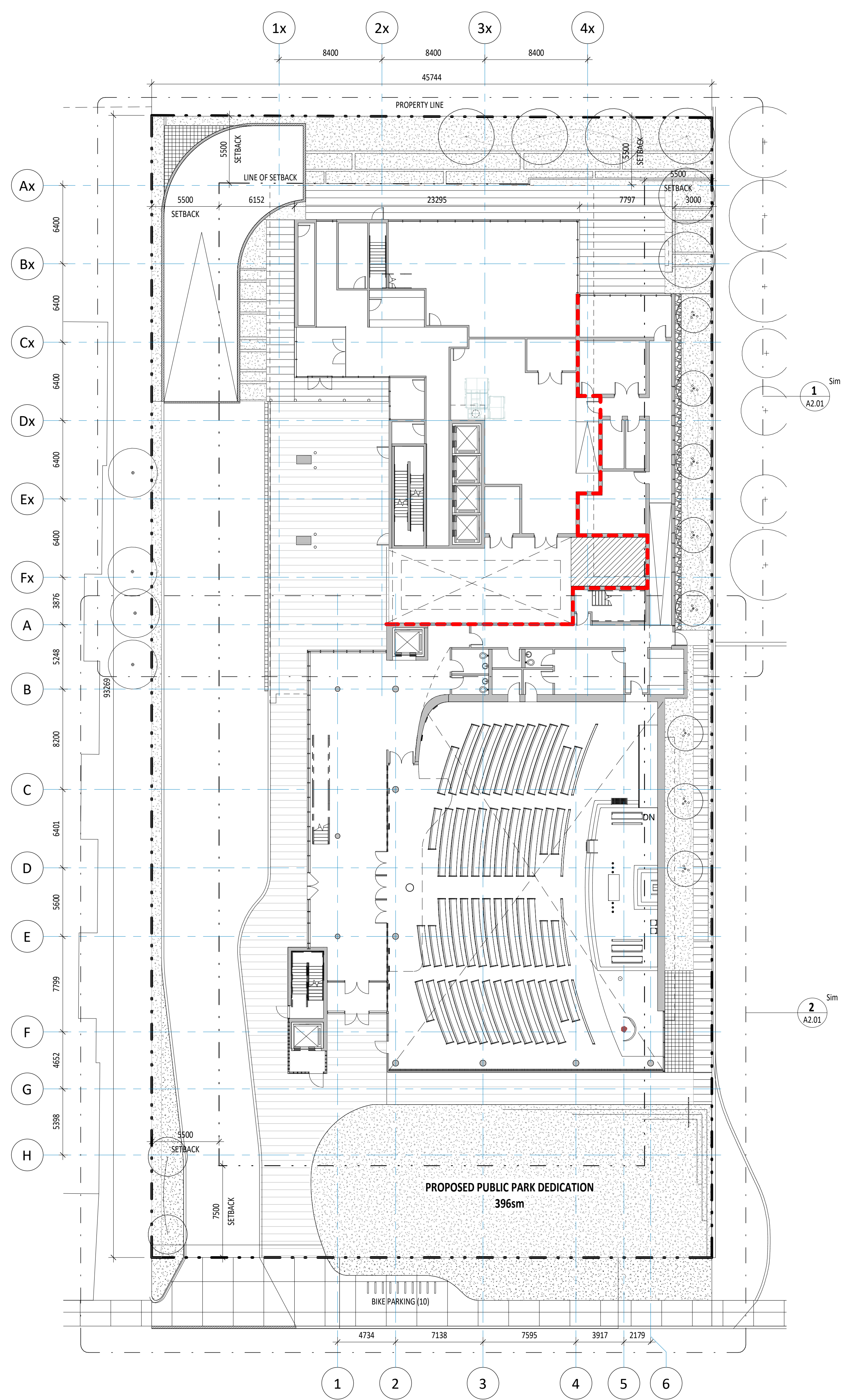


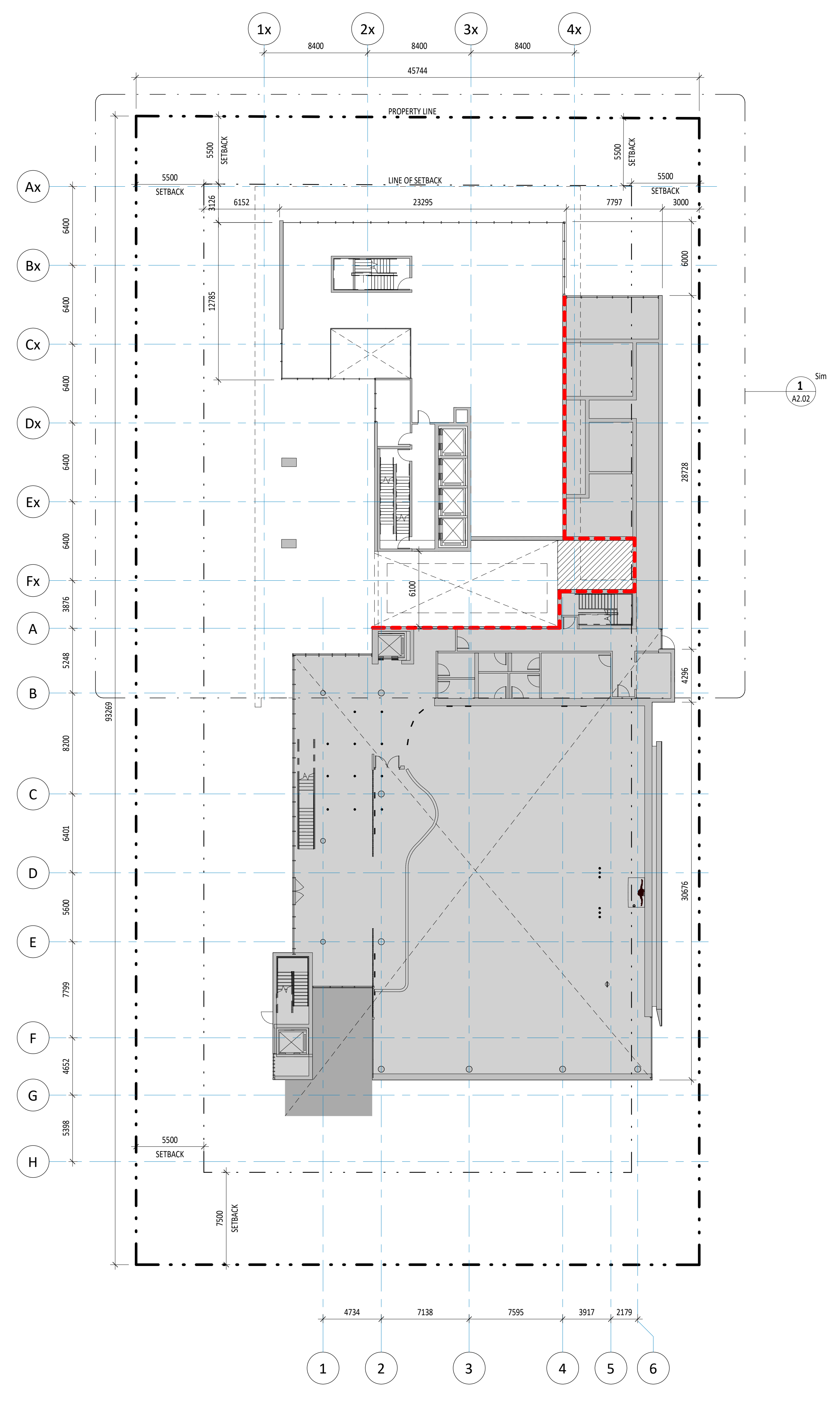
Copyright © 2019 of the Architect.
 All rights reserved. No part of this drawing may be reproduced by any means without the written approval of the Architect or the Architectural Firm.
 The Architect is not liable for any loss or damage of information resulting from subsequent reproduction of the original drawing.

GENERAL NOTES:

1. Drawing is not to be used for construction until all existing conditions and dimensions required to perform the work are verified and approved by the Architect.
2. The Architect of this drawing is to be read in conjunction with all other drawings and documents including the Project Report and the Architectural Contract and Check for Drawing. In case of discrepancy between the Contract Documents and this drawing, the Contract Documents shall prevail.
3. All dimensions are in millimeters unless otherwise stated. Dimensions are rounded to the nearest millimeter.
4. Dimensions are indicated on the drawing unless otherwise stated.
5. The Architect is not responsible for the accuracy of the information and data provided by the client.
6. The Architect is not responsible for the accuracy of the information and data provided by the client.



1 OVERALL FLOOR PLAN - RESIDENTIAL AND CHURCH GROUND FLOOR
 1:200



2 OVERALL FLOOR PLAN - RESIDENTIAL FLOOR 2
 1:200



3 OVERALL FLOOR PLAN - RESIDENTIAL FLOOR 3, CHURCH FLOOR 2
 1:200

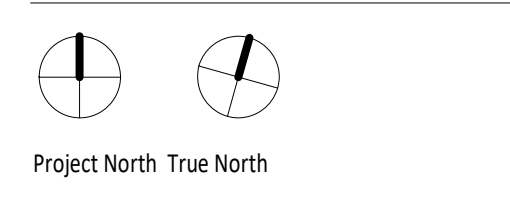
**2 HR FIRE SEPARATION BETWEEN:
 RESIDENTIAL AND NON-RESIDENTIAL DEVELOPMENT**

STAIR EXITING SEPARATIONS ARE NOT INDICATED ON THIS DRAWING

No.	Date	Issued
1	2019/07/19	2019/07/19
2	2019/07/19	2019/07/19
3	2019/07/19	2019/07/19
4	2019/07/19	2019/07/19

KPMB Architects
 251 King St. E., Suite 1200
 Toronto, ON, Canada M5A 0L6
 416.977.5104

Collected
40-44 BROADWAY AVENUE - ST. MONICA'S CHURCH
 40-44 BROADWAY AVENUE
 TORONTO, ON, MAP 174



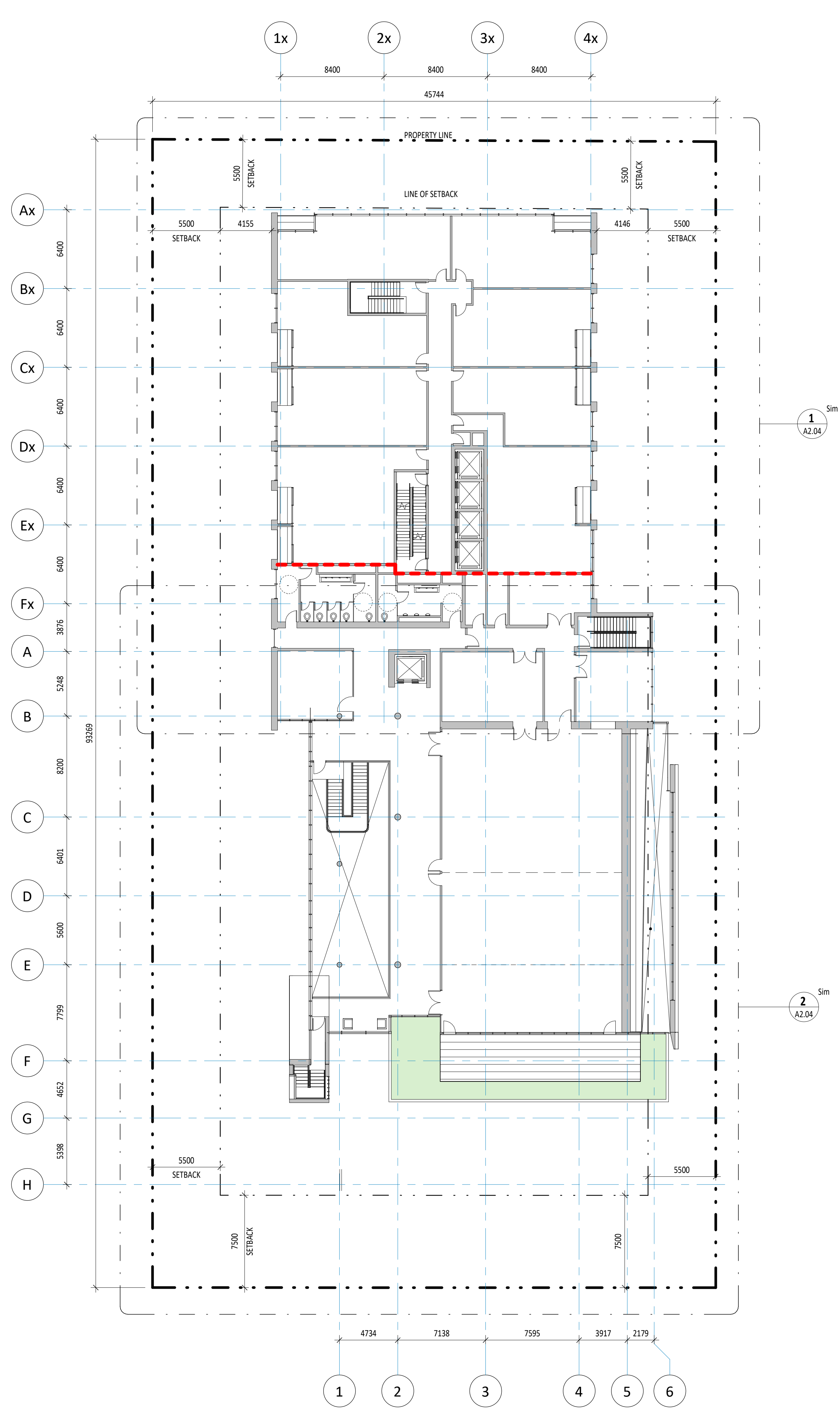
Project No. 1807-000
 Scale 1:200
 Plot Date 2019/07/19

OVERALL FLOOR PLANS

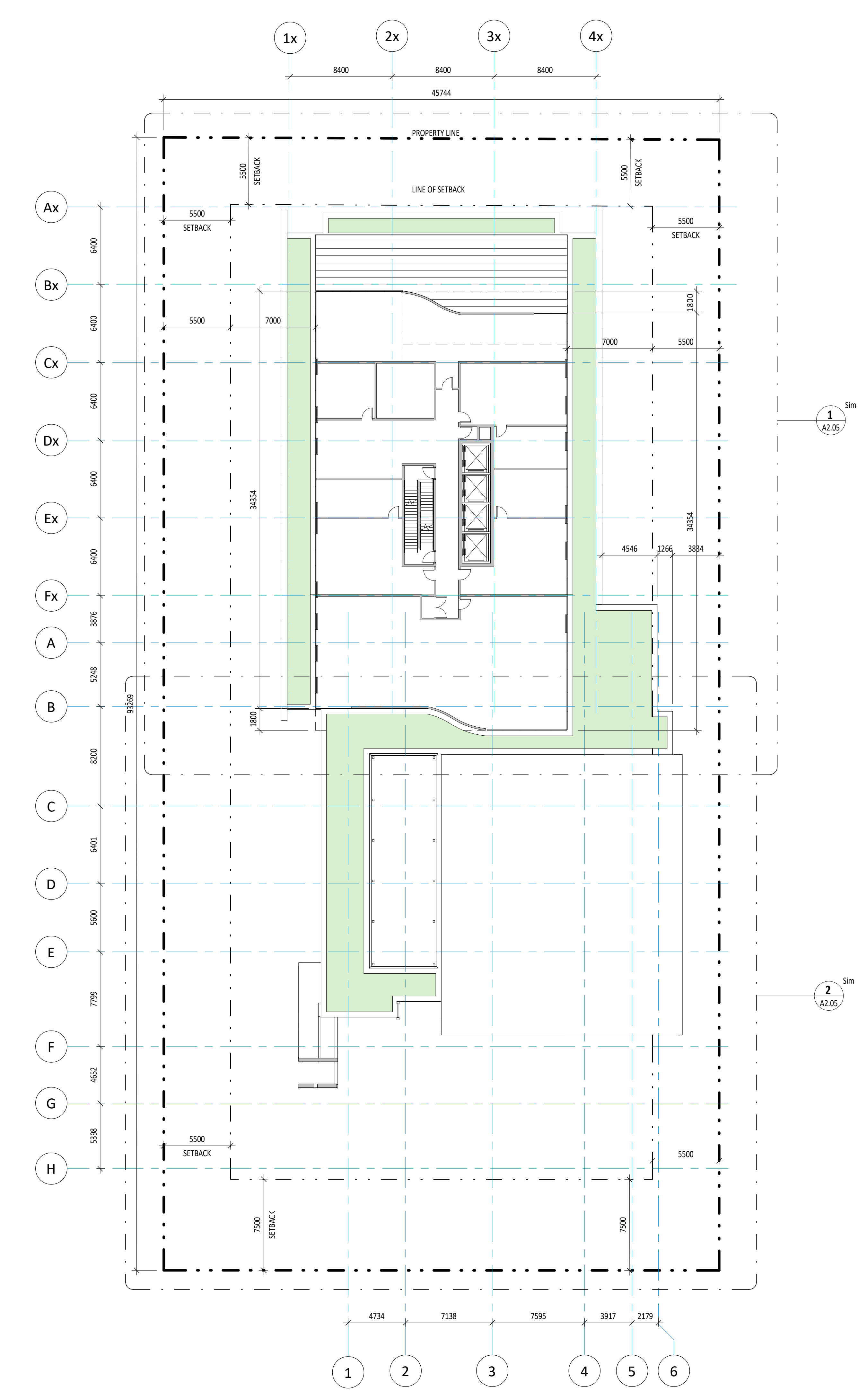
Copyright © 2021 of the Architect.
 All rights reserved. No part of this drawing may be reproduced by any means, in any form, without the prior written approval of the Architect to be used for any other project.
 The Architect is not liable for any loss or damage of information resulting from subsequent reproduction of the original drawing.

GENERAL NOTES:

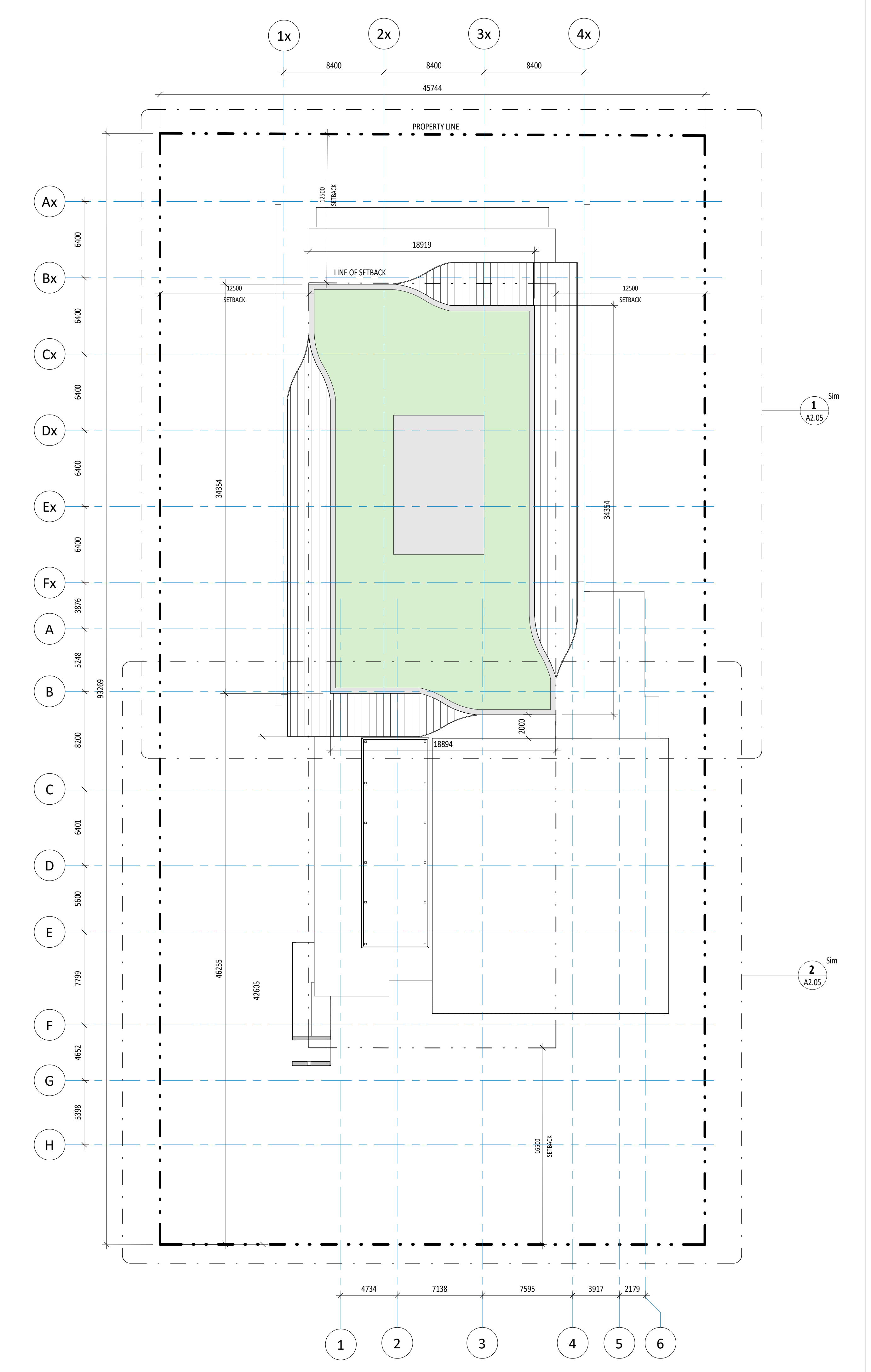
1. Drawing is to be used by the Client/Contractor and all other parties involved in the project. It is not to be used for any other purpose without the prior written approval of the Architect.
2. The Architect is not responsible for any errors or omissions in the drawing. It is the responsibility of the Client/Contractor to verify the accuracy of the information provided in the drawing.
3. The Architect is not responsible for any errors or omissions in the drawing. It is the responsibility of the Client/Contractor to verify the accuracy of the information provided in the drawing.
4. The Architect is not responsible for any errors or omissions in the drawing. It is the responsibility of the Client/Contractor to verify the accuracy of the information provided in the drawing.
5. The Architect is not responsible for any errors or omissions in the drawing. It is the responsibility of the Client/Contractor to verify the accuracy of the information provided in the drawing.
6. The Architect is not responsible for any errors or omissions in the drawing. It is the responsibility of the Client/Contractor to verify the accuracy of the information provided in the drawing.



1 OVERALL FLOOR PLAN - RESIDENTIAL FLOOR 4, CHURCH FLOOR 3
 1:200



2 OVERALL FLOOR PLAN - RESIDENTIAL FLOOR 5, CHURCH ROOF
 1:200



3 OVERALL FLOOR PLAN - RESIDENTIAL ROOF PLAN
 1:200

**2 HR FIRE SEPARATION BETWEEN:
 RESIDENTIAL AND NON-RESIDENTIAL DEVELOPMENT**

STAIR EXITING SEPARATIONS ARE NOT INDICATED ON THIS DRAWING

No.	Date	Issued
1	2021/01/04	2021/01/04
2	2021/01/04	2021/01/04
3	2021/01/04	2021/01/04
4	2021/01/04	2021/01/04

KPMB Architects
 251 King St. E. Suite 1200
 Toronto, ON, Canada M5A 0L6
 416.977.5104

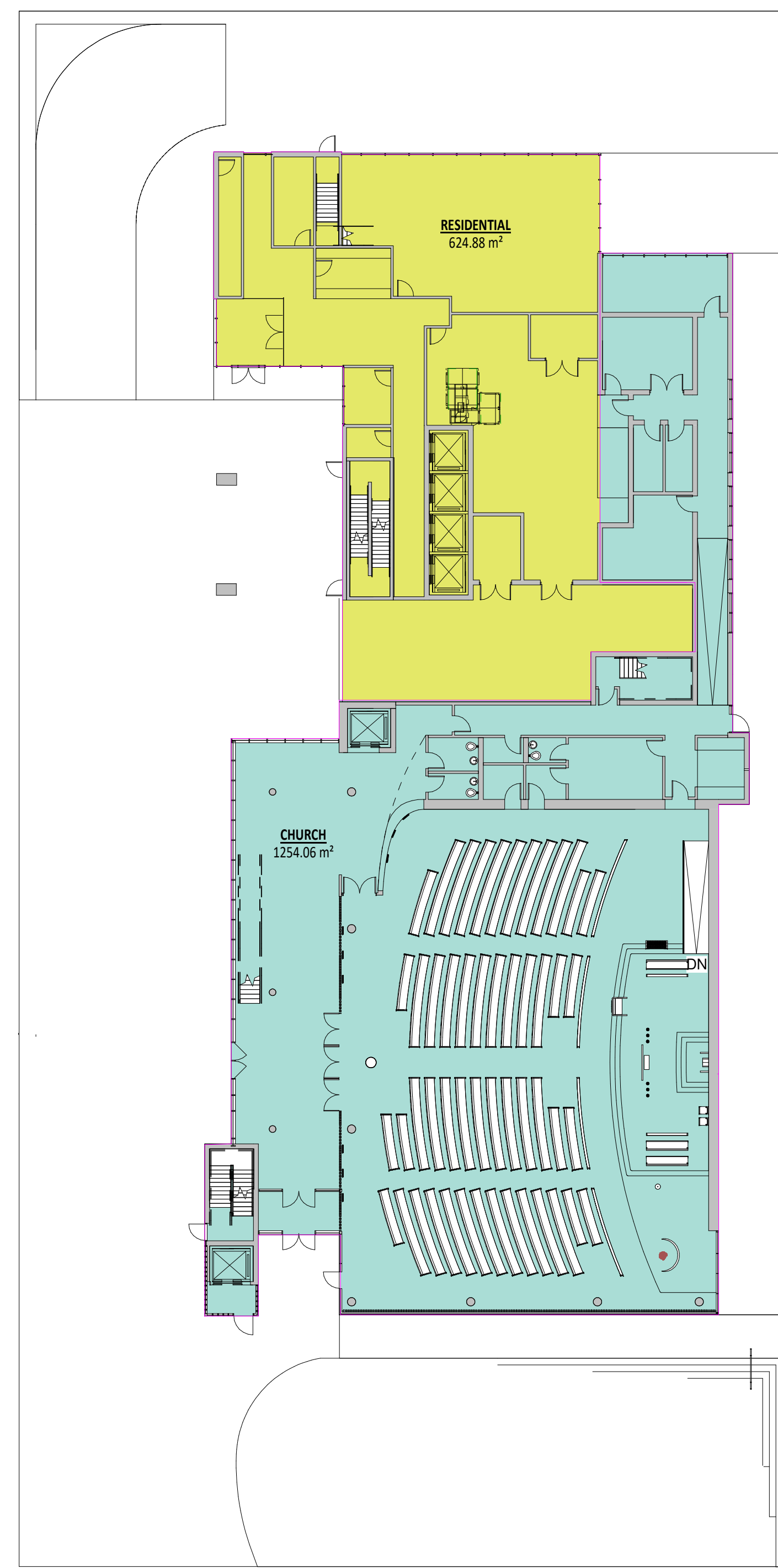
Collected
**40-44 BROADWAY
 AVENUE - ST.
 MONICA'S CHURCH**
 40-44 BROADWAY AVENUE
 TORONTO, ON, MAP 1T4

Project North True North

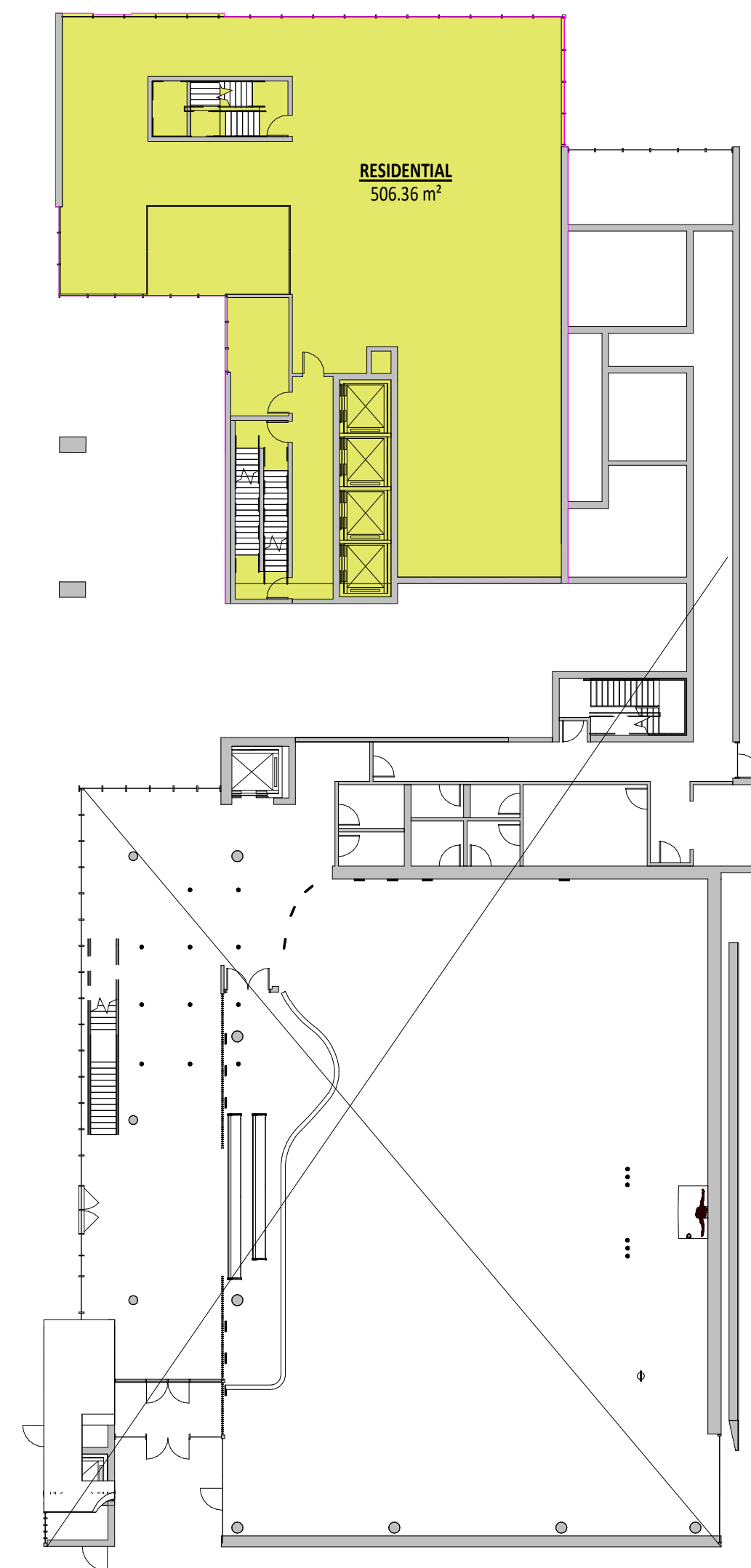
Project No. 1807-900
 Scale 1:200
 Plot Date 2021/01/04

OVERALL FLOOR PLANS

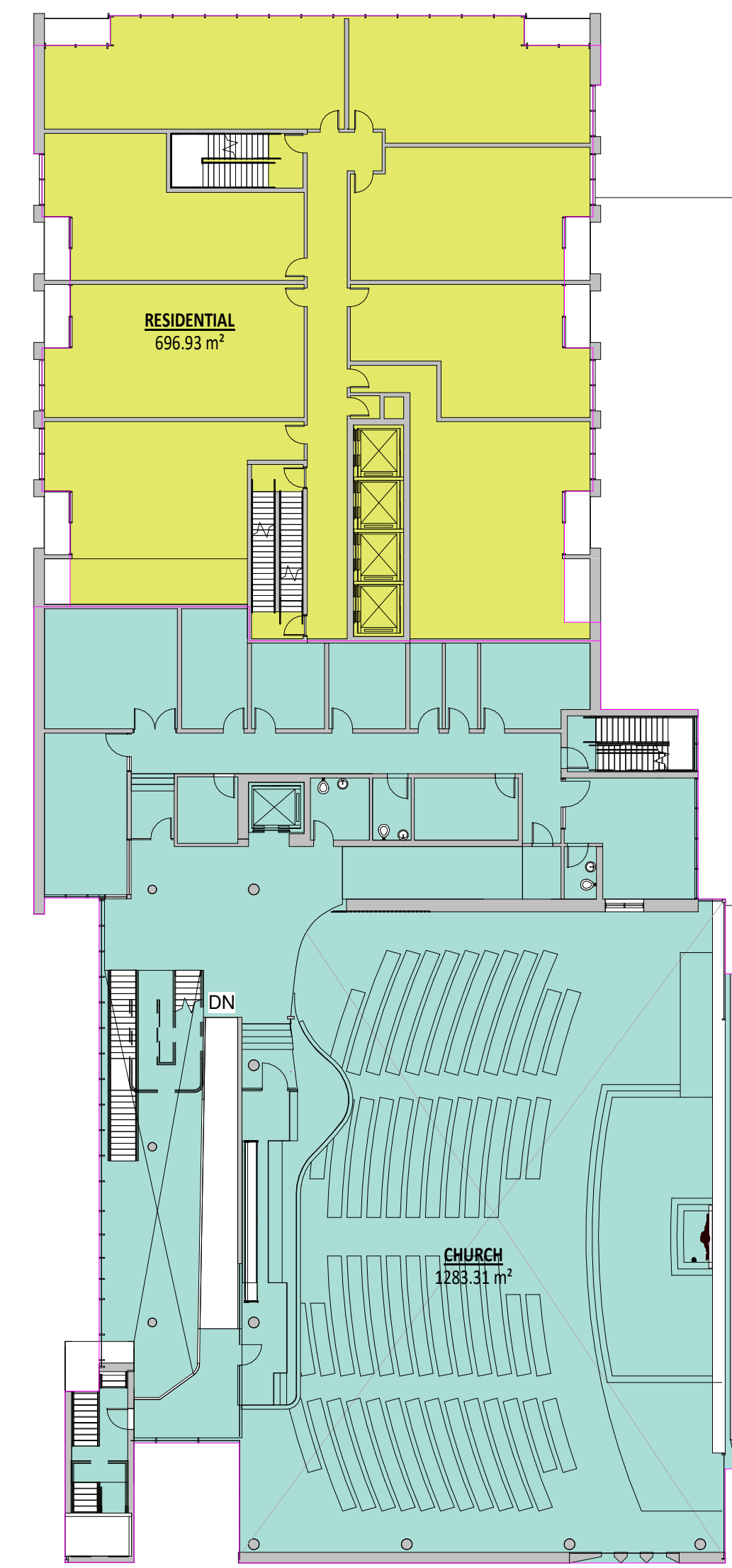
- GENERAL NOTES:**
1. Drawings are to be used by the Contractor and all other parties to the project. The Contractor shall verify all existing conditions and dimensions against the drawings and report any discrepancies to the Architect before construction begins.
 2. The Architect's Drawings are to be read in conjunction with all other Contract Documents including the Project Manual and the General Conditions and Specifications. In case of any conflict between the Contract Documents, the order of precedence shall be as follows:
 a. Drawings
 b. Specifications
 c. General Conditions and Specifications
 d. Project Manual
 3. The Contractor shall be responsible for the design and construction of all temporary works required for the construction of the permanent works. The Contractor shall be responsible for the design and construction of all temporary works required for the construction of the permanent works. The Contractor shall be responsible for the design and construction of all temporary works required for the construction of the permanent works.
 4. The Contractor shall be responsible for the design and construction of all temporary works required for the construction of the permanent works. The Contractor shall be responsible for the design and construction of all temporary works required for the construction of the permanent works. The Contractor shall be responsible for the design and construction of all temporary works required for the construction of the permanent works.
 5. The Contractor shall be responsible for the design and construction of all temporary works required for the construction of the permanent works. The Contractor shall be responsible for the design and construction of all temporary works required for the construction of the permanent works. The Contractor shall be responsible for the design and construction of all temporary works required for the construction of the permanent works.
 6. The Contractor shall be responsible for the design and construction of all temporary works required for the construction of the permanent works. The Contractor shall be responsible for the design and construction of all temporary works required for the construction of the permanent works. The Contractor shall be responsible for the design and construction of all temporary works required for the construction of the permanent works.



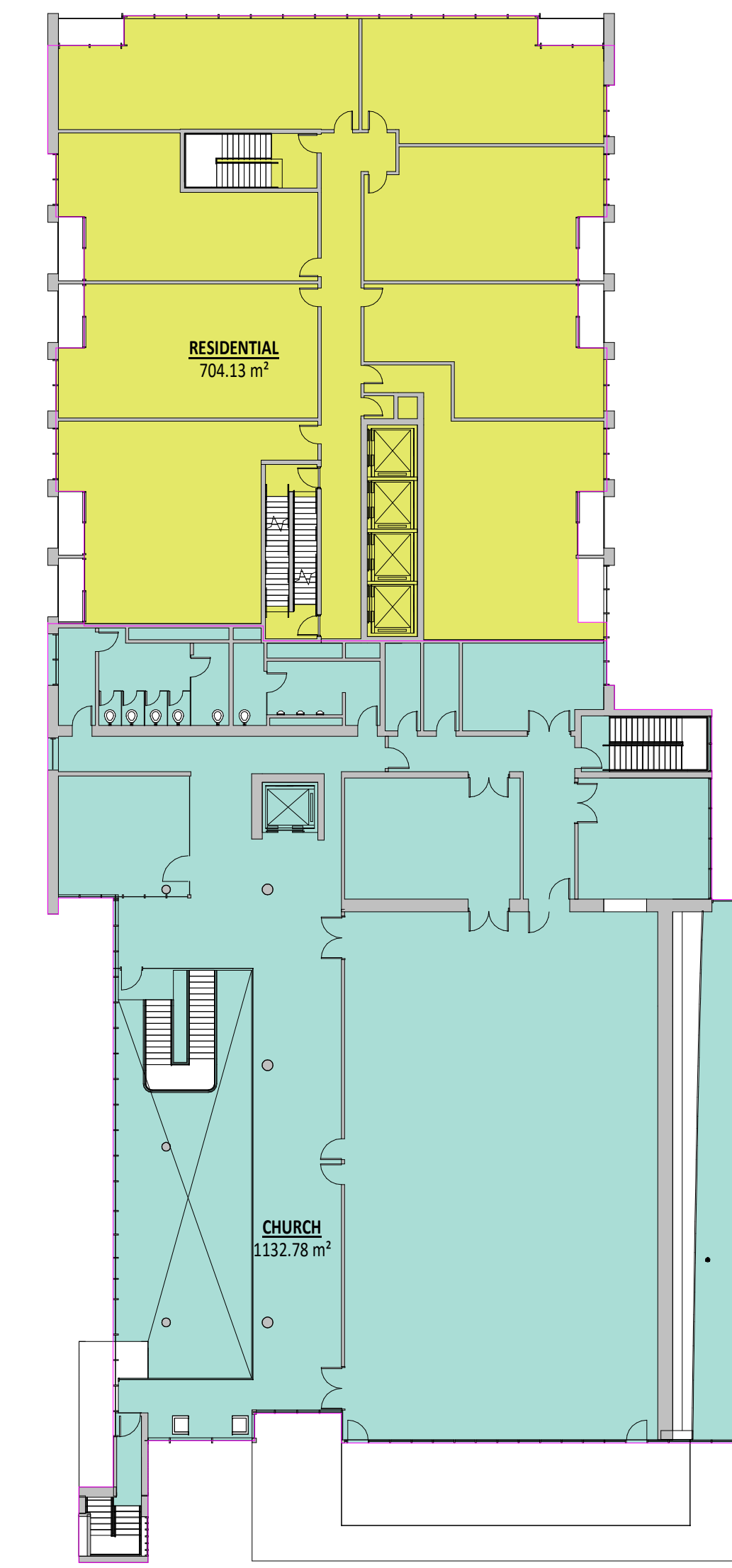
1 DEMARCATION PLAN - RESIDENTIAL AND CHURCH GROUND FLOOR
 1:250



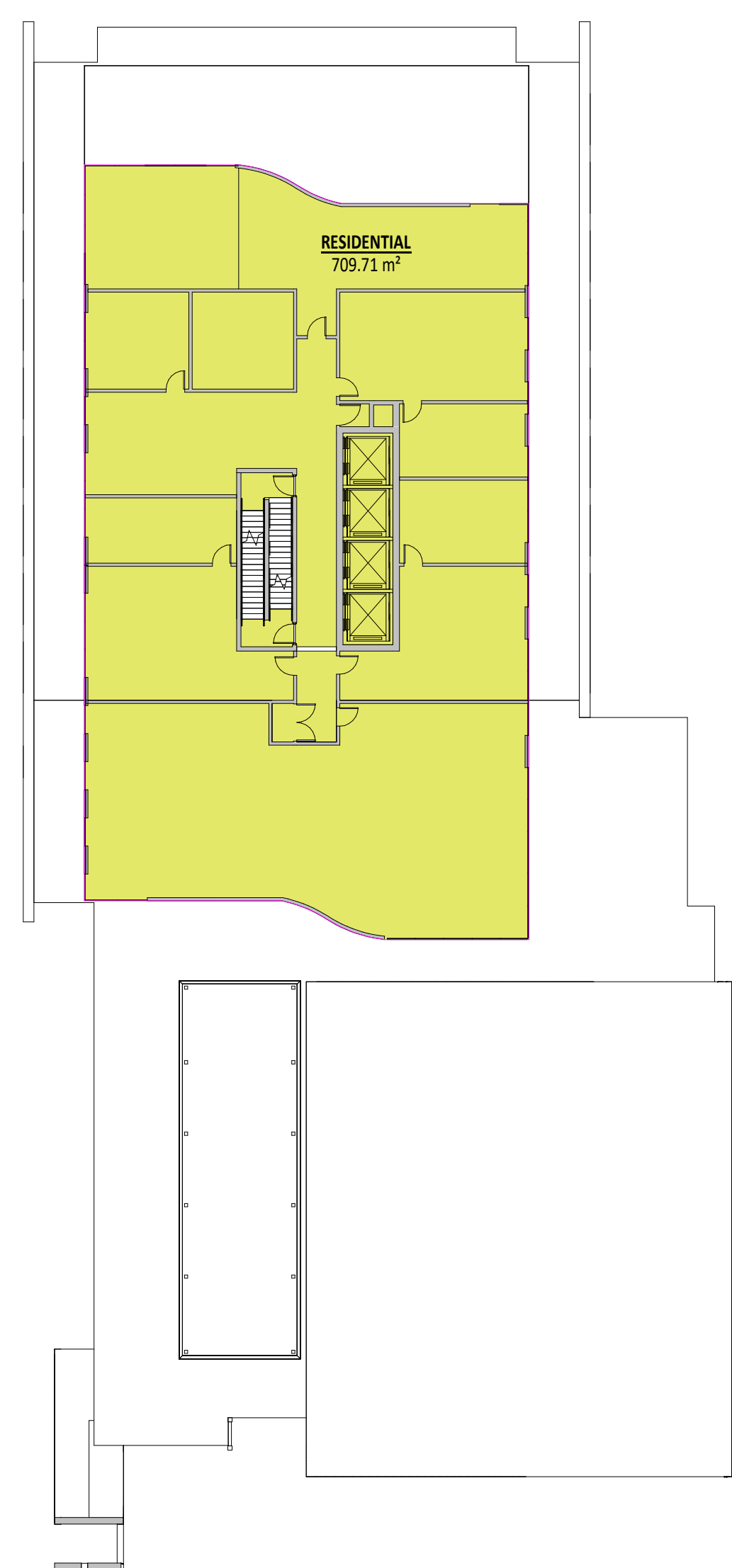
2 DEMARCATION PLAN - RESIDENTIAL FLOOR 2
 1:250



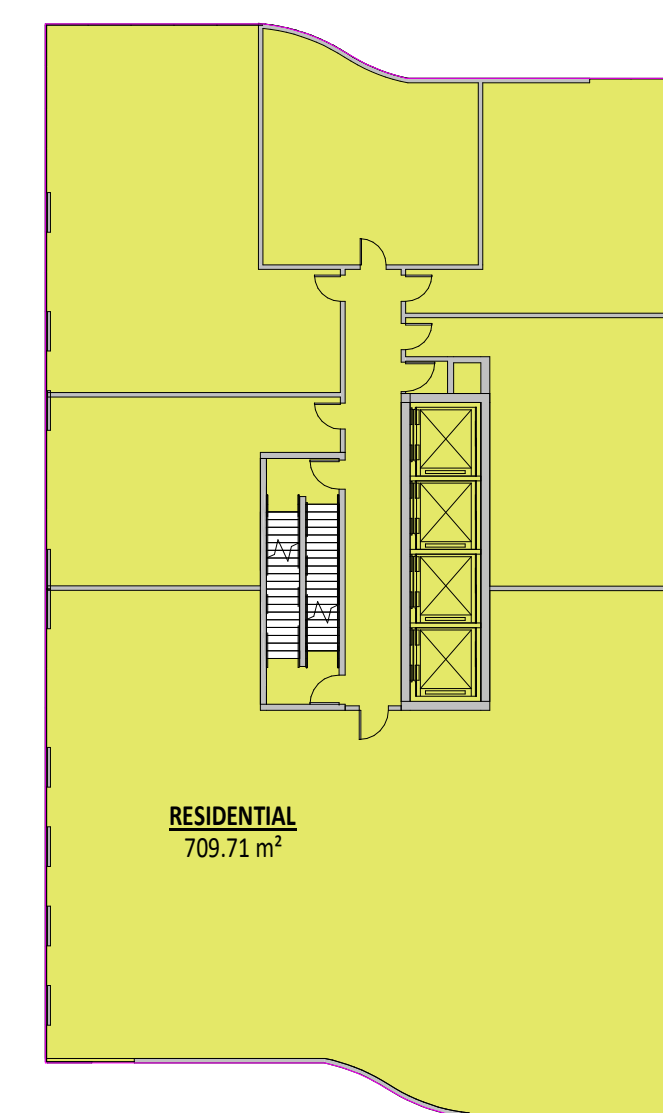
3 DEMARCATION PLAN - RESIDENTIAL FLOOR 3, CHURCH FLOOR 2
 1:250



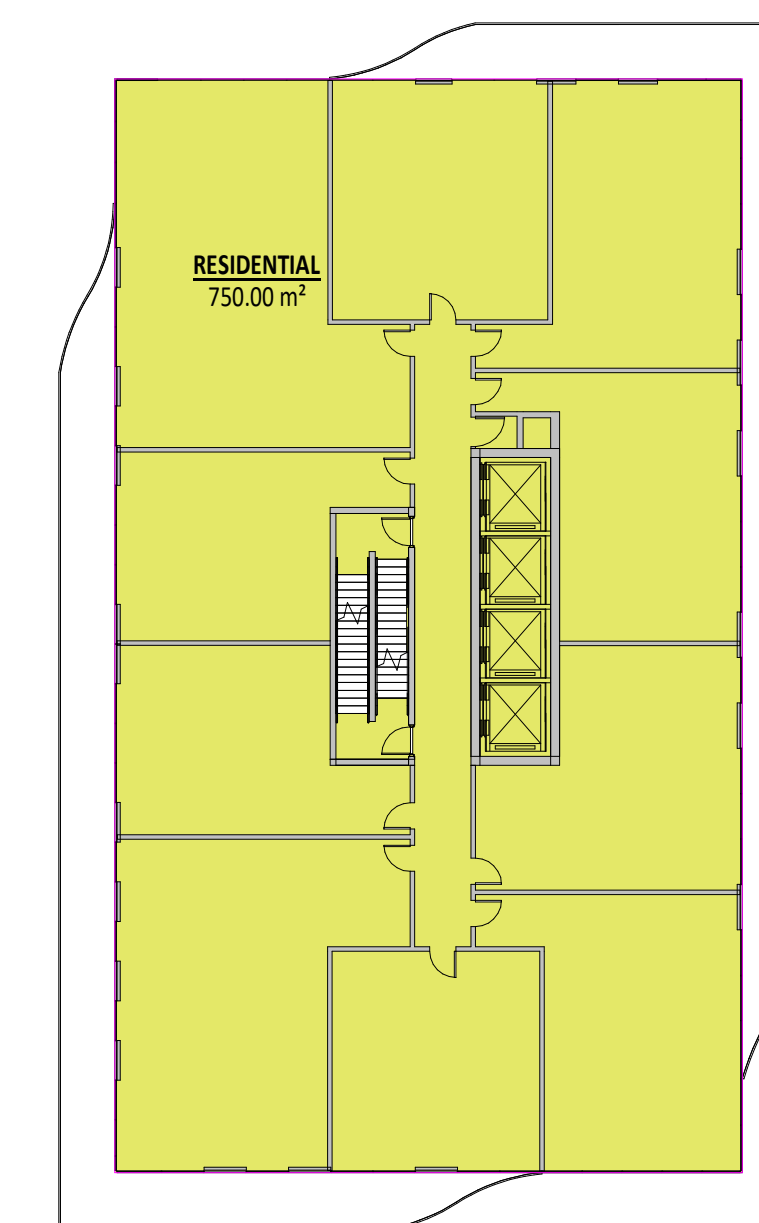
4 DEMARCATION PLAN - RESIDENTIAL FLOOR 4, CHURCH FLOOR 3
 1:250



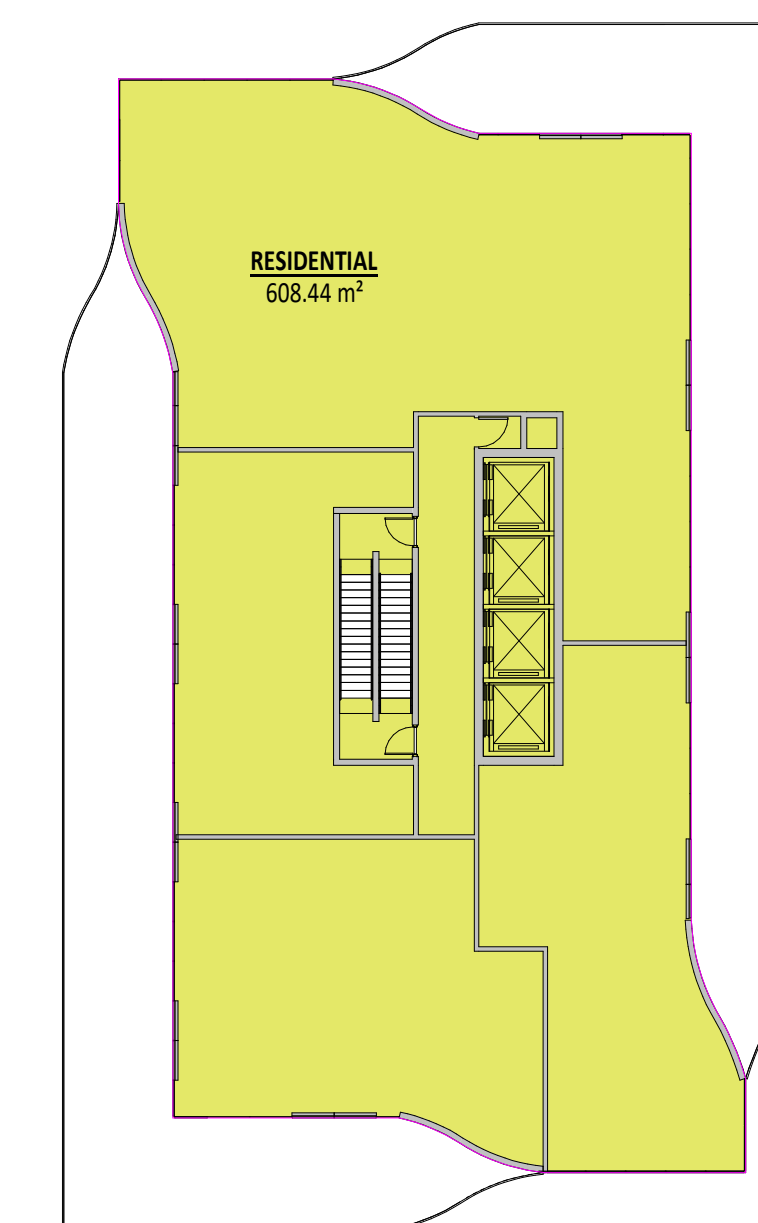
5 DEMARCATION PLAN - RESIDENTIAL FLOOR 5, CHURCH ROOF
 1:250



6 DEMARCATION PLAN - RESIDENTIAL FLOOR 6
 1:250



7 DEMARCATION PLAN - RESIDENTIAL FLOOR 7-43
 1:250

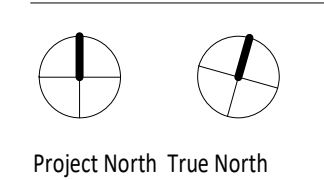


8 DEMARCATION PLAN - RESIDENTIAL FLOOR 44 (PH)
 1:250

No.	Date	Issued For
1	2019/07/19	FOR SUBMISSION - R2
2	2019/07/19	FOR SUBMISSION - R2
3	2019/07/19	FOR SUBMISSION - R2

KPMB Architects
 251 King St. E., Suite 1200
 Toronto, ON, Canada M5A 0L6
 416.977.5104

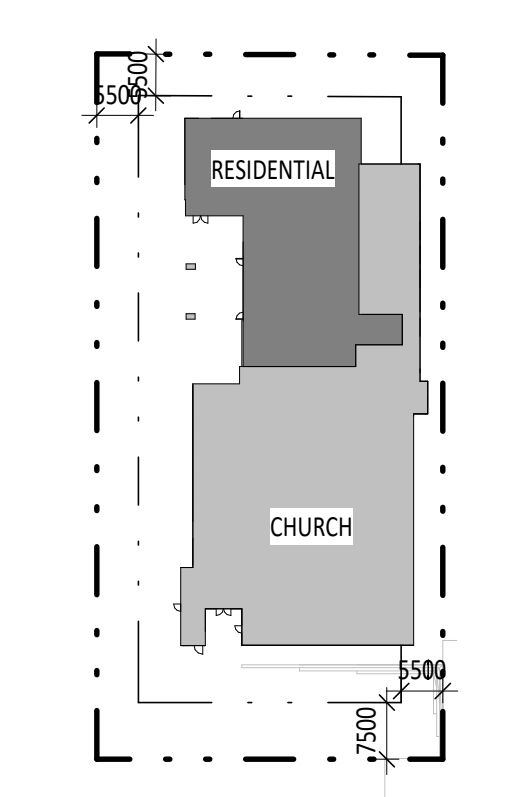
Collective
40-44 BROADWAY AVENUE - ST. MONICA'S CHURCH
 40-44 BROADWAY AVENUE
 TORONTO, ON, M4P 1T4



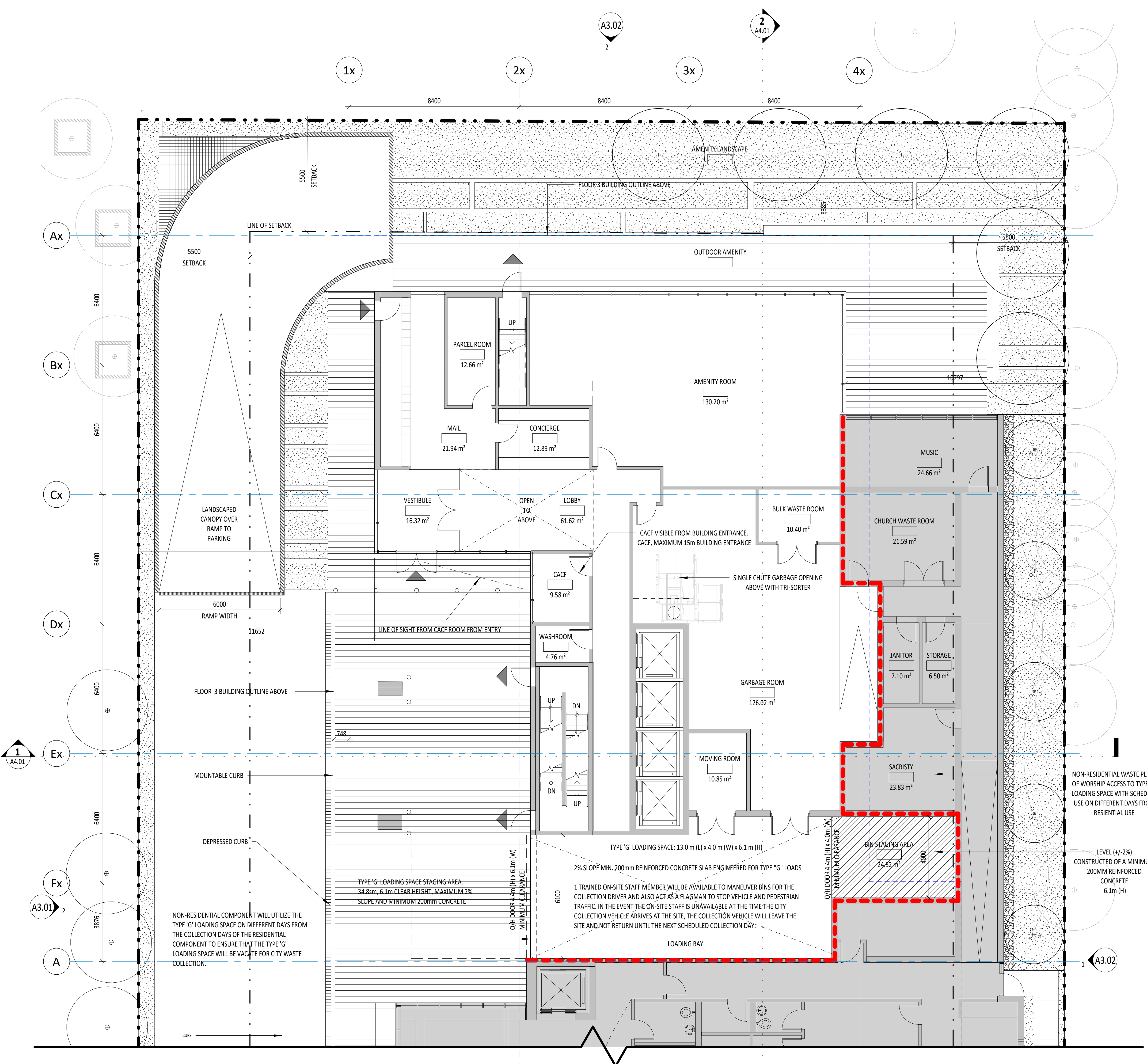
Project No. 1807-900
 Scale 1:250
 Plot Date 2019/07/19

DEMARCATION PLANS

- GENERAL NOTES:**
1. Drawing is to be used by the Client and Contractor only. Any other use, reproduction, or distribution is prohibited without the written approval of the Architect.
 2. This drawing is to be used in conjunction with all other drawings and specifications. In the event of any conflict, the drawings shall prevail over the specifications. In the event of any conflict between the drawings and specifications, the drawings shall prevail.
 3. The Contractor shall be responsible for obtaining all necessary permits and approvals from the relevant authorities. The Contractor shall also be responsible for obtaining all necessary approvals from the relevant authorities for the proposed work.
 4. The Contractor shall be responsible for obtaining all necessary approvals from the relevant authorities for the proposed work.
 5. The Contractor shall be responsible for obtaining all necessary approvals from the relevant authorities for the proposed work.
 6. The Contractor shall be responsible for obtaining all necessary approvals from the relevant authorities for the proposed work.



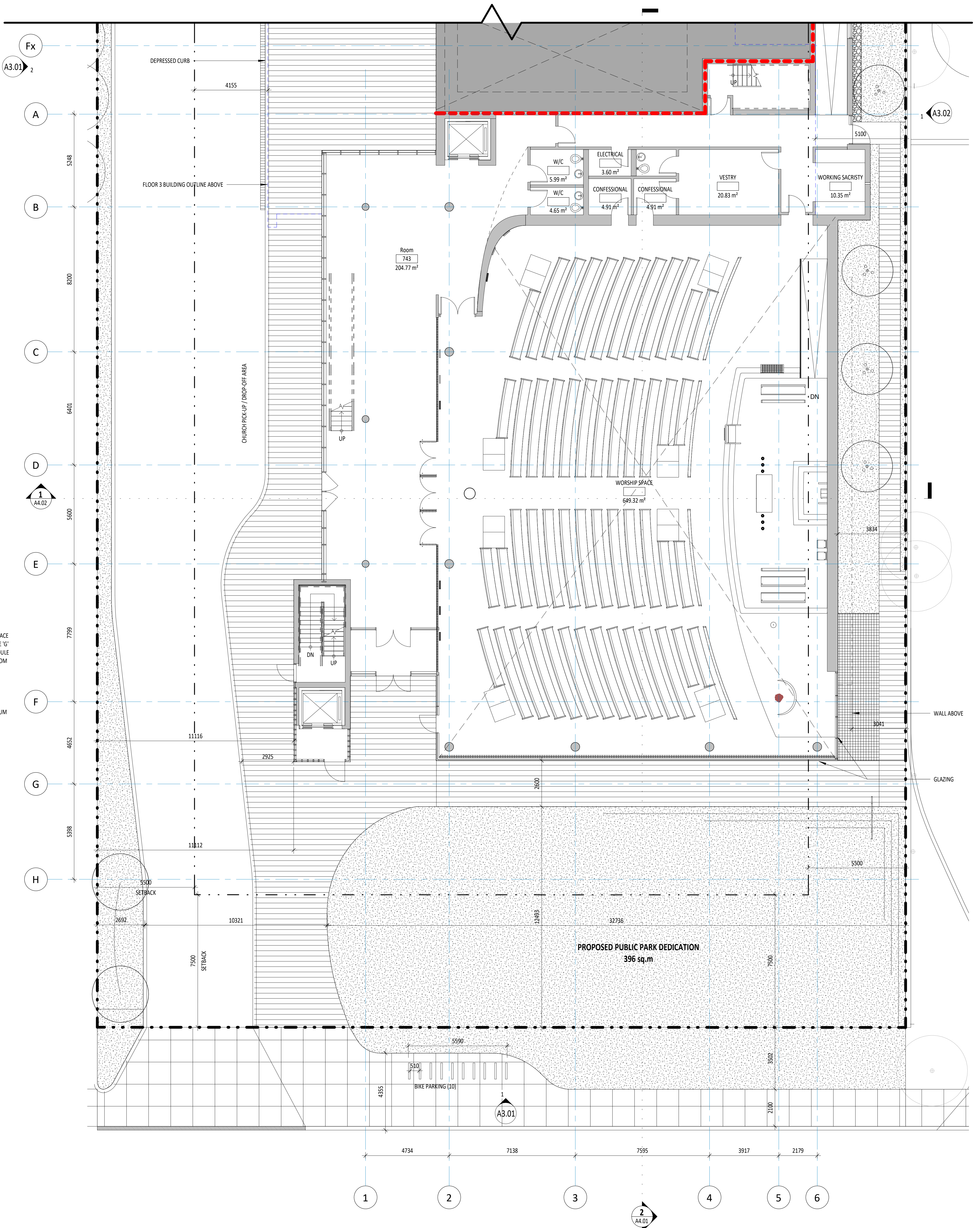
KEY PLAN



**2 HR FIRE SEPARATION BETWEEN:
 RESIDENTIAL AND NON-RESIDENTIAL DEVELOPMENT**

STAIR EXITING SEPARATIONS ARE NOT INDICATED ON THIS DRAWING

1 RESIDENTIAL - GROUND FLOOR
 1:100



2 CHURCH - GROUND FLOOR
 1:100

NO.	DESCRIPTION	DATE	BY
1	PRELIMINARY	2019/07/19	AS
2	REVISED	2019/07/19	AS
3	REVISED	2019/07/19	AS
4	REVISED	2019/07/19	AS

KPMB Architects
 251 King St. E. Suite 1200
 Toronto, ON, Canada M5A 0L6
 416.977.5104

Collected
40-44 BROADWAY AVENUE - ST. MONICA'S CHURCH
 40-44 BROADWAY AVENUE
 TORONTO, ON, M4P 1T4

Project North True North

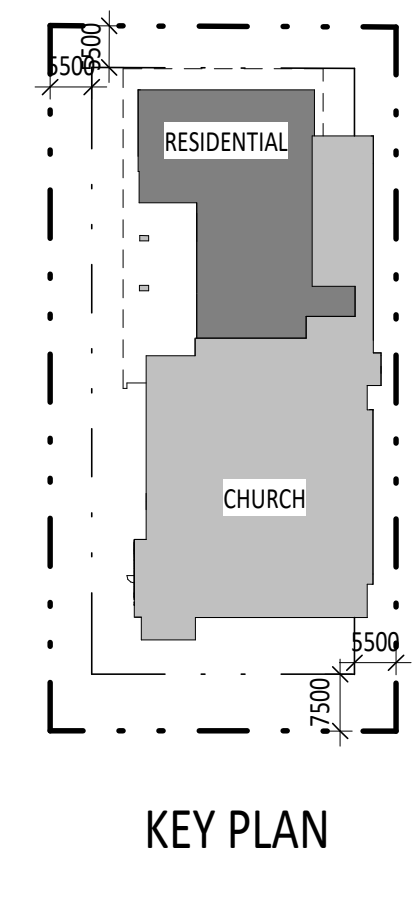
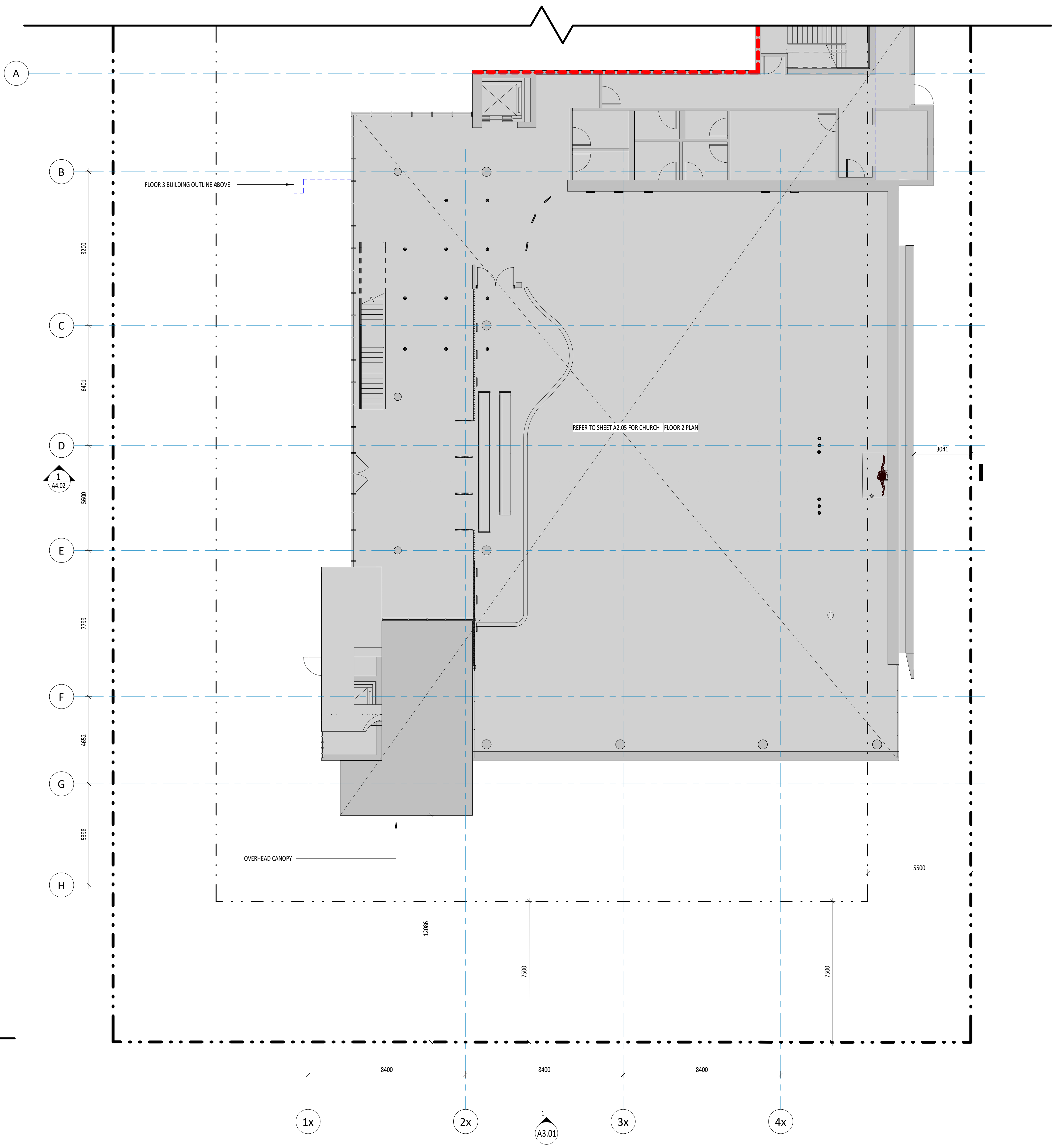
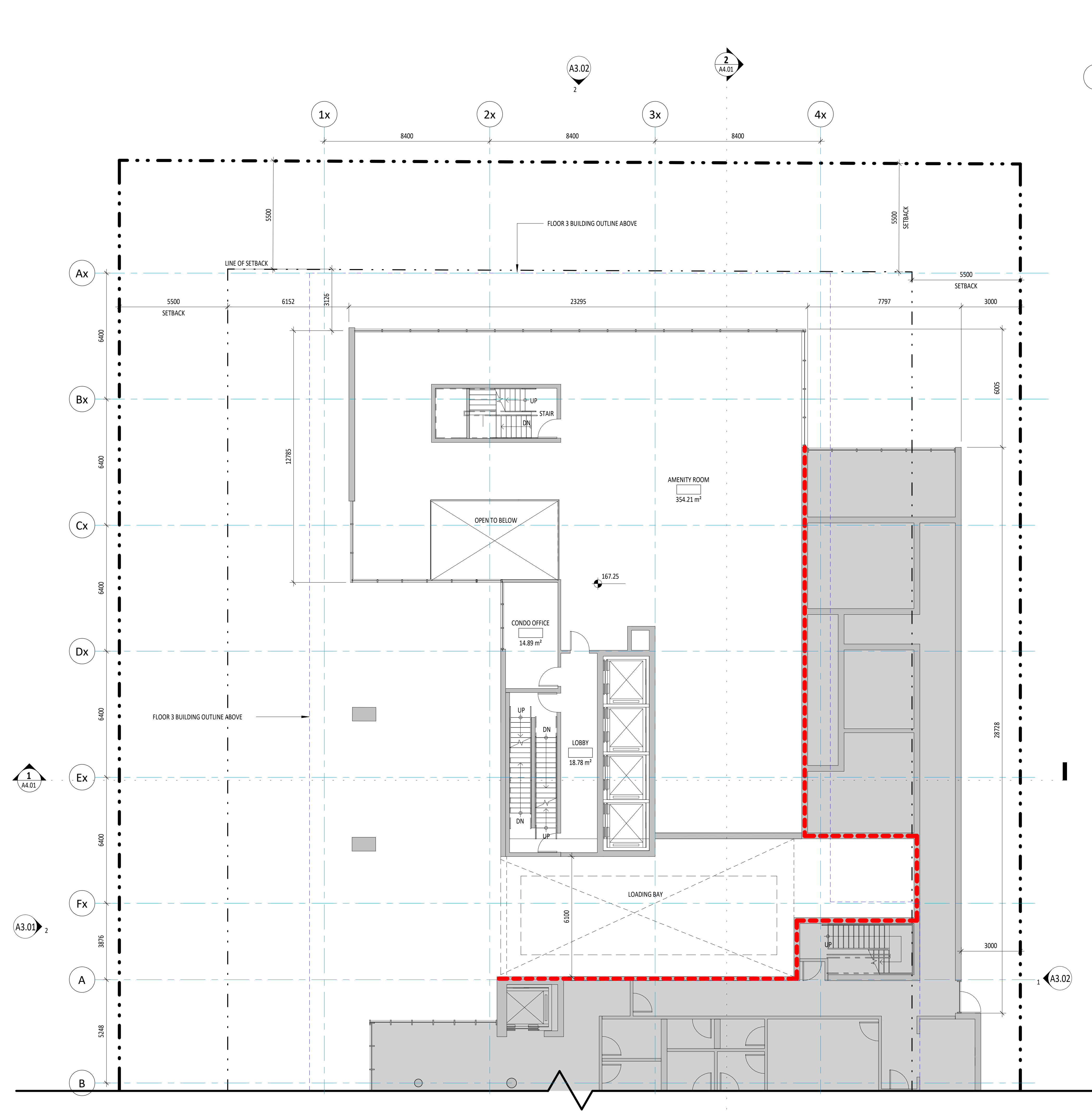
Project No. 1807-900
 Scale: As indicated
 Plot Date: 2019/07/19

GROUND FLOOR PLAN (RESIDENTIAL, CHURCH)

Copyright © 2019 of the architect.
 All rights reserved. No part of this drawing may be reproduced by any means, in any form or by any means, without the written approval of the architect to be made.
 Information only.
 This document is not valid for any use or distribution of information resulting from subsequent reproduction of the original drawing.

GENERAL NOTES:

1. Drawing as per the latest Contractor will verify all existing conditions and dimensions required to perform the work and will report any discrepancies with the Contract Documents to the Architect before proceeding with work.
2. The Architect of Design is to be made in conjunction with all other Contract Documents including the Project Manual and the General Conditions and Code of Practice. In case of discrepancy between the Contract Documents, each shall take precedence in the order of work, the greater shall apply.
3. All work shall be in accordance with the applicable Building Code, National Building Code of Canada, and all applicable laws, regulations, codes and standards. All work shall be in accordance with the applicable Building Code, National Building Code of Canada, and all applicable laws, regulations, codes and standards.
4. Drawing is intended to be used as a guide only. It is not intended to be used as a basis for construction without the supervision of a professional engineer or architect.
5. The architect will not be responsible for supervision of construction and assumes no responsibility for errors, methods and techniques of construction.
6. Field quantities are to be used for construction unless specifically noted for each purpose.



----- 2 HR FIRE SEPARATION BETWEEN:
 RESIDENTIAL AND NON-RESIDENTIAL DEVELOPMENT

STAIR EXITING SEPARATIONS ARE NOT INDICATED ON THIS DRAWING

1 RESIDENTIAL - FLOOR 2
 1:100

NO.	DATE	DESCRIPTION
1	2019/07/19	Issue for Submission - R2
2	2019/07/19	Issue for Construction
3	2019/07/19	Issue for Construction
4	2019/07/19	Issue for Construction

KPMB Architects
 251 King St. E., Suite 1200
 Toronto, ON, Canada M5A 0L6
 416.977.5104

Collected
40-44 BROADWAY AVENUE - ST. MONICA'S CHURCH
 40-44 BROADWAY AVENUE
 TORONTO, ON, M4P 1T4

Project North True North

Project No. 1807-900
 Scale: As indicated
 Plot Date: 2019/07/19

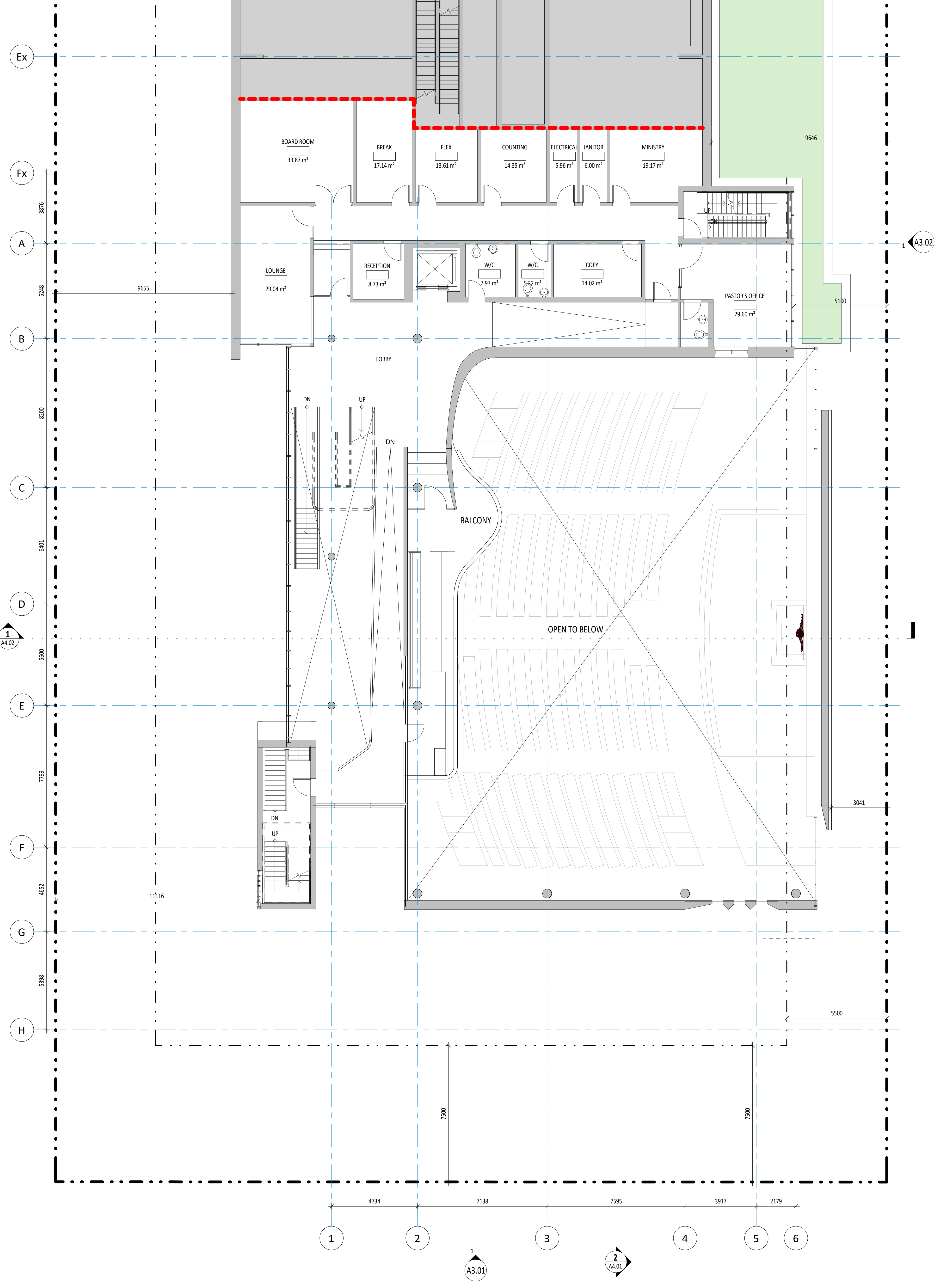
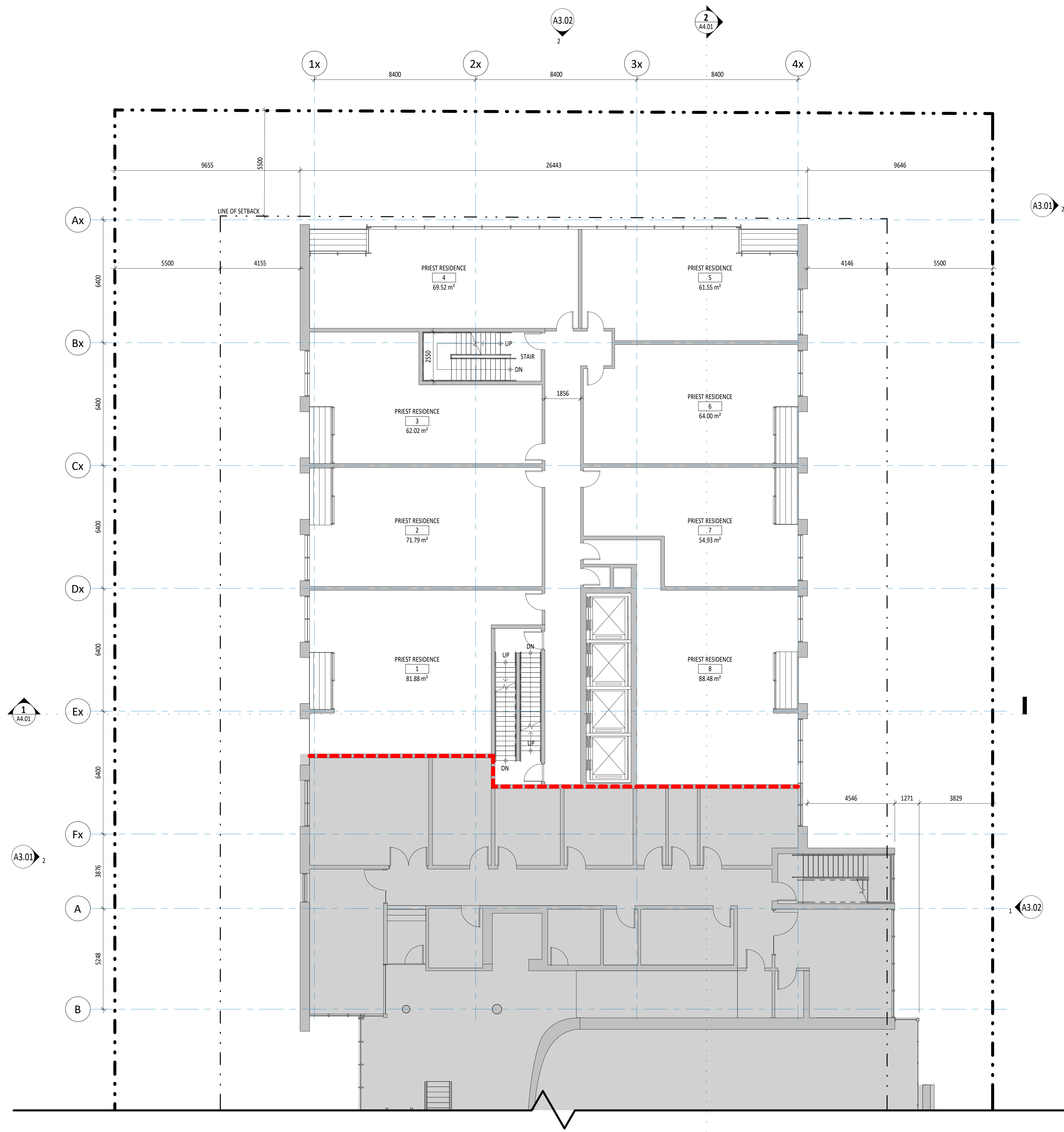
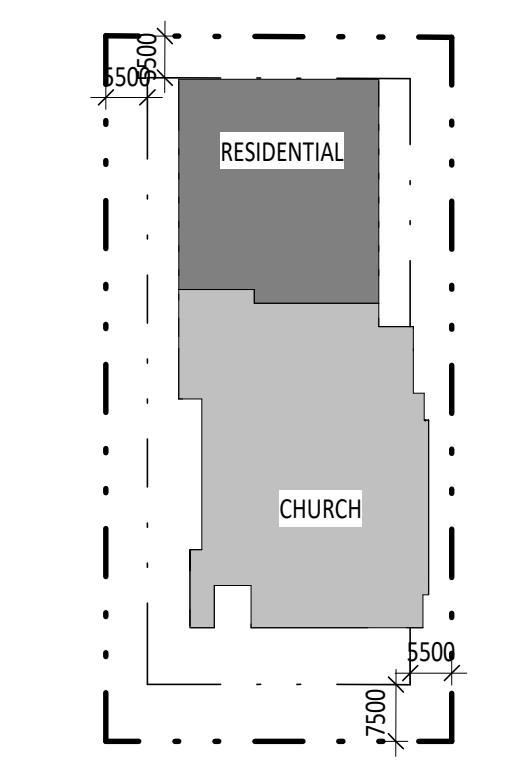
FLOOR PLANS (RESIDENTIAL FLOOR 2)

A2.02

Copyright is the property of the Architect. Any version of this drawing is to be used only for the project for which it was prepared. It is not to be reproduced, stored in a retrieval system, or transmitted in any form or by any means, electronic, mechanical, photocopying, recording, or by any information storage and retrieval system, without the prior written approval of the Architect. The Architect is not liable for any loss or damage of information resulting from subsequent reproduction of the original drawing.

GENERAL NOTES:

1. Existing as per the Surveyor's Report and all existing conditions and dimensions are to be maintained unless otherwise indicated.
2. This Architectural Drawing is to be read in conjunction with all other drawings including the Structural, Mechanical, Electrical, and Plumbing Drawings. In case of discrepancy between the drawings, the Structural drawings shall prevail unless otherwise specified.
3. Installation of required Mechanical, Electrical, and Plumbing equipment is to be indicated on the respective drawings. Locations shown are for informational purposes only and are not to be construed as a guarantee of availability or performance. The Architect is not responsible for the availability or performance of any equipment or materials.
4. Dimensions are given in millimeters unless otherwise specified.
5. The Architect is not responsible for the construction and installation of any equipment or materials.
6. Field dimensions are to be used for construction unless specifically noted for each purpose.



**2 HR FIRE SEPARATION BETWEEN:
RESIDENTIAL AND NON-RESIDENTIAL DEVELOPMENT**

STAIR EXITING SEPARATIONS ARE NOT INDICATED ON THIS DRAWING

1 RESIDENTIAL - FLOOR 3
1:100

2 CHURCH - FLOOR 2
1:100

No.	Date	Issued
1	2019/07/19	Final
2	2019/07/19	Final
3	2019/07/19	Final
4	2019/07/19	Final

KPMB Architects
251 King St. E., Suite 1200
Toronto, ON, Canada M5A 0L6
416.977.5104

Collective
**40-44 BROADWAY
AVENUE - ST.
MONICA'S CHURCH**
40-44 BROADWAY AVENUE
TORONTO, ON, M4P 1T4

Project North True North

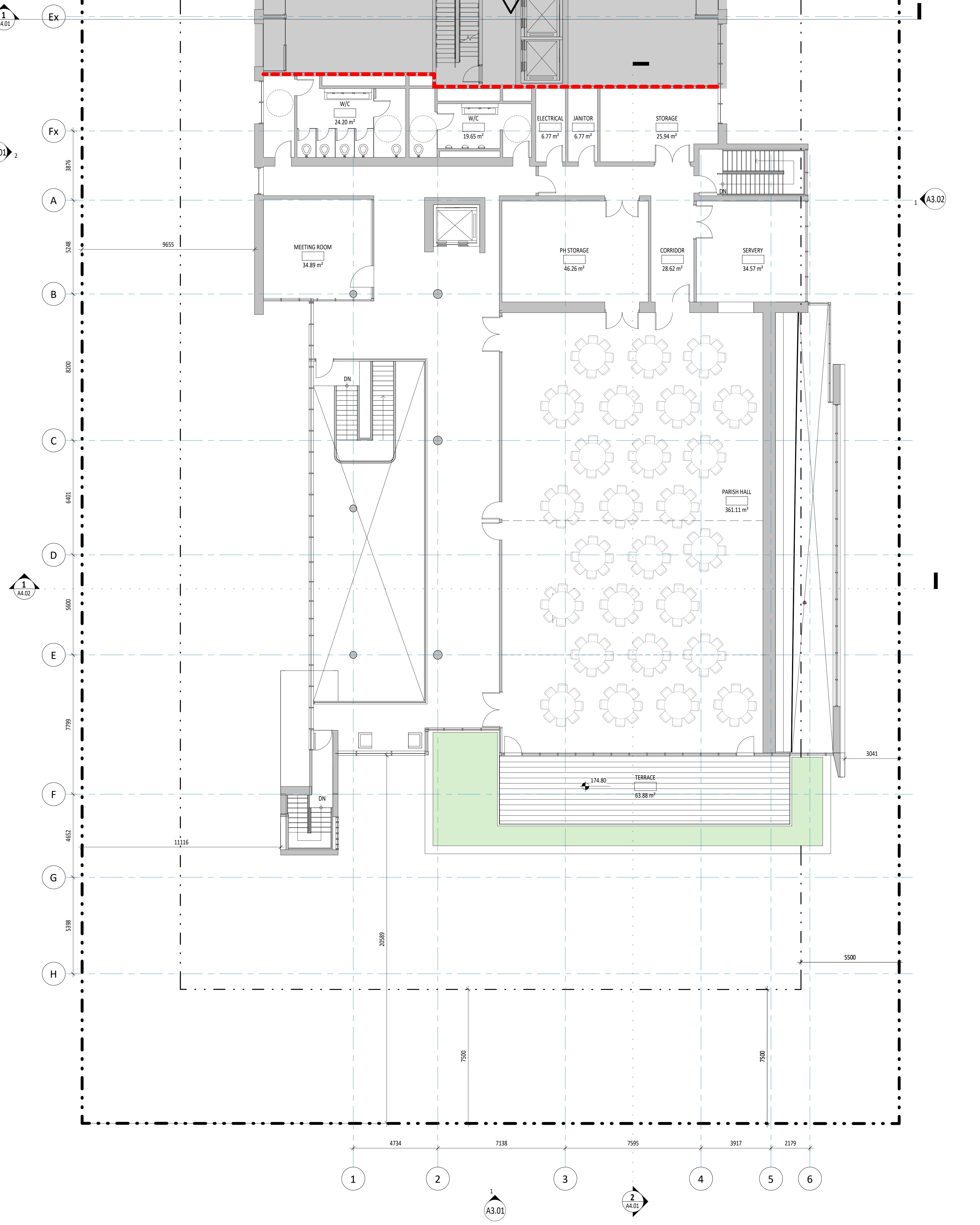
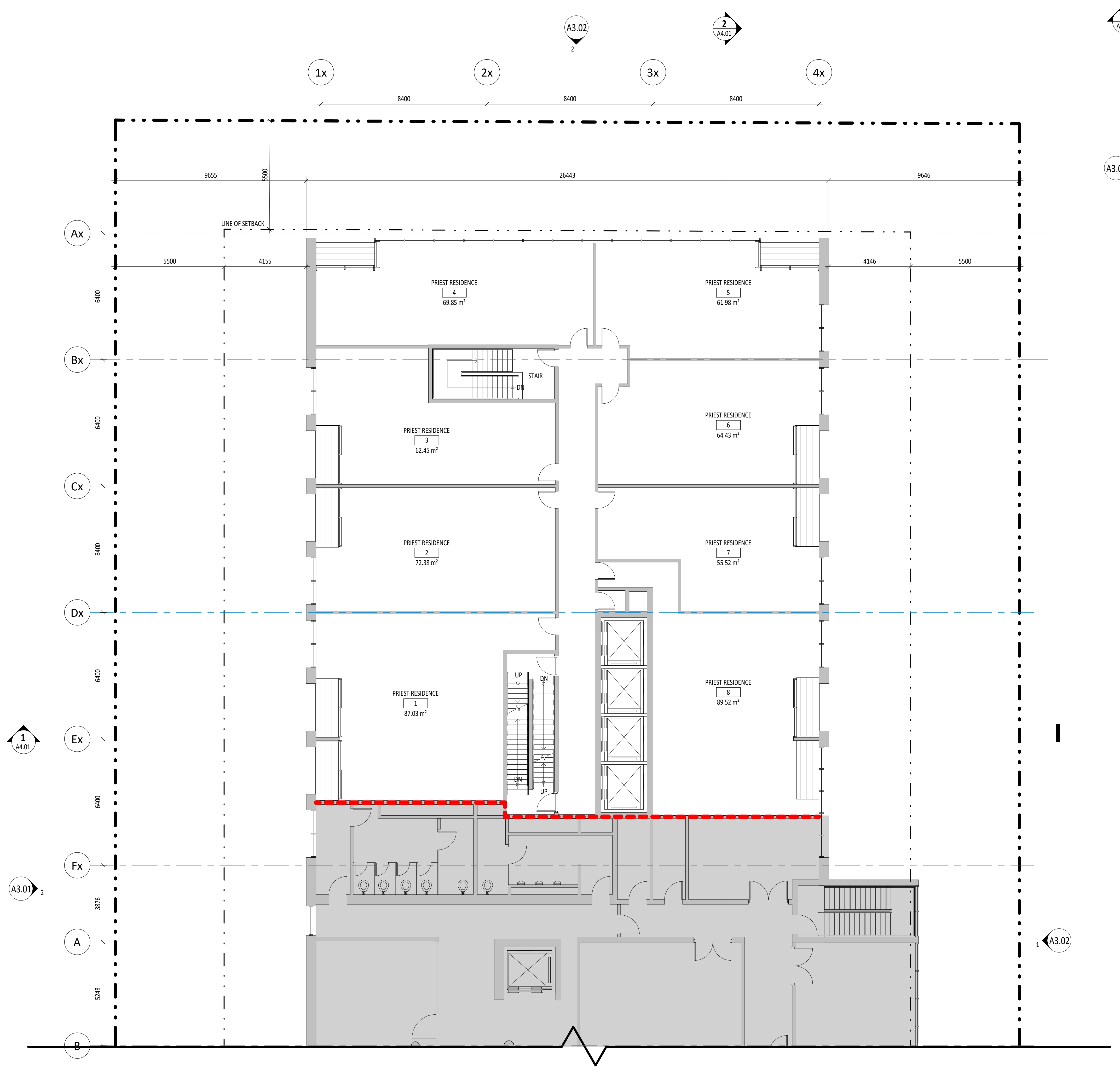
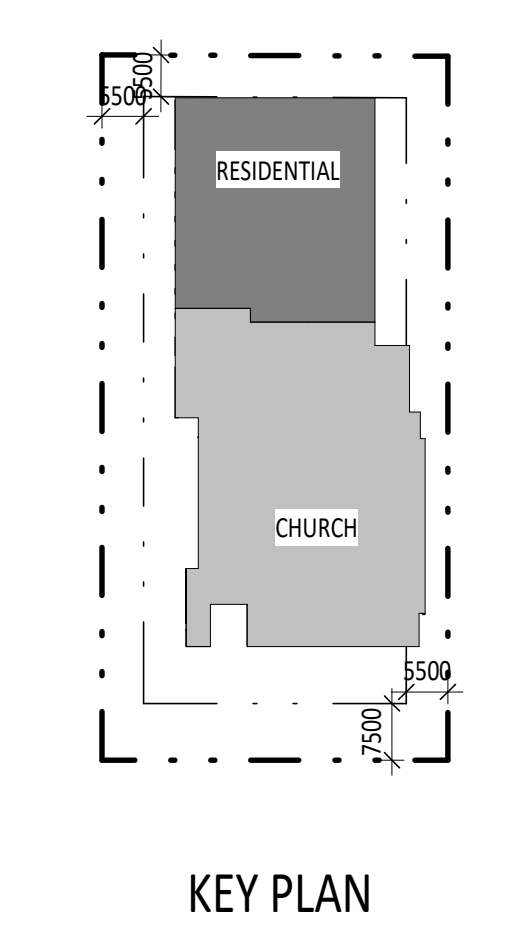
Project No. 1807-000
Scale: As indicated
Plot Date: 2019/07/19

**FLOOR PLANS
(RESIDENTIAL FLOOR 3,
CHURCH FLOOR 2)**

Copyright © 2019 of the Architect.
 This version of the drawing is prepared by the Architect and is not to be used for any other purpose without the written approval of the Architect to be made.
 The Architect is not liable for any loss or distribution of information resulting from subsequent reproduction of the original drawing.

GENERAL NOTES:

1. Drawing as per the latest Contractor will verify all existing conditions and dimensions required to perform the work and will report any discrepancies with the Contract Documents to the Architect before commencing the work.
2. The Architect's Drawings are to be read in conjunction with all other Contract Documents including the Project Manual and the Architectural Specifications and Code of Practice. In case of any conflict between the Contract Documents, the more specific shall prevail over the more general.
3. Installation of specified Mechanical, Electrical or Plumbing devices, fittings and fixtures are indicated on the Architectural Drawings. Locations shown are for the purpose of general location only. Specific locations and details shall be determined by the trades.
4. Dimensions indicated on this drawing are the basis of finished surfaces unless otherwise noted.
5. The trades shall be responsible for submission of shop drawings and materials to be manufactured, for review, methods and techniques of construction.
6. Field dimensions are to be used for construction unless specifically noted for each purpose.



**2 HR FIRE SEPARATION BETWEEN:
RESIDENTIAL AND NON-RESIDENTIAL DEVELOPMENT**

STAIR EXITING SEPARATIONS ARE NOT INDICATED ON THIS DRAWING

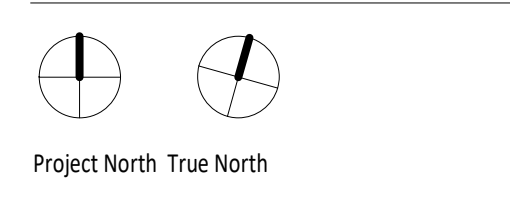
1 RESIDENTIAL - FLOOR 4
1:100

2 CHURCH - FLOOR 3
1:100

No.	Date	Issued
1	2019/07/19	2D/3D/01
2	2019/07/19	2D/3D/02
3	2019/07/19	2D/3D/03
4	2019/07/19	2D/3D/04
5	2019/07/19	2D/3D/05
6	2019/07/19	2D/3D/06
7	2019/07/19	2D/3D/07
8	2019/07/19	2D/3D/08
9	2019/07/19	2D/3D/09
10	2019/07/19	2D/3D/10

KPMB Architects
 251 King St. E. Suite 1200
 Toronto, ON, Canada M5A 0L6
 416.977.5104

Collected
**40-44 BROADWAY
 AVENUE - ST.
 MONICA'S CHURCH**
 40-44 BROADWAY AVENUE
 TORONTO, ON, MAP 1T4



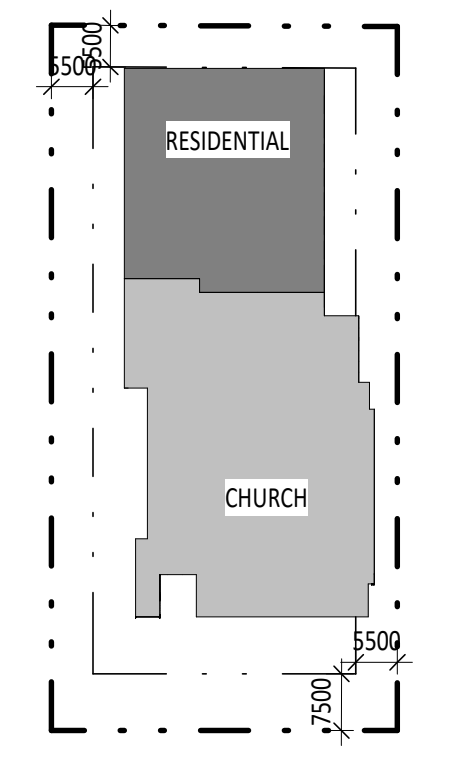
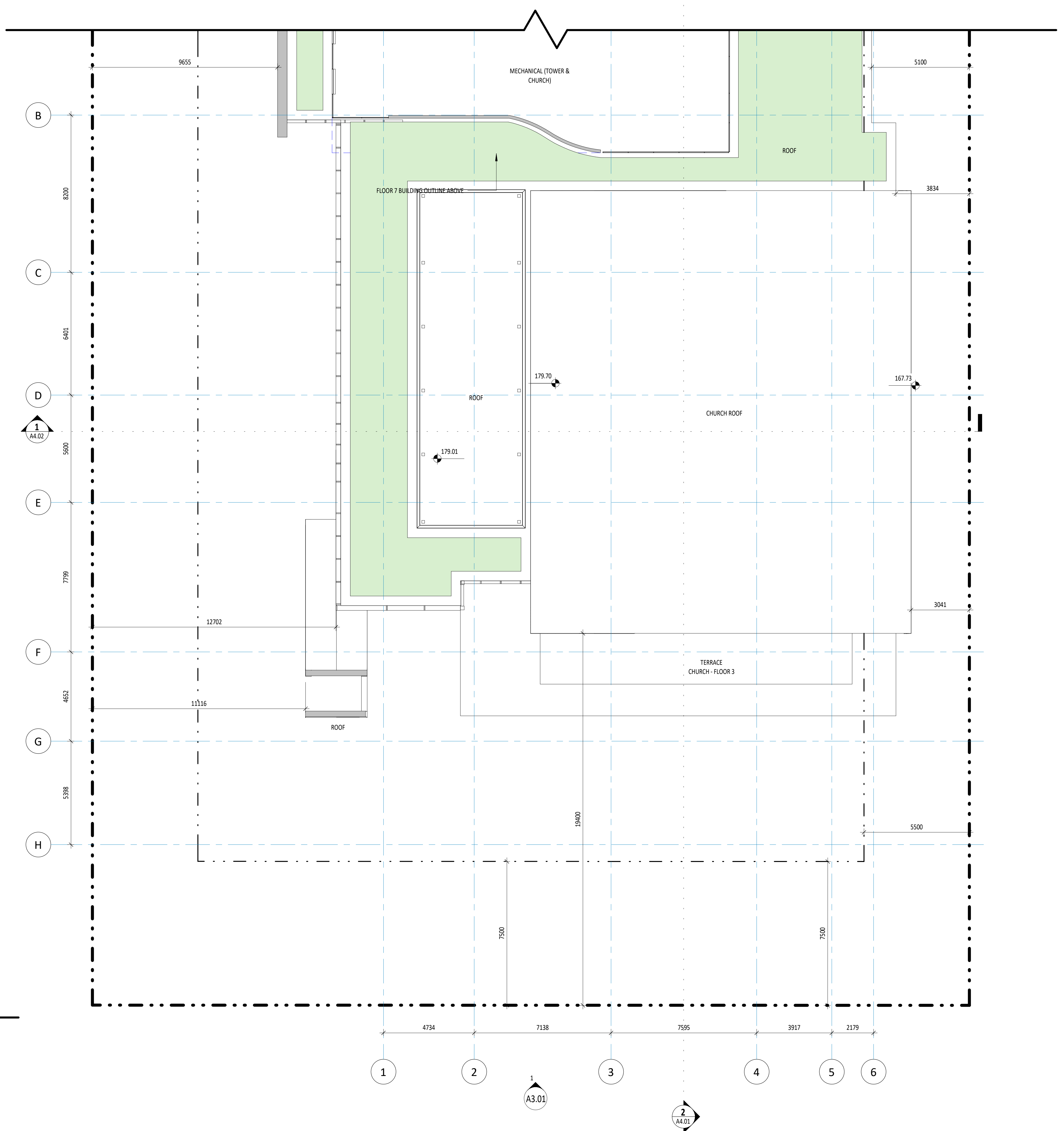
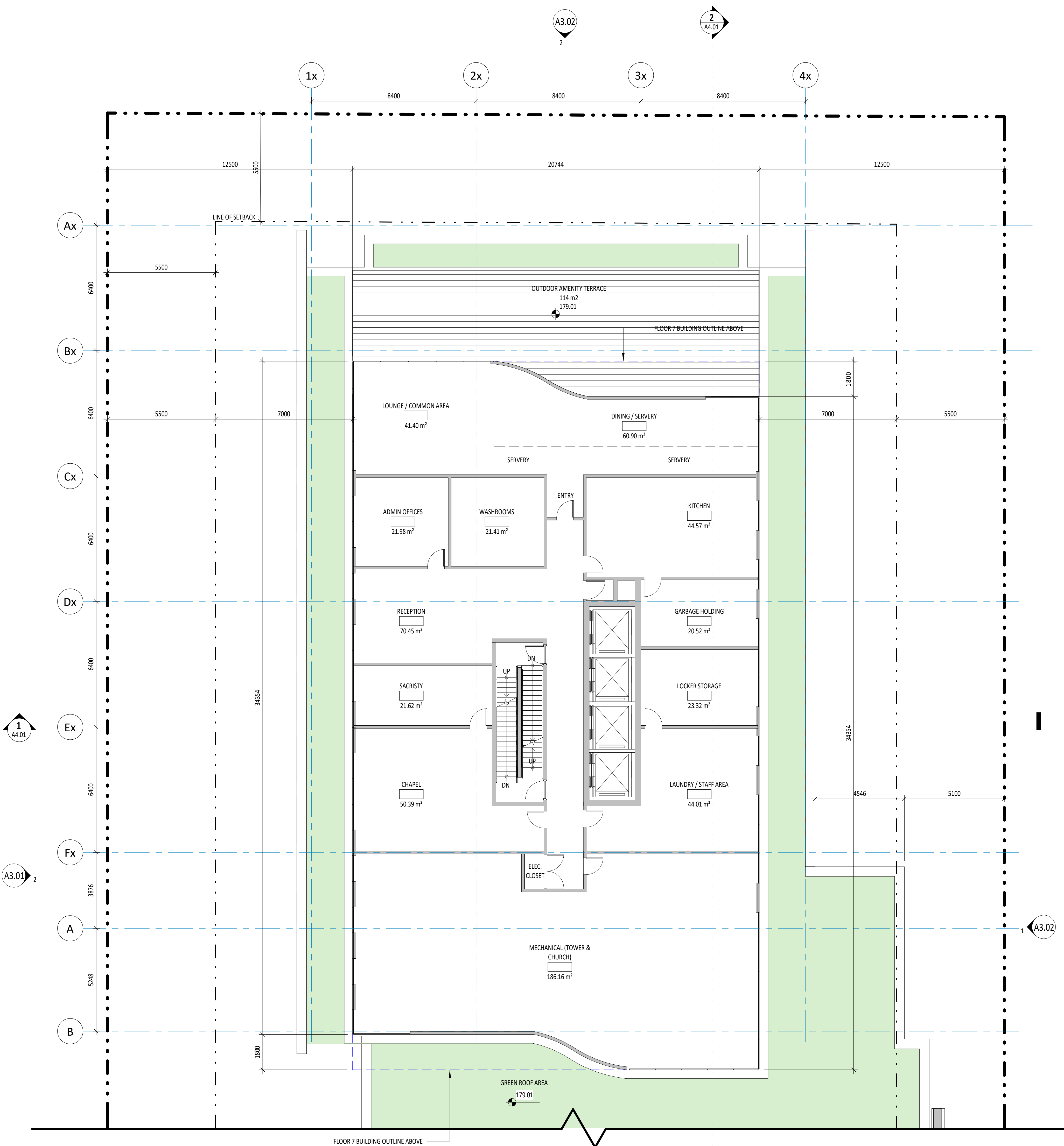
Project No. 1807-900
 Scale: As indicated
 Plot Date: 2019/07/19

**FLOOR PLANS
 (RESIDENTIAL FLOOR 4,
 CHURCH FLOOR 3)**

Copyright is part of the building. Any version of this drawing is prohibited by any means from any media without the written approval of the architect to be used. Information only. The architect is not liable for any loss or distribution of information resulting from subsequent reproduction of the original drawing.

GENERAL NOTES:

1. Drawing as per set to be issued. Contractor will verify all existing conditions and dimensions required to perform the work and will report any discrepancies with the General Contractor to the architect before proceeding with work.
2. The Architect of Design is to be in compliance with all other General Contractor including the Trade Standards and Electrical, Mechanical and Civil or Drains. In case of discrepancy between the General Contractor and the Architect, the General Contractor shall be responsible for the proper interpretation of the drawing.
3. Installation of required Mechanical/Electrical/Plumbing/Structural/Steelwork and other items are indicated in the Architectural Drawing. Location shown in the Mechanical/Electrical/Plumbing/Structural/Steelwork and other items are indicated in the Architectural Drawing. Mechanical/Electrical/Plumbing/Structural/Steelwork and other items are indicated in the Architectural Drawing. Mechanical/Electrical/Plumbing/Structural/Steelwork and other items are indicated in the Architectural Drawing.
4. Dimensions indicated on this drawing are based on finished surface unless otherwise noted.
5. The architect is not responsible for supervision of construction and assumes no responsibility for errors, methods and techniques of construction.
6. Field quantities are to be used for construction unless specifically noted for each purpose.



KEY PLAN

----- 2 HR FIRE SEPARATION BETWEEN:
RESIDENTIAL AND NON-RESIDENTIAL DEVELOPMENT

STAIR EXITING SEPARATIONS ARE NOT INDICATED ON THIS DRAWING

1 RESIDENTIAL - FLOOR 5
1:100

2 CHURCH - ROOF
1:100

NO.	DATE	DESCRIPTION	BY	CHKD BY
1	2019/07/19	PRELIMINARY	AK	AK
2	2019/07/19	REVISED FOR PERMIT	AK	AK
3	2019/07/19	REVISED FOR PERMIT	AK	AK
4	2019/07/19	REVISED FOR PERMIT	AK	AK

KPMB Architects
251 King St. E. Suite 1200
Toronto, ON, Canada M5A 0L6
416.977.5104

Collective
40-44 BROADWAY AVENUE - ST. MONICA'S CHURCH
40-44 BROADWAY AVENUE
TORONTO, ON, M4P 1T4

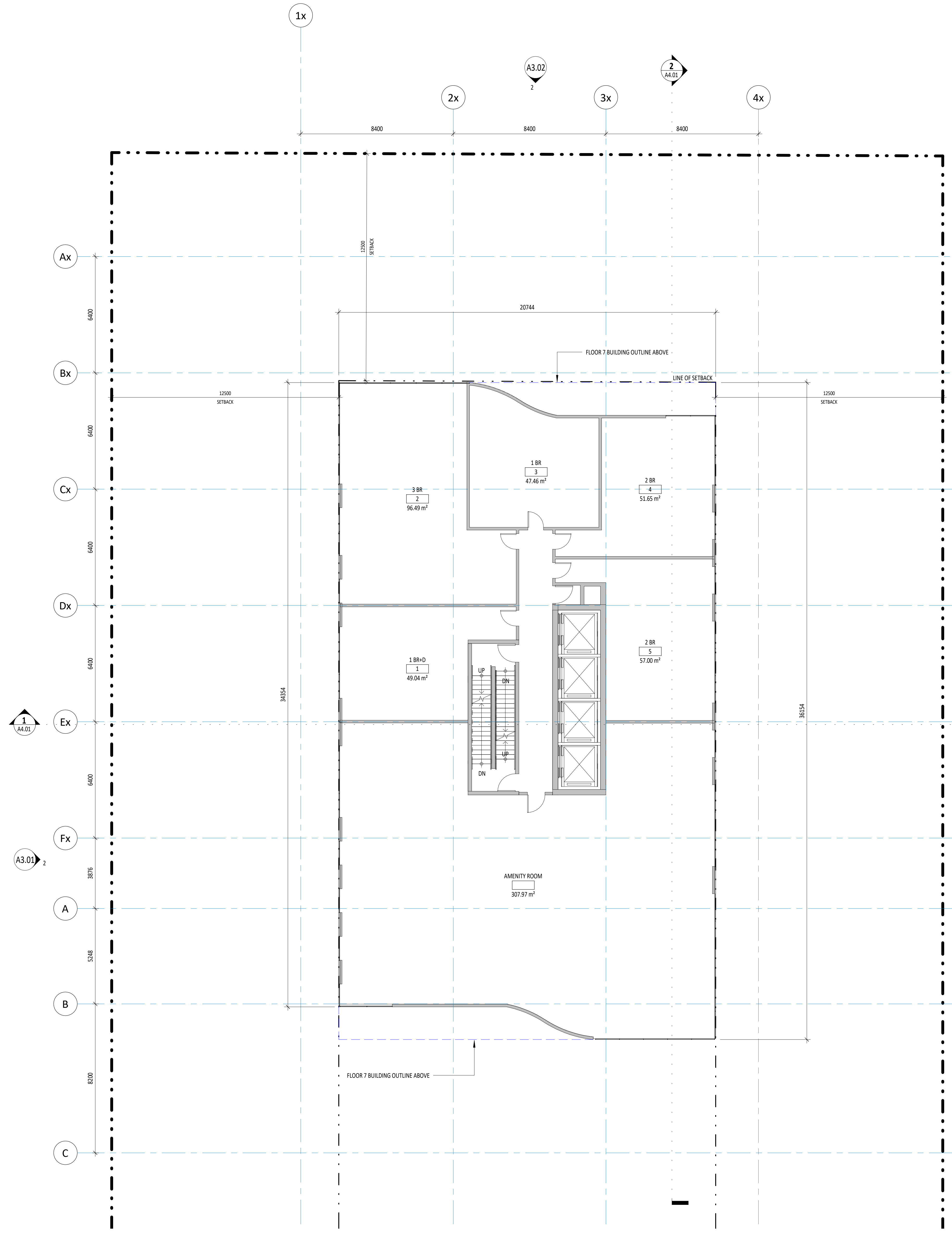
Project No. 1807-900
Scale: As Indicated
Plot Date: 2019/07/19

FLOOR PLANS (RESIDENTIAL FLOOR 5, CHURCH ROOF)

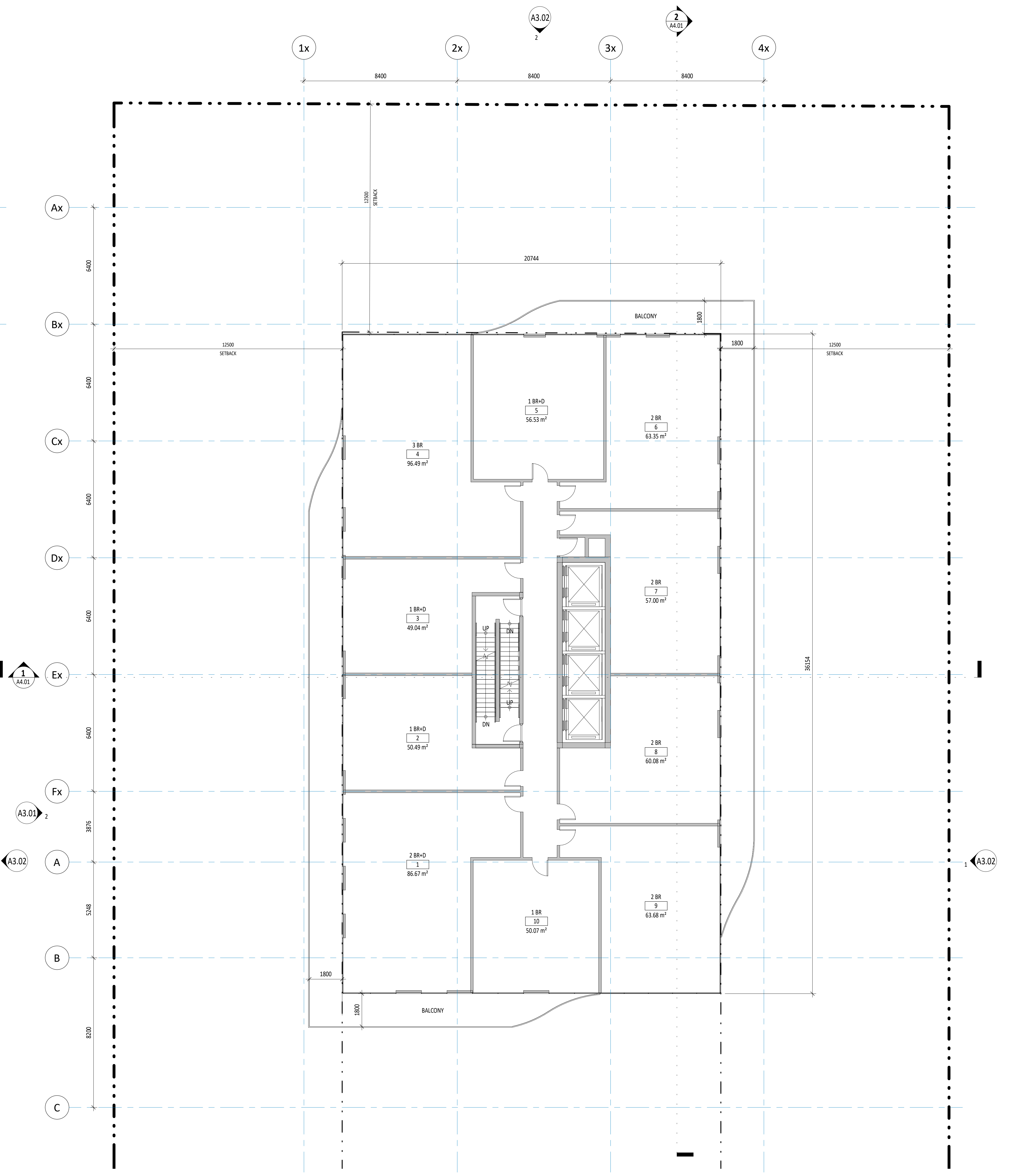
Copyright © of the Architect.
 All rights reserved. No part of this drawing may be reproduced by any means, in any form, without the written approval of the Architect to be made.
 Information only.
 The Architect is not liable for any loss or distribution of information resulting from subsequent reproduction of the original drawing.

GENERAL NOTES:

1. Drawings are to be used by the Licensed Contractor and all other trades and dimensions required to perform the work and all report and drawings shall be prepared in accordance with the applicable building codes.
2. The Architect's Drawings are to be used in conjunction with all other drawings including the Floor Plans and the Structural, Mechanical and Electrical Drawings. In case of discrepancy between the drawings, the drawings shall prevail in the order of their preparation, unless otherwise stated.
3. The Architect is not responsible for the construction of the work, the proper installation of the work, or the proper use of the work.
4. Drawings are to be used by the Licensed Contractor and all other trades and dimensions required to perform the work and all report and drawings shall be prepared in accordance with the applicable building codes.
5. The Architect is not responsible for the construction of the work, the proper installation of the work, or the proper use of the work.
6. The Architect is not responsible for the construction of the work, the proper installation of the work, or the proper use of the work.



1 RESIDENTIAL - FLOOR 6
 1:100

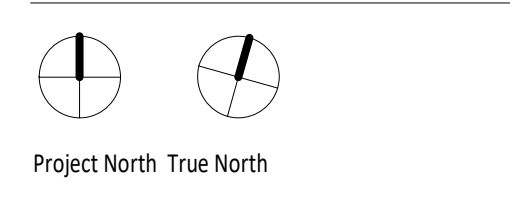


2 RESIDENTIAL - FLOOR 7-43
 1:100

No.	Date	Issued
1	2019/07/19	Final Submission - R2
2	2019/07/19	Final Submission for OAC
3	2019/07/19	Final
4	2019/07/19	Final
5	2019/07/19	Final

KPMB Architects
 251 King St. E., Suite 1200
 Toronto, ON, Canada M5A 0L6
 416.977.5104

Collective
40-44 BROADWAY AVENUE - ST. MONICA'S CHURCH
 40-44 BROADWAY AVENUE
 TORONTO, ON, M4P 1T4



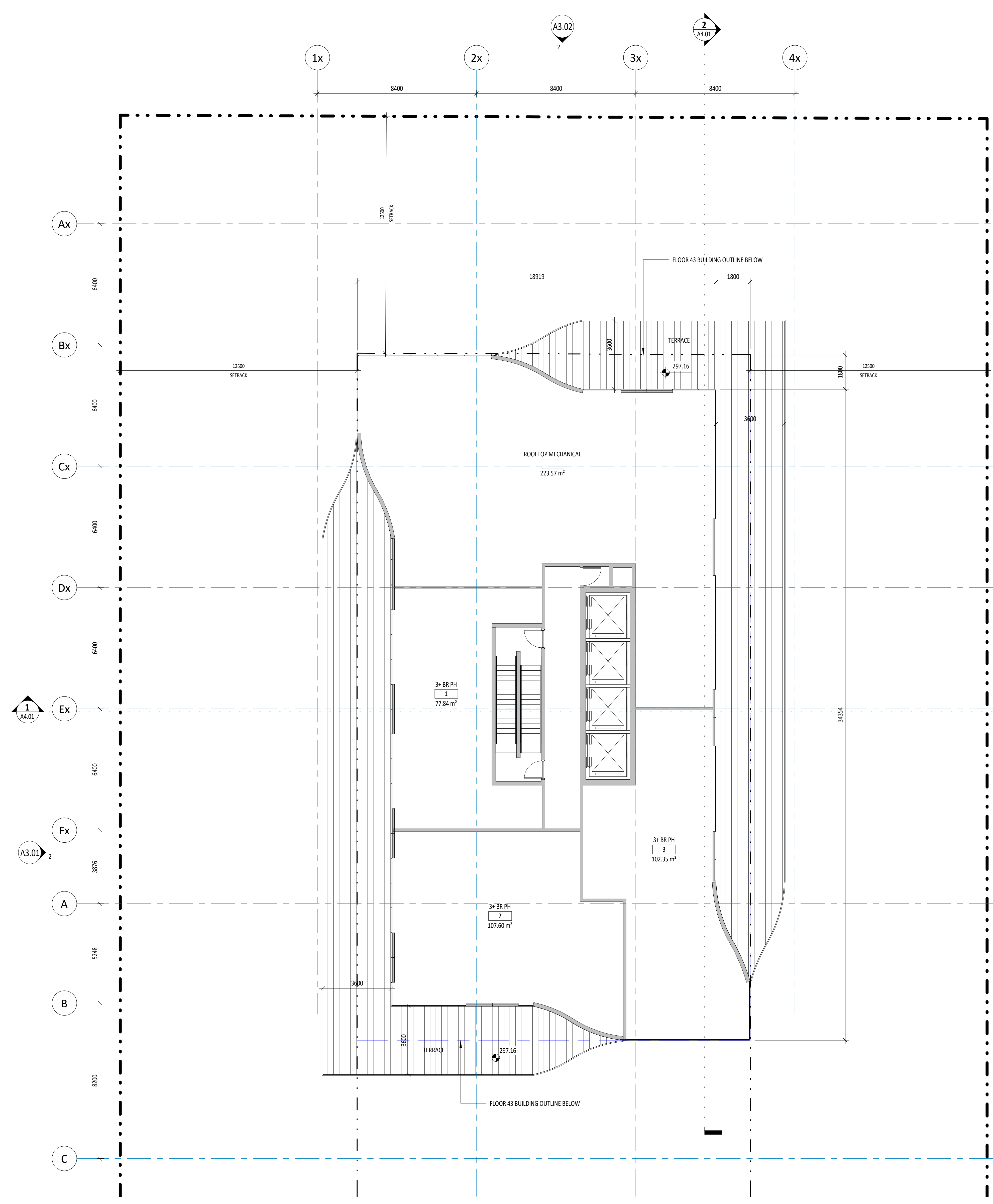
Project No. 1807-900
 Scale 1:100
 Plot Date 2019/07/19

FLOOR PLANS (RESIDENTIAL FLOOR 6, TYPICAL FLOORS 7-43)

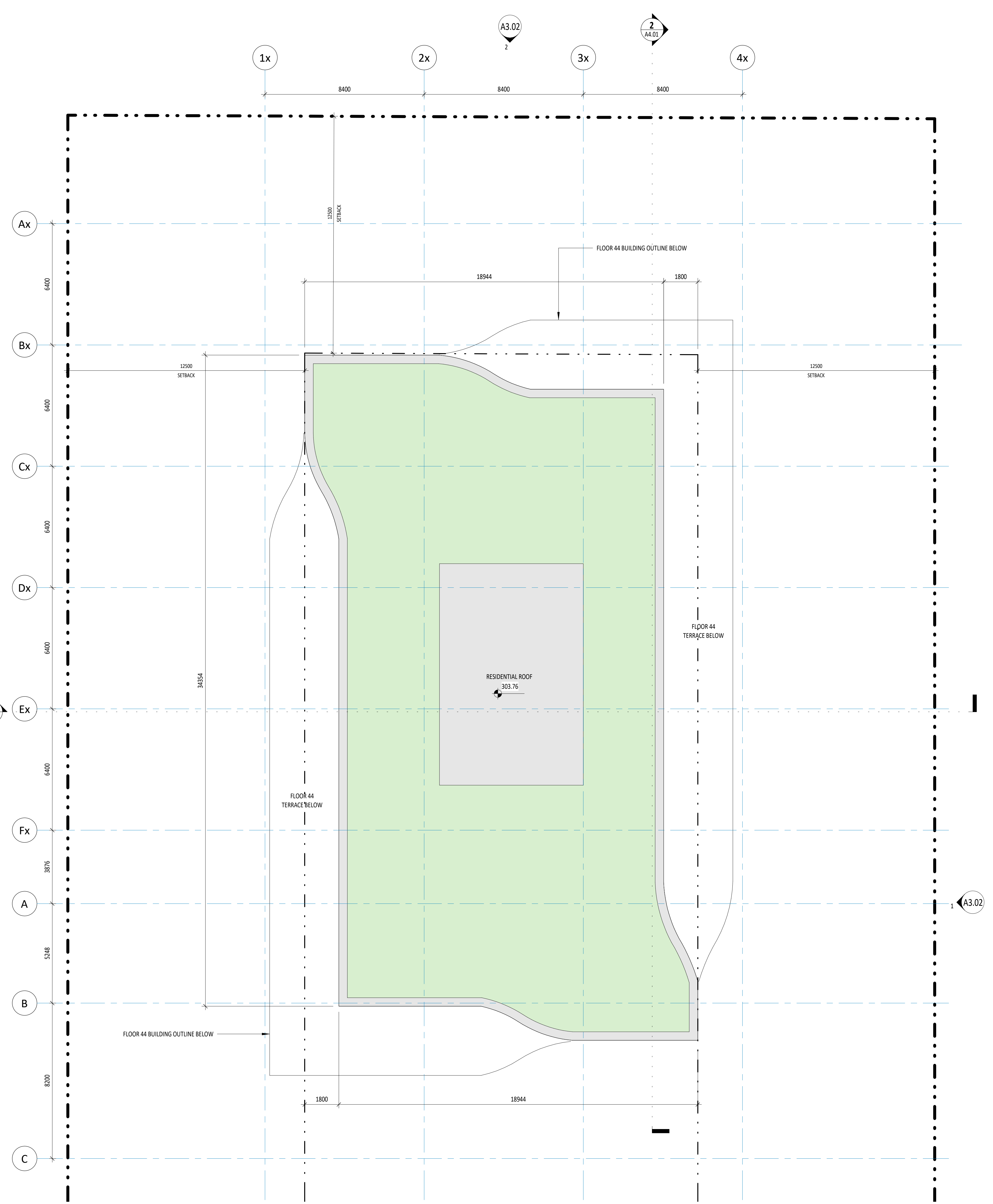
Copyright is the property of the Architect. All rights reserved. No part of this drawing may be reproduced by any means without the written approval of the Architect to be made. The Architect is not liable for any loss or distortion of information resulting from subsequent reproduction of the original drawing.

GENERAL NOTES:

1. Drawings are to be used by the Client and Contractor only. All existing conditions and dimensions reported to the Architect shall be verified and reported to the Architect by the Client and Contractor before construction commences.
2. The Architect's drawings are to be used in conjunction with all other documents including the Project Report and Technical Manual and Check for Change. In case of discrepancy between the documents, the documents shall prevail in the order of their issue, with the latest drawing being the most current.
3. The Architect is not responsible for the design of the building structure, mechanical, electrical, plumbing, fire, or other systems. The design of these systems shall be the responsibility of the respective consultants and shall be coordinated with the Architect.
4. Drawings are to be used for the purpose of construction and are not to be used for any other purpose.
5. The Architect is not responsible for the design of the building structure, mechanical, electrical, plumbing, fire, or other systems. The design of these systems shall be the responsibility of the respective consultants and shall be coordinated with the Architect.
6. These drawings are to be used for construction unless specifically noted for any other purpose.



1 RESIDENTIAL - FLOOR 44, MPH
1:100

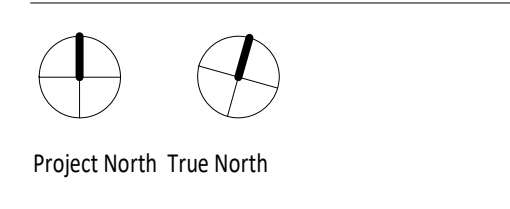


2 RESIDENTIAL - ROOF
1:100

NO.	DESCRIPTION	DATE	BY
1	PRELIMINARY	2019/07/19	MM
2	REVISED	2019/07/19	MM
3	REVISED	2019/07/19	MM
4	REVISED	2019/07/19	MM

KPMB Architects
251 King St. E., Suite 1200
Toronto, ON, Canada M5A 0L6
416.977.5104

Collective
40-44 BROADWAY AVENUE - ST. MONICA'S CHURCH
40-44 BROADWAY AVENUE
TORONTO, ON, M4P 1T4



Project No. 1807-900
Scale: 1:100
Plot Date: 2019/07/19

FLOOR PLANS (RESIDENTIAL FLOOR 44, MPH, ROOF)