

Views of Toronto residents on urban hen ownership and UrbanHensTO pilot program.

FINAL

Conducted by Nanos for the City of Toronto, January 2022

Submission 2022-2029



Key Findings

1

ARE YOU AWARE OF THE URBANHENSTO PILOT PROGRAM?

A majority of Toronto residents were not aware of Toronto's rules related to keeping hens (63%) or of the UrbanHensTO pilot program (75%). Older residents (35 and over) were more likely to be aware (35 to 54 and 55 plus: 31% each) of the rules related to keeping hens than younger residents (18-34: 23%).

2

DO YOU THINK THAT BACKYARD HENS SHOULD BE ALLOWED ACROSS TORONTO?

Over three in five Toronto residents agree (27%) or somewhat agree (35%) that the City of Toronto should allow residents across Toronto to keep hens under similar conditions as those for the pilot program. Residents of Etobicoke/York are more likely to agree with this (35%) than residents from North York (21%) or Scarborough (23%).

3

IF ALLOWED, WOULD YOU CONSIDER GETTING HENS?

One in three Toronto residents say they would consider (11%) or somewhat consider (23%) keeping or continuing to keep hens if current rules were changed to allow Toronto residents to keep hens under similar conditions as those for the pilot. Residents of Etobicoke/York were more likely to consider keeping hens than those from other regions of Toronto.

4

SHOULD THERE BE A FEE TO KEEP HENS?

Almost two thirds of Toronto residents agree (36%) or somewhat agree (27%) that if the City of Toronto allows residents across Toronto to keep hens, hen owners should be required to register their hens with the City of Toronto and pay a registration fee.



Backyard Hens

“

A majority of Toronto residents agree (27%) or somewhat agree (35%) that the City of Toronto should allow residents across Toronto to keep hens under similar conditions as those for the pilot program.

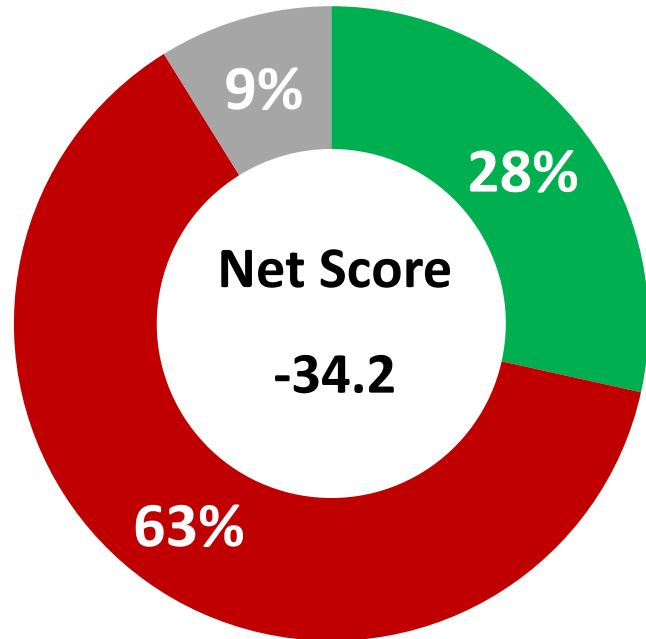
”

Awareness of rules related to keeping hens and pilot program

Q

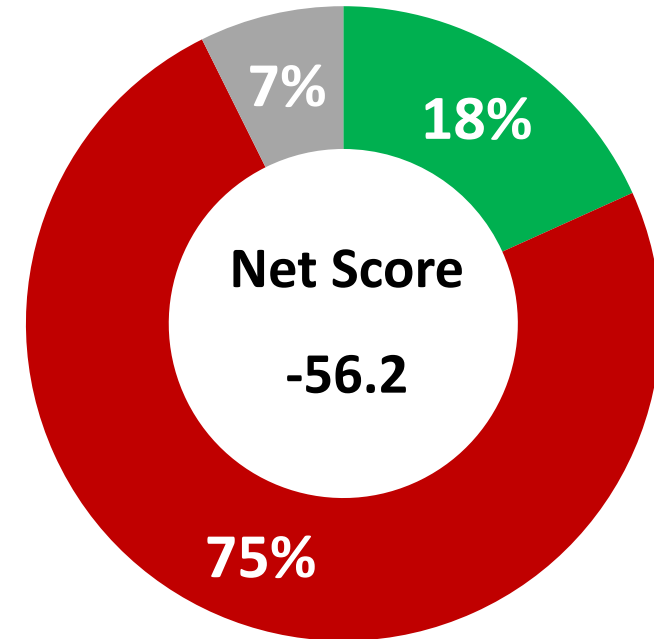
Toronto's current Animals Bylaw does not allow residents to keep hens in the city. However, hens registered under the UrbanHensTO pilot program are allowed. For the purposes of this survey, "hen" means a domesticated female chicken that is at least four months old.

Prior to reading the information above, were you aware or not aware of Toronto's rules related to keeping hens?



■ Aware ■ Not aware ■ Unsure

Prior to reading the information above, were you aware or not aware of the UrbanHensTO pilot program?



■ Aware ■ Not aware ■ Unsure

*Weighted to the true population proportion.

*Charts may not add up to 100 due to rounding.

*The net score is the difference between all positive and negative numbers in a question.

Source: Nanos Research, online representative survey, January 7th to 14th, 2022, n=1006 Toronto residents



Preamble explanation to respondents of the survey

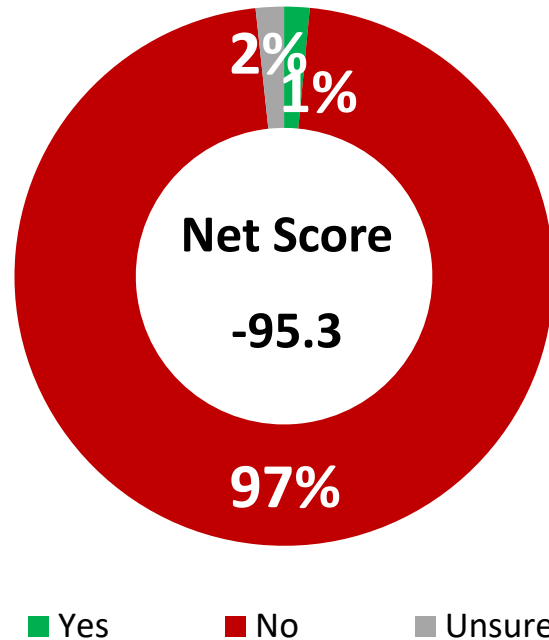


The UrbanHensTO pilot program began on March 2, 2018 and allows registered households to have up to four hens for the purposes of enjoyment and egg production. The pilot program area includes four former City of Toronto wards (Wards 5, 13, 21, and 32). Ward changes occurred in 2018 and, as a result, the program currently applies to some parts of Wards 2, 3, 4, 8, 12, 14, and 19.

General pilot program conditions:

- The program has a limit of four hens per property and roosters are not permitted.
- Hens must be at least four months old when acquired because prior to four months you cannot determine whether the chick is a hen or a rooster.
- Hens are for the purposes of enjoyment and egg production and not intended as livestock to eat. Eggs produced must be for personal consumption only.
- Residents residing in apartment buildings, condominium buildings, and/or properties without sufficient outdoor space to house the hens are not permitted to participate in the program.

Keeping hens in household in Toronto



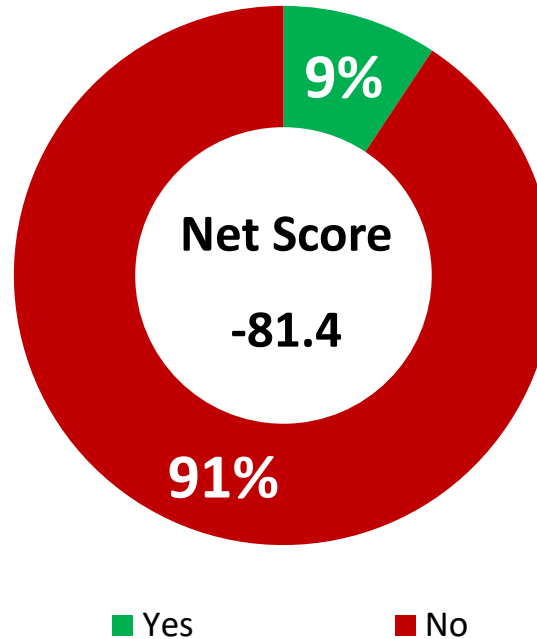
Question - The UrbanHensTO pilot program will expire on March 31, 2022. City of Toronto staff are currently reviewing the program. Have you/your household ever kept hens in Toronto?

*Weighted to the true population proportion.

*Charts may not add up to 100 due to rounding.

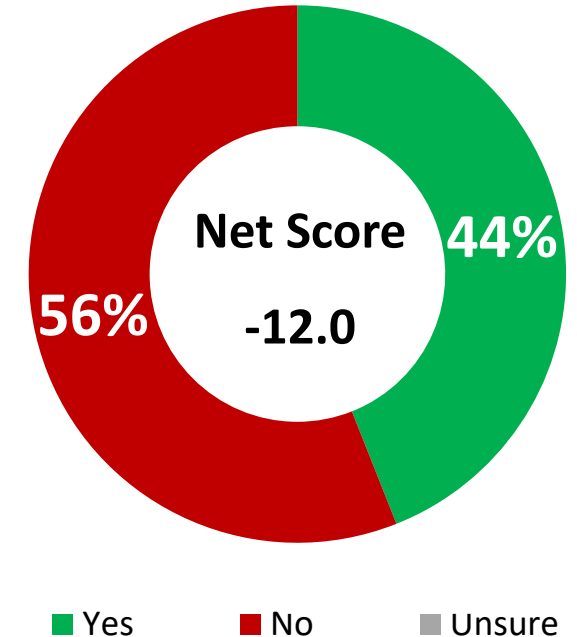
*The net score is the difference between all positive and negative numbers in a question.

Knowing someone who has kept hens in Toronto in the past



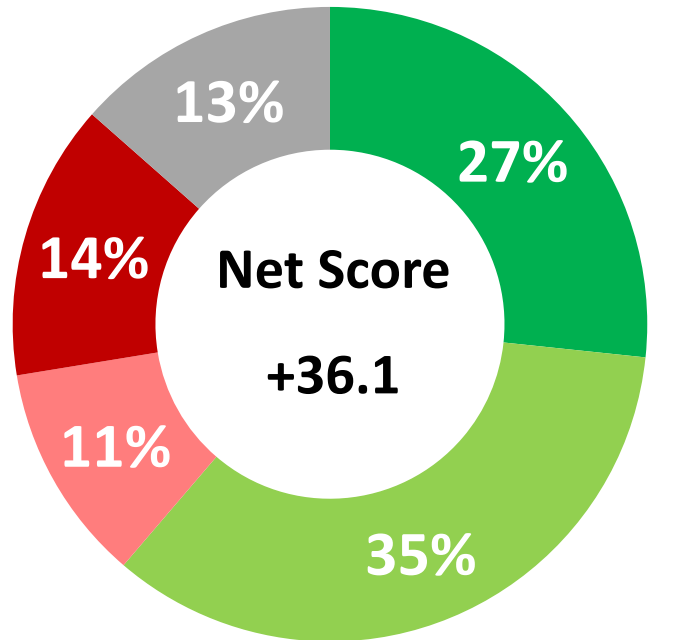
Question - Do you know someone who keeps hens in Toronto or has kept hens in Toronto in the past?

Knowledge of someone participating in UrbanHensTO



Question - [IF KNOWS SOMEONE WHO HAS KEPT HENS IN TORONTO] Did they participate in the UrbanHensTO pilot program?

Agreement that the City of Toronto should allow residents to keep hens in similar conditions as those for the pilot program



- Agree
- Somewhat agree
- Disagree
- Somewhat disagree
- Unsure

*Weighted to the true population proportion.
 *Charts may not add up to 100 due to rounding.
 *The net score is the difference between all positive and negative numbers in a question.

Q Do you agree, somewhat agree, somewhat disagree or disagree that the City of Toronto should allow residents across Toronto to keep hens under similar conditions as those for the pilot program?

Agree/ somewhat agree		Scarborough (n=242)	Etobicoke/ York (n=188)	North York (n=250)	Toronto/East York (n=324)
		59.5%	67.5%	56.4%	62.0%
Men (n=467)	Women (n=535)	57.8%	64.2%	68.1%	67.8%
18 to 34 (n=312)	35 to 54 (n=352)	52.3%			
55 plus (n=340)					
Canadian Citizen (n=859)	Permanent Resident (n=76)	62.0%	64.0%	65.7%	63.6%
Under \$20,000 (n=68)	\$20,000 to just under \$40,000 (n=107)				57.1%
\$40,000 to just under \$60,000 (n=136)					
\$60,000 to just under \$80,000 (n=132)	\$80,000 to just under \$100,000 (n=158)	62.1%	64.6%	67.3%	61.7%
\$100,000 to just under \$120,000 (n=92)	\$120,000 to just under \$150,000 (n=101)				
\$150,000 and above (n=115)					63.5%
Homeowners (n=590)	Renters (n=378)	57.8%	66.0%		

Reasons the City of Toronto should/should not allow residents to keep hens - Top mentions

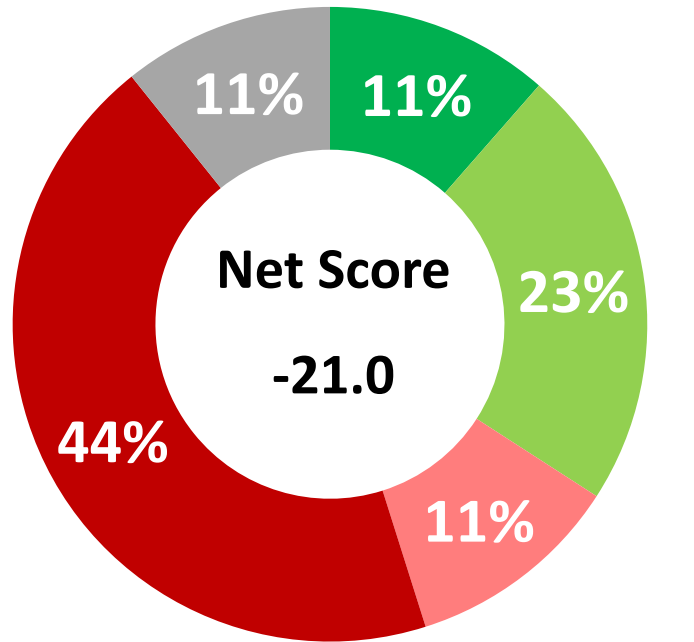
Q Why do you have that opinion? (Select all that apply)[OPEN]

	Total (n=1001)	Agree (n=272)	Somewhat agree (n=349)	Somewhat disagree (n=110)	Disagree (n=135)	Unsure (n=135)
TOP RESPONSES Allows residents to access fresh local eggs	46.8%	77.0%	61.1%	17.8%	1.6%	21.2%
Potential for noise, odours, and/or to attract unwanted animals	40.8%	16.3%	34.4%	69.0%	82.4%	38.7%
To support food security and/or food sovereignty	37.8%	63.0%	48.5%	12.5%	6.0%	14.1%
Opportunity for a fun hobby and/or to teach residents about food production	34.5%	63.0%	42.6%	6.3%	3.1%	12.8%
Concerns about animal welfare or access to veterinary care	27.7%	17.8%	24.7%	35.8%	43.6%	32.0%
Keeping hens has minimal impacts such as noise and odour	26.8%	43.9%	28.7%	19.3%	12.4%	8.8%
Residents in high-rise or multi-unit buildings, and/or properties without sufficient outdoor space for hens would not have access to the program	25.3%	32.5%	25.5%	25.1%	21.1%	14.8%

Source: Nanos Research, online representative survey, January 7th to 14th, 2022, n=1001 Toronto residents



Considering keeping hens if residents were allowed



- Consider
- Somewhat consider
- Somewhat not consider
- Not consider
- Unsure

*Weighted to the true population proportion.
 *Charts may not add up to 100 due to rounding.
 *The net score is the difference between all positive and negative numbers in a question.

Q If current rules were changed to allow Toronto residents to keep hens under similar conditions as those for the pilot program, would you consider, somewhat consider, somewhat not consider or not consider keeping or continuing to keep hens?

	Scarborough (n=243)	Etobicoke/ York (n=189)	North York (n=250)	Toronto/East York (n=326)	
	58.5%	49.8%	54.6%	56.7%	
Men (n=470)		Women (n=536)	18 to 34 (n=313)	35 to 54 (n=354)	55 plus (n=341)
	54.7%	55.5%	33.3%	50.8%	73.9%
Canadian Citizen (n=862)	Permanent Resident (n=76)	Under \$20,000 (n=68)	\$20,000 to just under \$40,000 (n=108)	\$40,000 to just under \$60,000 (n=137)	
	56.4%	40.8%	54.4%	57.6%	54.7%
\$60,000 to just under \$80,000 (n=132)	\$80,000 to just under \$100,000 (n=157)	\$100,000 to just under \$120,000 (n=92)	\$120,000 to just under \$150,000 (n=101)	\$150,000 and above (n=117)	
	50.8%	53.5%	55.9%	69.6%	53.7%
Homeowners (n=592)	Renters (n=379)				
	59.8%	49.5%			

Not consider/somewhat not consider

Reasons residents would consider/ not consider keeping hens if rules changed - Top mentions

Q Why do you have that opinion? (Select all that apply)[OPEN]

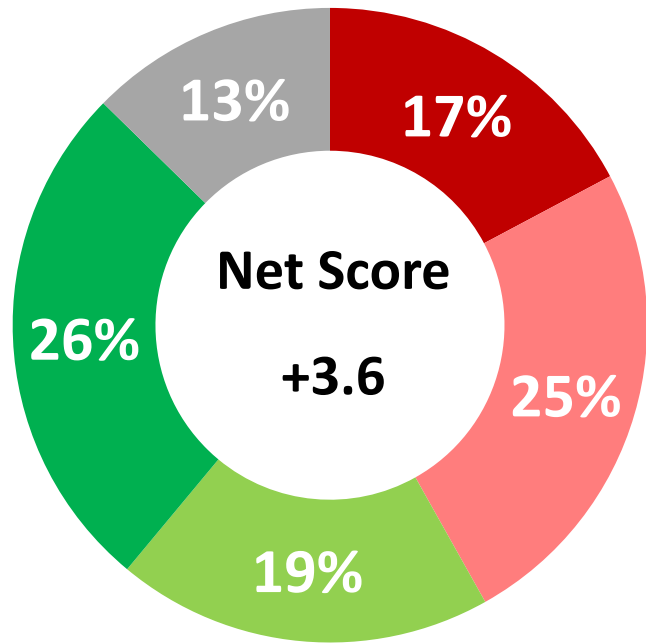
	Total (n=1007)	Consider (n=121)	Somewhat consider (n=240)	Somewhat not consider (n=111)	Not consider (n=426)	Unsure (n=109)
TOP RESPONSES No interest	41.7%	7.6%	11.7%	45.6%	62.2%	52.9%
Too much work/I don't think I have the time or knowledge to care for hens properly	30.8%	11.0%	23.1%	38.9%	39.2%	24.9%
Potential for noise, odours and/or attract unwanted animals	27.0%	4.9%	16.5%	31.3%	40.7%	11.8%
I live in a high-rise or multi-unit building, and/or a property without sufficient outdoor space for hens	23.1%	13.6%	21.8%	17.5%	28.9%	17.6%
Access to fresh local eggs	22.0%	64.1%	47.6%	16.6%	0.5%	16.7%
To support food security and/or food sovereignty	15.1%	55.9%	30.4%	8.8%	0.9%	3.9%
Fun hobby and/or to teach my household/others about food production	13.8%	45.0%	32.1%	8.0%	0.2%	4.1%

Source: Nanos Research, online representative survey, January 7th to 14th, 2022, n=1007 Toronto residents



Concern if neighbour considered getting hens

Q If current rules were changed to allow Toronto residents to keep hens under similar conditions as those for the pilot program, would you be concerned, somewhat concerned, somewhat not concerned or not concerned if your neighbour told you they were considering getting hens?



- Concerned
- Somewhat concerned
- Somewhat not concerned
- Not concerned
- Unsure

*Weighted to the true population proportion.
 *Charts may not add up to 100 due to rounding.
 *The net score is the difference between all positive and negative numbers in a question.

Not concerned/ somewhat not concerned

Scarborough (n=243)	Etobicoke/ York (n=189)	North York (n=250)	Toronto/East York (n=326)	
44.9%	47.7%	41.2%	47.6%	
Men (n=470)	Women (n=536)	18 to 34 (n=313)	35 to 54 (n=354)	55 plus (n=341)
46.3%	44.5%	52.1%	49.6%	38.1%
Canadian Citizen (n=862)	Permanent Resident (n=76)	Under \$20,000 (n=68)	\$20,000 to just under \$40,000 (n=107)	\$40,000 to just under \$60,000 (n=137)
45.3%	52.5%	48.9%	42.4%	44.0%
\$60,000 to just under \$80,000 (n=132)	\$80,000 to just under \$100,000 (n=158)	\$100,000 to just under \$120,000 (n=92)	\$120,000 to just under \$150,000 (n=101)	\$150,000 and above (n=117)
47.4%	46.2%	42.2%	44.8%	50.6%
Homeowners (n=593)	Renters (n=378)			
41.7%	50.7%			

Reason(s) for concern if neighbour considered getting hens



Why do you have that opinion? [OPEN]

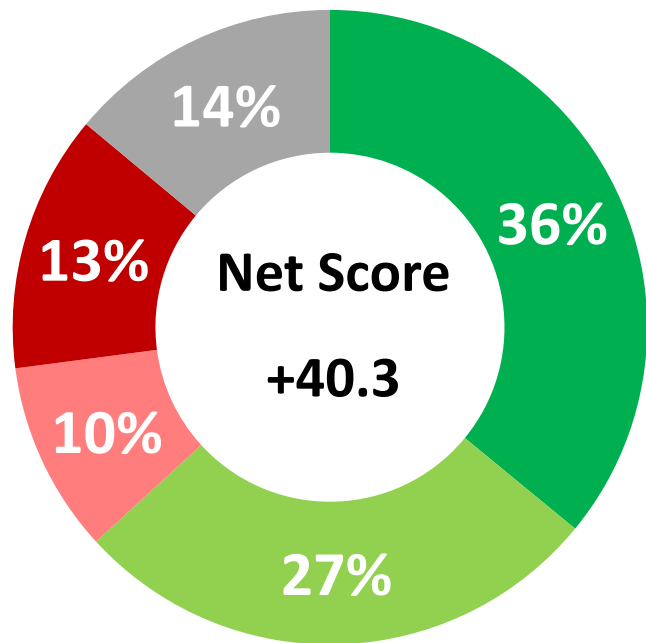
“When asked the reason for their level of concern if their neighbours considered getting hens, residents who were concerned most often said it was because of noise, smell or mess (37%), while those who were not concerned most often said they are not concerned as long as they are not a nuisance, and the rules are followed (62%).”

TOP RESPONSES

	Total (n=845)	Concerned (n=150)	Somewhat concerned (n=217)	Somewhat not concerned (n=163)	Not concerned (n=234)	Unsure (n=81)
Not concerned/ as long as not a nuisance/ rules are followed	30.0%	1.9%	7.1%	52.1%	61.6%	11.3%
Noise/smell/mess	19.8%	37.2%	35.4%	10.9%	5.6%	2.9%
Attracting predators/other animals	11.2%	25.1%	20.5%	5.6%	0.3%	1.8%
Concerned about mistreating animals/not well kept/health of animals	9.8%	14.0%	17.3%	10.0%	1.3%	6.1%
Lives in apartment/condo	6.4%	8.2%	4.5%	4.3%	9.0%	3.9%
Should be on a farm/more space	5.9%	18.7%	4.6%	2.5%	1.9%	2.6%
Unsure	5.5%	-	1.9%	2.2%	1.5%	44.4%

Agreement that hen owners should be required to register their hens with the City of Toronto and pay a registration fee

Q Do you agree, somewhat agree, somewhat disagree or disagree that if the City of Toronto allows residents across Toronto to keep hens, hen owners should be required to register their hens with the City of Toronto and pay a registration fee?



■ Agree
■ Somewhat agree
■ Somewhat disagree
■ Disagree
■ Unsure

Agree/ somewhat agree

	Scarborough (n=243)	Etobicoke/ York (n=188)	North York (n=249)	Toronto/East York (n=326)	
	58.3%	61.6%	64.8%	66.7%	
Men (n=470)		Women (n=534)	18 to 34 (n=312)	35 to 54 (n=352)	55 plus (n=342)
	61.0%	65.3%	60.0%	63.8%	65.2%

*Weighted to the true population proportion.
 *Charts may not add up to 100 due to rounding.
 *The net score is the difference between all positive and negative numbers in a question.

Source: Nanos Research, online representative survey, January 7th to 14th, 2022, n=1006 Toronto residents



Reason for agreement that hen owners should be required to register their hens with the City of Toronto and pay a registration fee

Q Why do you have that opinion? [OPEN]

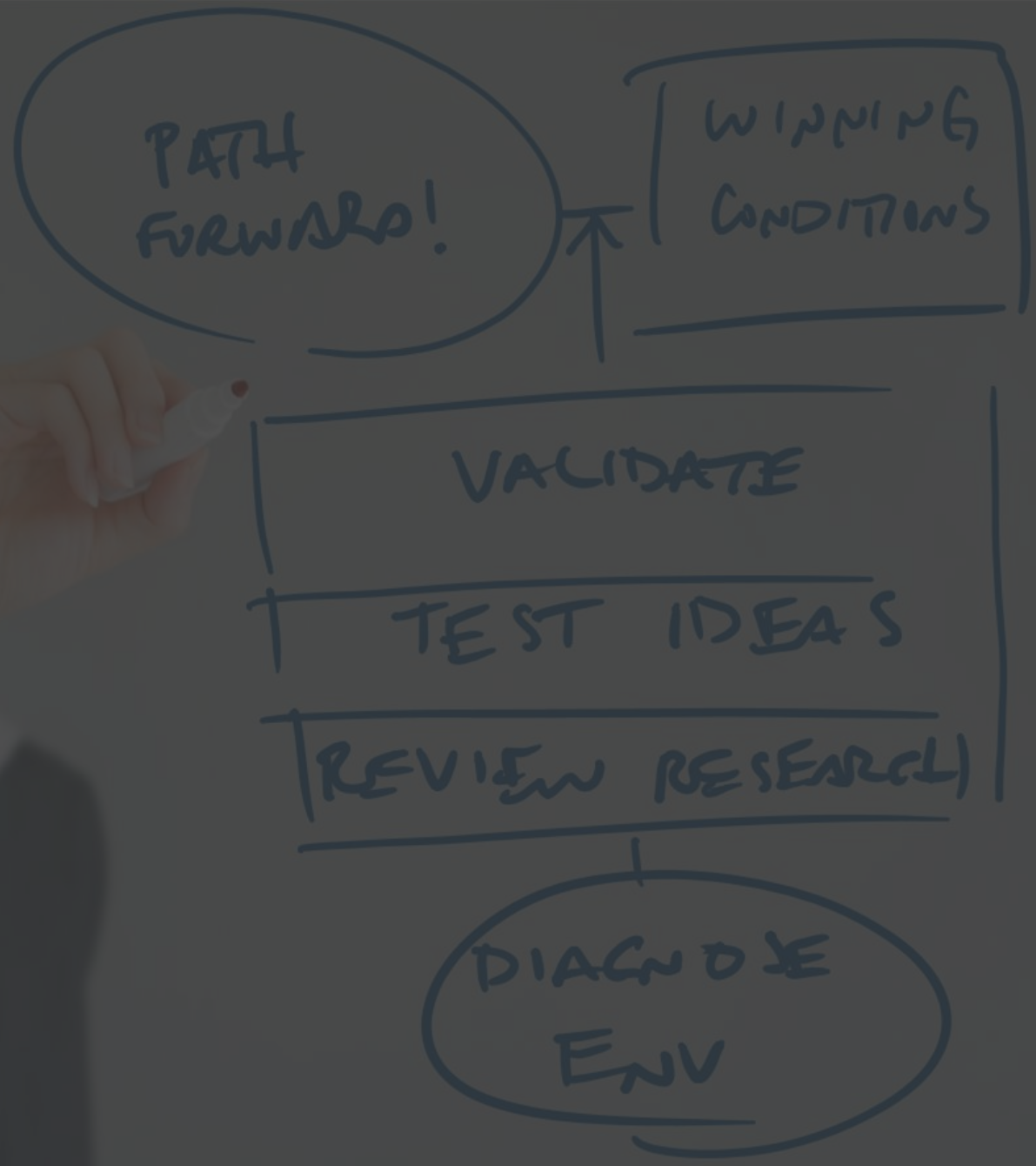
“ When asked the reason for their agreement or disagreement that hen owners should be required to register their hens with the City of Toronto and pay a registration fee, residents who agreed most often said to keep track or prevent abuse (44%), while those who disagreed said they are opposed to the fee as they believe it is a cash grab or unnecessary (59%). ”

	Total (n=829)	Agree (n=320)	Somewhat agree (n=233)	Somewhat disagree (n=75)	Disagree (n=111)	Unsure (n=90)
T O P R E S P O N S E S To keep track/prevent abuse	29.3%	44.3%	38.8%	6.8%	3.8%	2.0%
Ensure responsibility/have regulation	21.2%	29.8%	27.3%	11.1%	4.9%	3.1%
Opposed to fee/cash grab/Unnecessary	18.4%	2.3%	4.0%	61.2%	59.3%	25.9%
Seems fair/like other pets	10.4%	15.2%	11.6%	3.6%	5.1%	2.4%
Opposed to owning hens/no intention of keeping hens	5.9%	2.7%	2.3%	6.1%	18.2%	11.2%
To help offset the costs of the City in running the program/could help fund city animal services	4.0%	4.9%	5.4%	4.4%	1.5%	-
Unsure	6.2%	0.7%	1.6%	6.4%	0.7%	43.3%

Source: Nanos Research, online representative survey, January 7th to 14th, 2022, n=829 Toronto residents



METHODOLOGY



On behalf of the City of Toronto, Nanos conducted an online representative survey 1,009 residents of Toronto, 18 years of age and older, drawn from a panel between January 7th and 14th, 2022.

The results were statistically checked and weighted by age and gender using the latest Census information and the sample is geographically stratified to be representative of the residents of Toronto.

The research was commissioned by the City of Toronto.

Note: Charts may not add up to 100 due to rounding.

Element	Description	Element	Description
Research sponsor	City of Toronto	Weighting of Data	The results were weighted by age and gender using the latest Census information (2016) and the sample is geographically stratified to ensure a distribution across all regions of Toronto. See tables for full weighting disclosure.
Population and Final Sample Size	1,009 residents of Toronto	Screening	Screening ensured potential respondents did not work in the market research industry, in the advertising industry or in the media prior to administering the survey to ensure the integrity of the data.
Source of Sample	Prodege	Excluded Demographics	Individuals younger than 18 years old; individuals without internet access could not participate.
Type of Sample	Representative non-probability	Stratification	By age and gender using the latest Census information (2016) and the sample is geographically stratified to be representative of Toronto.
Margin of Error	No margin of error applies to this research.	Estimated Response Rate	Not applicable.
Mode of Survey	Online survey	Question Order	Question order in the preceding report reflects the order in which they appeared in the original questionnaire.
Sampling Method Base	Non-probability.	Question Content	This is the second report of two reports.
Demographics (Captured)	Toronto; Men and Women; 18 years or older. Six digit postal code was used to validate geography.	Question Wording	The questions in the preceding report are written exactly as they were asked to individuals.
Demographics (Other)	Age, gender, education, income	Research/Data Collection Supplier	Nanos Research
Field Dates	January 7 th to 14 th , 2022	Contact	Contact Nanos Research for more information or with any concerns or questions. http://www.nanos.co Telephone:(613) 234-4666 ext. 237 Email: info@nanosresearch.com.
Language of Survey	The survey was conducted in both English and French.		
Standards	Nanos Research is a member of the Canadian Research Insights Council (CRIC) and confirms that this research fully complies with all CRIC Standards including the CRIC Public Opinion Research Standards and Disclosure Requirements. https://canadianresearchinsightscouncil.ca/standards/		



As one of North America’s premier market and public opinion research firms, we put strategic intelligence into the hands of decision makers. The majority of our work is for private sector and public facing organizations and ranges from market studies, managing reputation through to leveraging data intelligence. Nanos Research offers a vertically integrated full service quantitative and qualitative research practice to attain the highest standards and the greatest control over the research process. www.nanos.co

nanos dimap analytika



This international joint venture between [dimap](#) and [Nanos](#) brings together top research and data experts from North American and Europe to deliver exceptional data intelligence to clients. The team offers data intelligence services ranging from demographic and sentiment microtargeting; consumer sentiment identification and decision conversion; and, data analytics and profiling for consumer persuasion. www.nanosdimap.com

NANOS RUTHERFORD MCKAY & Co.

NRM is an affiliate of Nanos Research and Rutherford McKay Associates. Our service offerings are based on decades of professional experience and extensive research and include public acceptance and engagement, communications audits, and narrative development. www.nrmpublicaffairs.com

ABOUT NANOS



TABULATIONS



2022-2029 – City of Toronto – Animals Survey – STAT SHEET

Our next few questions are about backyard hens. Toronto's current Animals Bylaw does not allow residents to keep hens in the city. However, hens registered under the UrbanHensTO pilot program are allowed. For the purposes of this survey, "hen" means a domesticated female chicken that is at least four months old.

			Region					Gender			Age			Pet owner			
			Toronto 2022-01	Scarborough	Etobicoke/York	North York	Toronto/East York	Male	Female	Other	18 to 34	35 to 54	55 plus	Currently own a pet	Do not currently own a pet, but have owned a pet in the last 5 years	Do not currently own a pet, but have owned a pet more than 5 years ago	Have never owned a pet
Question 26 - Prior to reading the information above, were you aware or not aware of Toronto's rules related to keeping hens?	Total	Unwgt N	1006	242	189	250	325	469	535	2	312	352	342	407	101	219	278
		Wgt N	999	230	216	237	317	472	525	2	317	252	430	402	104	227	266
	Aware	%	28.5	27.4	27.2	28.2	30.3	29.7	27.5		22.5	31.4	31.2	34.3	28.1	26.8	21.4
	Not aware	%	62.7	63.0	63.9	63.5	61.0	63.2	62.0		69.1	61.9	58.4	55.6	68.2	63.6	70.6
	Unsure	%	8.8	9.6	8.9	8.2	8.8	7.1	10.5		8.4	6.7	10.4	10.1	3.7	9.5	8.1

Nanos conducted an online representative survey of 1,009 Toronto Residents, 18 years of age or older, between January 7th and 14th, 2022. *Some results have been shaded due to small sample size.



2022-2029 – City of Toronto – Animals Survey – STAT SHEET

			Region					Gender			Age			Pet owner			
			Toronto 2022-01	Scarborough	Etobicoke/York	North York	Toronto/East York	Male	Female	Other	18 to 34	35 to 54	55 plus	Currently own a pet	Do not currently own a pet, but have owned a pet in the last 5 years	Do not currently own a pet, but have owned a pet more than 5 years ago	Have never owned a pet
Question 27 - Prior to reading the information above, were you aware or not aware of the UrbanHensTO pilot program?	Total	Unwgt N	1006	243	188	249	326	468	536	2	312	353	341	407	101	220	277
		Wgt N	998	231	214	236	317	471	526	2	316	253	429	401	104	228	265
	Aware	%	18.2	15.9	17.4	16.1	22.1	20.5	16.3		14.0	20.9	19.8	23.3	18.5	15.3	13.1
	Not aware	%	74.4	77.1	76.1	75.1	70.8	71.5	76.9		77.8	73.8	72.2	69.0	76.2	77.0	79.9
	Unsure	%	7.3	7.0	6.5	8.8	7.1	8.0	6.8		8.1	5.3	8.0	7.7	5.3	7.7	7.0

Nanos conducted an online representative survey of 1,009 Toronto Residents, 18 years of age or older, between January 7th and 14th, 2022. *Some results have been shaded due to small sample size.



2022-2029 – City of Toronto – Animals Survey – STAT SHEET

The UrbanHensTO pilot program began on March 2, 2018 and allows registered households to have up to four hens for the purposes of enjoyment and egg production. The pilot program area includes four former City of Toronto wards (Wards 5, 13, 21, and 32). Ward changes occurred in 2018 and, as a result, the program currently applies to some parts of Wards 2, 3, 4, 8, 12, 14, and 19.

General pilot program conditions:

- The program has a limit of four hens per property and roosters are not permitted.
- Hens must be at least four months old when acquired because prior to four months you cannot determine whether the chick is a hen or a rooster.
- Hens are for the purposes of enjoyment and egg production and not intended as livestock to eat. Eggs produced must be for personal consumption only.
- Residents residing in apartment buildings, condominium buildings, and/or properties without sufficient outdoor space to house the hens are not permitted to participate in the program.

The UrbanHensTO pilot program will expire on March 31, 2022. City of Toronto staff are currently reviewing the program.

			Region					Gender			Age			Pet owner			
			Toronto 2022-01	Scarborough	Etobicoke/York	North York	Toronto/East York	Male	Female	Other	18 to 34	35 to 54	55 plus	Currently own a pet	Do not currently own a pet, but have owned a pet in the last 5 years	Do not currently own a pet, but have owned a pet more than 5 years ago	Have never owned a pet
Question 28	Total	Unwgt N	1008	242	189	250	327	470	536	2	313	354	341	407	101	221	278
- Have you/your household ever kept hens in Toronto?		Wgt N	1001	230	216	237	318	473	526	2	318	254	429	402	104	229	266
	Yes	%	1.5	2.1	0.4	2.0	1.4	2.0	1.1		3.3	1.9	0.0	3.0	0.7	0.3	0.6
	No	%	96.8	94.3	99.0	96.9	96.9	95.4	98.0		93.2	96.8	99.4	96.0	98.4	98.3	96.4
	Unsure	%	1.7	3.5	0.5	1.0	1.6	2.6	0.9		3.6	1.2	0.6	1.0	0.9	1.4	3.0

Nanos conducted an online representative survey of 1,009 Toronto Residents, 18 years of age or older, between January 7th and 14th, 2022. *Some results have been shaded due to small sample size.



2022-2029 – City of Toronto – Animals Survey – STAT SHEET

		Region					Gender			Age			Pet owner				
		Toronto 2022-01	Scarborough	Etobicoke/York	North York	Toronto/East York	Male	Female	Other	18 to 34	35 to 54	55 plus	Currently own a pet	Do not currently own a pet, but have owned a pet in the last 5 years	Do not currently own a pet, but have owned a pet more than 5 years ago	Have never owned a pet	
Question 29 - [IF EVER KEPT HENS IN TORONTO] Did you/your household participate or not participate in the UrbanHensTO pilot program?	Total	Unwgt N	1009	243	189	250	327	471	536	2	313	354	342	408	101	221	278
		Wgt N	1002	231	216	237	318	474	526	2	318	254	430	403	104	229	266
	No answer	%	98.5	97.9	99.6	98.0	98.6	98.0	98.9		96.7	98.1	100.0	97.0	99.3	99.7	99.4
	Participate	%	1.0	1.0	0.4	1.7	0.9	1.4	0.6		2.1	1.3	0.0	2.1	0.7	0.0	0.3
	Not participate	%	0.5	1.2	0.0	0.4	0.5	0.6	0.5		1.2	0.6	0.0	0.9	0.0	0.3	0.3

		Region					Gender			Age			Pet owner				
		Toronto 2022-01	Scarborough	Etobicoke/York	North York	Toronto/East York	Male	Female	Other	18 to 34	35 to 54	55 plus	Currently own a pet	Do not currently own a pet, but have owned a pet in the last 5 years	Do not currently own a pet, but have owned a pet more than 5 years ago	Have never owned a pet	
Question 30 - Do you know someone who keeps hens in Toronto or has kept hens in Toronto in the past?	Total	Unwgt N	1002	240	187	249	326	468	532	2	311	353	338	404	100	221	276
		Wgt N	994	228	213	236	317	470	522	2	316	253	425	398	102	229	264
	Yes	%	9.3	8.4	10.4	8.7	9.6	9.3	9.4		12.1	9.5	7.1	12.6	10.2	10.5	3.0
	No	%	90.7	91.6	89.6	91.3	90.4	90.7	90.6		87.9	90.5	92.9	87.4	89.8	89.5	97.0

Nanos conducted an online representative survey of 1,009 Toronto Residents, 18 years of age or older, between January 7th and 14th, 2022. *Some results have been shaded due to small sample size.



2022-2029 – City of Toronto – Animals Survey – STAT SHEET

			Region					Gender			Age			Pet owner			
			Toronto 2022-01	Scarborough	Etobicoke/York	North York	Toronto/East York	Male	Female	Other	18 to 34	35 to 54	55 plus	Currently own a pet	Do not currently own a pet, but have owned a pet in the last 5 years	Do not currently own a pet, but have owned a pet more than 5 years ago	Have never owned a pet
Question 31 - [IF KNOWS SOMEONE WHO HAS KEPT HENS IN TORONTO] Did they participate in the UrbanHensTO pilot program?	Total	Unwgt N	96	20	20	23	33	44	52	0	38	34	24	51	11	23	11
		Wgt N	92	19	22	21	31	44	49	0	38	24	30	50	10	24	8
	Yes	%	44.0				34.3	46.0	42.2	-	47.3	50.2	34.9	60.3			
	No	%	56.0				65.7	54.0	57.8	-	52.7	49.8	65.1	39.7			

Nanos conducted an online representative survey of 1,009 Toronto Residents, 18 years of age or older, between January 7th and 14th, 2022. *Some results have been shaded due to small sample size.



2022-2029 – City of Toronto – Animals Survey – STAT SHEET

			Region					Gender			Age			Pet owner			
			Toronto 2022-01	Scarborough	Etobicoke/York	North York	Toronto/East York	Male	Female	Other	18 to 34	35 to 54	55 plus	Currently own a pet	Do not currently own a pet, but have owned a pet in the last 5 years	Do not currently own a pet, but have owned a pet more than 5 years ago	Have never owned a pet
Question 32 - Do you agree, somewhat agree, somewhat disagree or disagree that the City of Toronto should allow residents across Toronto to keep hens under similar conditions as those for the pilot program?	Total	Unwgt N	1004	242	188	250	324	467	535	2	312	352	340	408	101	219	276
		Wgt N	997	230	215	237	315	470	525	2	317	252	427	403	104	226	265
	Agree	%	26.7	23.1	34.9	21.1	27.8	24.8	28.3		24.2	35.7	23.1	29.6	35.5	27.4	18.1
	Somewhat agree	%	34.6	36.4	32.6	35.3	34.1	33.0	36.0		43.8	32.2	29.2	35.5	41.4	29.4	35.0
	Somewhat disagree	%	11.1	10.6	10.3	13.8	10.1	11.0	11.3		12.3	8.1	12.1	11.7	7.7	11.1	11.7
	Disagree	%	14.1	14.7	10.3	15.4	15.2	16.2	12.2		5.9	9.9	22.6	11.1	6.4	18.9	17.5
	Unsure	%	13.5	15.2	11.8	14.3	12.8	15.0	12.2		13.7	14.2	12.9	12.1	9.0	13.2	17.7

Nanos conducted an online representative survey of 1,009 Toronto Residents, 18 years of age or older, between January 7th and 14th, 2022. *Some results have been shaded due to small sample size.



2022-2029 – City of Toronto – Animals Survey – STAT SHEET

			Citizenship status						
			Toronto 2022-01	Canadian citizen	Permanent resident	Temporary resident	Newcomer to Canada (within the last 5 years)	First Nations, Métis, Inuit	Prefer not to say
Question 32 - Do you agree, somewhat agree, somewhat disagree or disagree that the City of Toronto should allow residents across Toronto to keep hens under similar conditions as those for the pilot program?	Total	Unwgt N	997	859	76	16	8	15	40
		Wgt N	990	862	70	16	8	14	37
	Agree	%	26.7	26.9	30.6				16.1
	Somewhat agree	%	34.7	35.1	33.4				17.7
	Somewhat disagree	%	11.1	10.4	17.1				7.0
	Disagree	%	14.1	13.7	13.9				31.5
	Unsure	%	13.5	13.9	5.0				27.8

Nanos conducted an online representative survey of 1,009 Toronto Residents, 18 years of age or older, between January 7th and 14th, 2022. *Some results have been shaded due to small sample size.



2022-2029 – City of Toronto – Animals Survey – STAT SHEET

Which of the following categories best describes your household income, that is, the income from all people living at your residence?

			Toronto 2022-01	Under \$20,000	\$20,000 to just under \$40,000	\$40,000 to just under \$60,000	\$60,000 to just under \$80,000	\$80,000 to just under \$100,000	\$100,000 to just under \$120,000	\$120,000 to just under \$150,000	\$150,000 and above	Prefer not to answer
Question 32 - Do you agree, somewhat agree, somewhat disagree or disagree that the City of Toronto should allow residents across Toronto to keep hens under similar conditions as those for the pilot program?	Total	Unwgt N	1002	68	107	136	132	158	92	101	115	93
		Wgt N	995	70	109	140	131	155	87	97	114	92
	Agree	%	26.6	31.9	26.8	24.1	29.8	24.1	23.2	24.7	31.5	24.9
	Somewhat agree	%	34.6	33.8	36.8	33.0	32.3	40.5	44.1	36.9	31.9	20.3
	Somewhat disagree	%	11.2	12.8	14.4	11.1	13.7	9.1	8.0	12.3	10.8	8.3
	Disagree	%	14.1	8.8	8.5	17.7	10.8	12.4	12.2	18.5	16.1	21.5
	Unsure	%	13.5	12.7	13.4	14.1	13.4	13.8	12.5	7.5	9.7	25.0

Nanos conducted an online representative survey of 1,009 Toronto Residents, 18 years of age or older, between January 7th and 14th, 2022. *Some results have been shaded due to small sample size.



2022-2029 – City of Toronto – Animals Survey – STAT SHEET

		Do you own or rent your home?			
			Toronto 2022-01	Own	Rent
Question 32 - Do you agree, somewhat agree, somewhat disagree or disagree that the City of Toronto should allow residents across Toronto to keep hens under similar conditions as those for the pilot program?	Total	Unwgt N	968	590	378
		Wgt N	961	591	370
	Agree	%	26.5	25.6	27.9
	Somewhat agree	%	34.4	32.1	38.1
	Somewhat disagree	%	11.4	11.5	11.3
	Disagree	%	14.3	17.8	8.7
	Unsure	%	13.4	12.9	14.0

Nanos conducted an online representative survey of 1,009 Toronto Residents, 18 years of age or older, between January 7th and 14th, 2022. *Some results have been shaded due to small sample size.



2022-2029 – City of Toronto – Animals Survey – STAT SHEET

		Region					Gender			Age			Pet owner				
		Toronto 2022-01	Scarborough	Etobicoke/York	North York	Toronto/East York	Male	Female	Other	18 to 34	35 to 54	55 plus	Currently own a pet	Do not currently own a pet, but have owned a pet in the last 5 years	Do not currently own a pet, but have owned a pet more than 5 years ago	Have never owned a pet	
Question 33 - Why do you have that opinion? (Select all that apply) [RANDOMIZE]	Total	Unwgt N	1006	241	189	249	327	470	534	2	311	353	342	408	100	221	276
		Wgt N	1000	229	216	236	318	474	524	2	317	253	430	403	103	229	264
	Concerns about animal welfare or access to veterinary care	%	27.7	28.0	23.7	29.2	29.1	24.0	31.0		27.0	27.1	28.6	32.7	15.9	30.5	22.5
	Residents in high-rise or multi-unit buildings, and/or properties without sufficient outdoor space for hens would not ha	%	25.2	23.3	27.0	27.8	23.4	23.0	27.1		26.9	23.2	25.0	25.0	25.2	26.2	24.6
	Potential for noise, odours, and/or to attract unwanted animals	%	40.8	45.8	35.0	47.6	36.1	40.0	41.7		32.0	41.1	47.2	38.3	28.3	49.1	42.5
	To support food security and/or food sovereignty	%	37.9	33.8	34.5	39.2	42.1	35.4	39.9		43.9	38.9	32.9	41.3	45.8	33.9	33.1
	Residents should not be restricted on how they can use their property	%	16.8	17.9	19.3	17.0	14.3	21.1	13.0		23.7	20.7	9.4	21.0	21.6	13.2	11.7
	Allows residents to access fresh local eggs	%	46.9	45.7	52.6	45.5	44.9	43.8	49.5		50.8	51.0	41.6	49.2	56.9	46.7	39.6

Nanos conducted an online representative survey of 1,009 Toronto Residents, 18 years of age or older, between January 7th and 14th, 2022. *Some results have been shaded due to small sample size.



2022-2029 – City of Toronto – Animals Survey – STAT SHEET

		Region					Gender			Age			Pet owner			
		Toronto 2022-01	Scarborough	Etobicoke/York	North York	Toronto/East York	Male	Female	Other	18 to 34	35 to 54	55 plus	Currently own a pet	Do not currently own a pet, but have owned a pet in the last 5 years	Do not currently own a pet, but have owned a pet more than 5 years ago	Have never owned a pet
Opportunity for a fun hobby and/or to teach residents about food production	%	34.3	30.8	38.5	33.9	34.3	30.2	38.1		37.6	33.7	32.2	35.6	42.9	34.8	28.6
Keeping hens has minimal impacts such as noise and odour	%	26.7	26.3	21.9	27.0	30.0	28.1	25.6		22.4	30.7	27.5	27.3	31.2	28.5	22.2
Stress reliever	%	0.1	0.0	0.0	0.6	0.0	0.1	0.2		0.3	0.2	0.0	0.2	0.0	0.0	0.2
Don't know enough about the program/uncertain how it will go	%	0.4	0.0	0.4	0.8	0.3	0.4	0.3		0.9	0.0	0.3	0.2	0.0	0.0	1.1
Worried about diseases/virus	%	0.7	0.9	1.0	0.7	0.2	0.9	0.4		0.4	0.5	1.0	1.0	0.0	0.5	0.6
Hens belong on a farm and not in the city	%	0.8	0.9	1.6	1.3	0.0	1.2	0.5		0.5	0.0	1.6	1.0	1.0	1.0	0.4
Other	%	0.3	0.4	0.0	0.0	0.5	0.5	0.0		0.3	0.2	0.2	0.4	0.0	0.4	0.0
Unsure	%	0.8	1.7	0.0	0.2	1.1	1.3	0.3		0.9	0.5	0.9	0.2	1.1	0.7	1.7

*Values are based on the percentage of positive responses to a specific variable (columns exceed 100%)

**Multifrequency tab based on multiple responses

Nanos conducted an online representative survey of 1,009 Toronto Residents, 18 years of age or older, between January 7th and 14th, 2022. *Some results have been shaded due to small sample size.



2022-2029 – City of Toronto – Animals Survey – STAT SHEET

Do you agree, somewhat agree, somewhat disagree or disagree that the City of Toronto should allow residents across Toronto to keep hens under similar conditions as those for the pilot program? General pilot conditions: The program has a limit of four h

			Toronto 2022-01	Agree	Somewhat agree	Somewhat disagree	Disagree	Unsure
Question 33 - Why do you have that opinion? (Select all that apply) [RANDOMIZE]	Total	Unwgt N	1001	272	349	110	135	135
		Wgt N	995	266	345	111	140	132
	Concerns about animal welfare or access to veterinary care	%	27.7	17.8	24.7	35.8	43.6	32.0
	Residents in high-rise or multi-unit buildings, and/or properties without sufficient outdoor space for hens would not ha	%	25.3	32.5	25.5	25.1	21.1	14.8
	Potential for noise, odours, and/or to attract unwanted animals	%	40.8	16.3	34.4	69.0	82.4	38.7
	To support food security and/or food sovereignty	%	37.8	63.0	48.5	12.5	6.0	14.1
	Residents should not be restricted on how they can use their property	%	16.9	24.8	19.7	12.6	4.0	10.9
	Allows residents to access fresh local eggs	%	46.8	77.0	61.1	17.8	1.6	21.2
	Opportunity for a fun hobby and/or to teach residents about food production	%	34.5	63.0	42.6	6.3	3.1	12.8
	Keeping hens has minimal impacts such as noise and odour	%	26.8	43.9	28.7	19.3	12.4	8.8
	Stress reliever	%	0.1	0.3	0.2	0.0	0.0	0.0
Don't know enough about the program/uncertain how it will go	%	0.4	0.0	0.3	0.0	0.0	2.2	
Worried about diseases/virus	%	0.7	0.0	0.0	2.0	2.3	0.8	

Nanos conducted an online representative survey of 1,009 Toronto Residents, 18 years of age or older, between January 7th and 14th, 2022. *Some results have been shaded due to small sample size.



2022-2029 – City of Toronto – Animals Survey – STAT SHEET

Do you agree, somewhat agree, somewhat disagree or disagree that the City of Toronto should allow residents across Toronto to keep hens under similar conditions as those for the pilot program? General pilot conditions: The program has a limit of four h

		Toronto 2022-01	Agree	Somewhat agree	Somewhat disagree	Disagree	Unsure
Hens belong on a farm and not in the city	%	0.8	0.0	0.0	1.3	4.1	0.8
Other	%	0.3	0.0	0.3	0.0	0.7	0.5
Unsure	%	0.8	0.0	0.0	0.0	0.0	6.0

*Values are based on the percentage of positive responses to a specific variable (columns exceed 100%)

**Multifrequency tab based on multiple responses



2022-2029 – City of Toronto – Animals Survey – STAT SHEET

			Region					Gender			Age			Pet owner			
			Toronto 2022-01	Scarborough	Etobicoke/York	North York	Toronto/East York	Male	Female	Other	18 to 34	35 to 54	55 plus	Currently own a pet	Do not currently own a pet, but have owned a pet in the last 5 years	Do not currently own a pet, but have owned a pet more than 5 years ago	Have never owned a pet
Question 34 - If current rules were changed to allow Toronto residents to keep hens under similar conditions as those for the pilot program would you consider, somewhat consider, somewhat not consider, somewhat not consider or not consider keeping or continuing to keep hens?	Total	Unwgt N	1008	243	189	250	326	470	536	2	313	354	341	407	101	221	278
		Wgt N	1001	231	216	237	317	473	526	2	318	254	429	401	104	229	266
	Consider	%	11.4	6.8	16.3	11.2	11.7	10.0	12.7		13.1	16.3	7.3	15.3	16.6	6.9	7.6
	Somewhat consider	%	22.7	20.3	23.4	23.1	23.5	24.3	21.1		39.4	22.4	10.4	25.3	30.1	16.6	21.0
	Somewhat not consider	%	11.0	12.0	7.9	12.5	11.3	12.9	9.3		13.8	10.9	9.0	10.0	14.2	12.8	9.7
	Not consider	%	44.1	46.5	41.9	42.0	45.5	41.8	46.2		19.5	39.8	64.9	40.0	32.5	55.4	45.4
Unsure	%	10.7	14.4	10.4	11.2	8.0	11.0	10.6		14.2	10.5	8.3	9.4	6.5	8.3	16.2	

Nanos conducted an online representative survey of 1,009 Toronto Residents, 18 years of age or older, between January 7th and 14th, 2022. *Some results have been shaded due to small sample size.



2022-2029 – City of Toronto – Animals Survey – STAT SHEET

			SQ48						
			Toronto 2022-01	Canadian citizen	Permanent resident	Temporary resident	Newcomer to Canada (within the last 5 years)	First Nations, Métis, Inuit	Prefer not to say
Question 34 - If current rules were changed to allow Toronto residents to keep hens under similar conditions as those for the pilot program would you consider, somewhat consider, somewhat not consider or not consider keeping or continuing to keep hens?	Total	Unwgt N	1001	862	76	16	8	15	41
		Wgt N	993	864	70	16	8	14	38
	Consider	%	11.4	11.2	17.3				4.1
	Somewhat consider	%	22.6	21.3	35.6				23.7
	Somewhat not consider	%	11.0	10.1	10.7				10.0
	Not consider	%	44.2	46.3	30.1				38.7
	Unsure	%	10.8	11.1	6.3				23.4

Nanos conducted an online representative survey of 1,009 Toronto Residents, 18 years of age or older, between January 7th and 14th, 2022. *Some results have been shaded due to small sample size.



2022-2029 – City of Toronto – Animals Survey – STAT SHEET

Which of the following categories best describes your household income, that is, the income from all people living at your residence?

			Toronto 2022-01	Under \$20,000	\$20,000 to just under \$40,000	\$40,000 to just under \$60,000	\$60,000 to just under \$80,000	\$80,000 to just under \$100,000	\$100,000 to just under \$120,000	\$120,000 to just under \$150,000	\$150,000 and above	Prefer not to answer
Question 34 - If current rules were changed to allow Toronto residents to keep hens under similar conditions as those for the pilot program would you consider, somewhat consider, somewhat not consider or not consider keeping or continuing to keep hens?	Total	Unwgt N	1006	68	108	137	132	157	92	101	117	94
		Wgt N	999	70	109	142	131	153	87	97	116	93
	Consider	%	11.5	9.6	11.3	10.8	12.1	12.0	16.6	11.9	9.3	10.0
	Somewhat consider	%	22.6	22.2	18.9	24.6	22.8	26.4	20.9	11.1	33.6	17.8
	Somewhat not consider	%	11.0	10.0	7.4	13.3	14.2	12.8	13.9	9.5	5.0	11.7
	Not consider	%	44.1	44.4	50.2	41.4	36.6	40.7	42.0	60.1	48.7	37.0
	Unsure	%	10.8	13.9	12.2	9.9	14.3	8.2	6.6	7.5	3.4	23.6

Nanos conducted an online representative survey of 1,009 Toronto Residents, 18 years of age or older, between January 7th and 14th, 2022. *Some results have been shaded due to small sample size.



2022-2029 – City of Toronto – Animals Survey – STAT SHEET

		Do you own or rent your home?			
			Toronto 2022-01	Own	Rent
Question 34 - If current rules were changed to allow Toronto residents to keep hens under similar conditions as those for the pilot program would you consider, somewhat consider, somewhat not consider or not consider keeping or continuing to keep hens?	Total	Unwgt N	971	592	379
		Wgt N	963	593	371
	Consider	%	11.4	10.5	12.9
	Somewhat consider	%	22.8	21.4	24.9
	Somewhat not consider	%	11.2	12.4	9.3
	Not consider	%	44.6	47.4	40.2
	Unsure	%	10.0	8.3	12.7



2022-2029 – City of Toronto – Animals Survey – STAT SHEET

		Region					Gender			Age			Pet owner				
			Toronto 2022-01	Scarborough	Etobicoke/York	North York	Toronto/East York	Male	Female	Other	18 to 34	35 to 54	55 plus	Currently own a pet	Do not currently own a pet, but have owned a pet in the last 5 years	Do not currently own a pet, but have owned a pet more than 5 years ago	Have never owned a pet
Question 35 - Why do you have that opinion? (Select all that apply) [RANDOMIZE]	Total	Unwgt N	1008	243	189	250	326	470	536	2	313	353	342	408	101	220	278
		Wgt N	1001	231	216	237	317	473	526	2	318	253	430	403	104	228	266
	Fun hobby and/or to teach my household/others about food production	%	13.8	13.9	12.4	17.6	11.9	14.6	13.1		21.6	16.2	6.6	16.5	21.6	10.5	9.2
	Access to fresh local eggs	%	21.9	18.5	24.0	23.4	21.9	21.1	22.6		30.7	25.7	13.2	26.3	26.0	17.8	17.4
	To support food security and/or food sovereignty	%	15.1	11.6	14.8	16.3	16.8	13.4	16.4		22.3	15.7	9.3	15.6	17.1	14.0	14.3
	Want to keep hens as pets	%	7.3	8.1	6.1	7.1	7.8	7.1	7.6		12.0	9.2	2.8	11.1	9.0	3.6	3.9
	No interest	%	41.8	46.3	41.5	47.5	34.4	43.0	40.6		34.4	36.3	50.5	34.8	38.7	51.3	45.5
	Too much work/I don't think I have the time or knowledge to care for hens properly	%	30.7	34.2	33.0	30.3	26.9	27.9	33.0		30.1	30.1	31.5	31.2	19.4	34.7	31.0

Nanos conducted an online representative survey of 1,009 Toronto Residents, 18 years of age or older, between January 7th and 14th, 2022. *Some results have been shaded due to small sample size.



2022-2029 – City of Toronto – Animals Survey – STAT SHEET

		Region					Gender			Age			Pet owner			
		Toronto 2022-01	Scarborough	Etobicoke/York	North York	Toronto/East York	Male	Female	Other	18 to 34	35 to 54	55 plus	Currently own a pet	Do not currently own a pet, but have owned a pet in the last 5 years	Do not currently own a pet, but have owned a pet more than 5 years ago	Have never owned a pet
I live in a high-rise or multi-unit building, and/or a property without sufficient outdoor space for hens	%	23.1	18.2	21.1	21.9	28.7	19.3	26.3		18.1	25.5	25.2	20.7	24.9	29.4	20.4
Potential for noise, odours and/or attract unwanted animals	%	26.9	32.7	23.3	28.7	23.9	27.9	26.2		16.0	27.1	35.0	21.7	19.4	36.6	29.7
Hens do not belong in the City	%	0.4	0.4	1.0	0.0	0.2	0.6	0.2		0.0	0.2	0.8	0.0	1.0	1.2	0.0
Diseases/allergies	%	0.4	0.5	0.5	0.6	0.0	0.2	0.5		0.4	0.0	0.6	0.6	1.4	0.0	0.0
Other	%	0.5	0.7	0.0	0.0	0.9	0.5	0.4		0.0	0.3	0.9	0.4	1.4	0.8	0.0
Unsure	%	0.3	0.3	0.0	0.2	0.5	0.4	0.2		0.3	0.2	0.3	0.0	0.0	0.0	1.1

*Values are based on the percentage of positive responses to a specific variable (columns exceed 100%)

**Multifrequency tab based on multiple responses



2022-2029 – City of Toronto – Animals Survey – STAT SHEET

If current rules were changed to allow Toronto residents to keep hens under similar conditions as those for the pilot program would you consider, somewhat consider, somewhat not consider or not consider keeping or continuing to keep hens? General pilot co

			Toronto 2022-01	Consider	Somewhat consider	Somewhat not consider	Not consider	Unsure
Question 35 - Why do you have that opinion? (Select all that apply) [RANDOMIZE]	Total	Unwgt N	1007	121	240	111	426	109
		Wgt N	1000	115	226	110	441	108
	Fun hobby and/or to teach my household/others about food production	%	13.8	45.0	32.1	8.0	0.2	4.1
	Access to fresh local eggs	%	22.0	64.1	47.6	16.6	0.5	16.7
	To support food security and/or food sovereignty	%	15.1	55.9	30.4	8.8	0.9	3.9
	Want to keep hens as pets	%	7.3	27.4	13.3	5.9	0.9	1.5
	No interest	%	41.7	7.6	11.7	45.6	62.2	52.9
	Too much work/I don't think I have the time or knowledge to care for hens properly	%	30.8	11.0	23.1	38.9	39.2	24.9
	I live in a high-rise or multi-unit building, and/or a property without sufficient outdoor space for hens	%	23.1	13.6	21.8	17.5	28.9	17.6
	Potential for noise, odours and/or attract unwanted animals	%	27.0	4.9	16.5	31.3	40.7	11.8
	Hens do not belong in the City	%	0.4	0.0	0.0	0.0	0.9	0.0
	Diseases/allergies	%	0.4	0.0	0.0	0.0	0.8	0.0
	Other	%	0.5	0.0	0.6	0.0	0.7	0.0
	Unsure	%	0.3	0.0	0.0	0.0	0.0	2.6

*Values are based on the percentage of positive responses to a specific variable (columns exceed 100%)

**Multifrequency tab based on multiple responses



2022-2029 – City of Toronto – Animals Survey – STAT SHEET

		Region					Gender			Age			Pet owner				
		Toronto 2022-01	Scarborough	Etobicoke/York	North York	Toronto/East York	Male	Female	Other	18 to 34	35 to 54	55 plus	Currently own a pet	Do not currently own a pet, but have owned a pet in the last 5 years	Do not currently own a pet, but have owned a pet more than 5 years ago	Have never owned a pet	
Question 36 - If current rules were changed to allow Toronto residents to keep hens under similar conditions as those for the pilot program, would you be concerned, somewhat concerned, somewhat not concerned or not concerned if your neighbour told you they were considering getting hens?	Total	Unwgt N	1008	243	189	250	326	470	536	2	313	354	341	408	100	221	278
		Wgt N	1001	231	216	237	317	473	526	2	318	254	429	403	102	229	266
	Concerned	%	17.2	15.4	16.2	18.8	18.1	17.1	17.4	7.6	11.8	27.6	15.4	10.6	20.4	19.9	
	Somewhat concerned	%	24.6	25.7	22.9	27.0	23.3	24.0	25.3	25.3	25.6	23.6	24.2	28.1	27.3	21.7	
	Somewhat not concerned	%	19.2	19.7	15.3	21.4	19.8	19.4	18.8	27.0	19.3	13.3	18.4	23.5	19.4	18.6	
	Not concerned	%	26.3	25.1	32.5	19.9	27.8	26.9	25.7	25.1	30.3	24.8	30.1	29.2	24.2	21.3	
	Unsure	%	12.7	14.0	13.3	13.0	11.0	12.6	12.8	15.0	13.0	10.7	11.8	8.7	8.7	18.5	

Nanos conducted an online representative survey of 1,009 Toronto Residents, 18 years of age or older, between January 7th and 14th, 2022. *Some results have been shaded due to small sample size.



2022-2029 – City of Toronto – Animals Survey – STAT SHEET

			§Q48						
			Toronto 2022-01	Canadian citizen	Permanent resident	Temporary resident	Newcomer to Canada (within the last 5 years)	First Nations, Métis, Inuit	Prefer not to say
Question 36 - If current rules were changed to allow Toronto residents to keep hens under similar conditions as those for the pilot program, would you be concerned, somewhat concerned, somewhat not concerned or not concerned if your neighbour told you they were considering getting hens?	Total	Unwgt N	1001	862	76	16	8	15	41
		Wgt N	993	864	70	16	8	14	38
	Concerned	%	17.2	17.4	12.1				27.9
	Somewhat concerned	%	24.6	24.4	26.4				18.5
	Somewhat not concerned	%	19.3	18.3	27.8				18.3
	Not concerned	%	26.1	27.0	24.7				11.2
	Unsure	%	12.8	12.9	9.0				24.2

Nanos conducted an online representative survey of 1,009 Toronto Residents, 18 years of age or older, between January 7th and 14th, 2022. *Some results have been shaded due to small sample size.



2022-2029 – City of Toronto – Animals Survey – STAT SHEET

Which of the following categories best describes your household income, that is, the income from all people living at your residence?

			Toronto 2022-01	Under \$20,000	\$20,000 to just under \$40,000	\$40,000 to just under \$60,000	\$60,000 to just under \$80,000	\$80,000 to just under \$100,000	\$100,000 to just under \$120,000	\$120,000 to just under \$150,000	\$150,000 and above	Prefer not to answer
Question 36 - If current rules were changed to allow Toronto residents to keep hens under similar conditions as those for the pilot program, would you be concerned, somewhat concerned, somewhat not concerned or not concerned if your neighbour told you they were considering getting hens?	Total	Unwgt N	1006	68	107	137	132	158	92	101	117	94
		Wgt N	999	70	108	142	131	155	87	97	116	93
	Concerned	%	17.3	14.0	13.1	17.6	14.7	19.2	16.4	20.3	18.9	20.0
	Somewhat concerned	%	24.7	22.5	30.0	25.8	23.2	22.9	32.7	29.8	24.5	11.0
	Somewhat not concerned	%	19.0	16.5	18.1	16.8	20.6	22.8	12.5	19.4	23.0	17.6
	Not concerned	%	26.3	32.4	24.3	27.2	26.8	23.4	29.7	25.4	27.6	23.3
	Unsure	%	12.7	14.6	14.6	12.6	14.6	11.6	8.7	5.1	6.1	28.0

Nanos conducted an online representative survey of 1,009 Toronto Residents, 18 years of age or older, between January 7th and 14th, 2022. *Some results have been shaded due to small sample size.



2022-2029 – City of Toronto – Animals Survey – STAT SHEET

		Do you own or rent your home?			
			Toronto 2022-01	Own	Rent
Question 36 - If current rules were changed to allow Toronto residents to keep hens under similar conditions as those for the pilot program, would you be concerned, somewhat concerned, somewhat not concerned or not concerned if your neighbour told you they were considering getting hens?	Total	Unwgt N	971	593	378
		Wgt N	963	594	369
	Concerned	%	17.8	20.3	13.8
	Somewhat concerned	%	25.0	27.2	21.3
	Somewhat not concerned	%	19.3	18.0	21.4
	Not concerned	%	25.8	23.6	29.3
	Unsure	%	12.2	10.9	14.2

Nanos conducted an online representative survey of 1,009 Toronto Residents, 18 years of age or older, between January 7th and 14th, 2022. *Some results have been shaded due to small sample size.



2022-2029 – City of Toronto – Animals Survey – STAT SHEET

		Region					Gender			Age			Pet owner				
		Toronto 2022-01	Scarborough	Etobicoke/York	North York	Toronto/East York	Male	Female	Other	18 to 34	35 to 54	55 plus	Currently own a pet	Do not currently own a pet, but have owned a pet in the last 5 years	Do not currently own a pet, but have owned a pet more than 5 years ago	Have never owned a pet	
Question 37 – Why do you have that opinion? [OPEN]	Total	Unwgt N	846	198	161	215	272	390	454	2	237	298	311	349	83	191	222
		Wgt N	847	188	182	205	272	392	453	2	240	213	393	348	84	200	214
	Noise/smell/mess	%	19.8	19.5	19.8	24.0	16.8	18.9	20.7		19.1	20.5	19.8	14.8	23.2	21.1	25.3
	Not concerned/ as long as not a nuisance/ rules are followed	%	30.1	31.6	28.6	26.9	32.6	32.1	28.5		34.5	34.2	25.2	34.2	37.9	27.9	22.6
	Concerned about mistreating animals/not well kept/health of animals	%	9.8	7.5	7.0	11.6	11.9	6.9	11.9		10.4	7.4	10.7	12.6	4.5	10.4	6.9
	Lives in apartment/condo	%	6.3	3.9	7.4	4.8	8.5	4.9	7.6		4.8	5.4	7.8	5.0	7.7	9.7	5.0
	Grew up on a farm	%	1.6	0.8	1.8	1.0	2.4	1.5	1.6		1.0	1.8	1.7	2.4	0.0	1.5	0.9
	Attracting predators/other animals	%	11.2	14.7	13.1	8.7	9.4	9.0	13.2		4.9	9.8	15.8	10.1	8.8	14.6	10.8
	no specific reason	%	2.6	2.3	2.4	3.7	2.0	3.5	1.8		2.4	3.5	2.2	1.8	0.7	1.9	5.2
	Health risks/unsanitary	%	4.9	3.4	4.3	5.2	6.0	5.4	4.4		1.1	6.3	6.4	6.0	3.5	3.9	4.6
	Access to fresh eggs/people should have access to animal food sources	%	5.0	5.7	5.0	4.7	4.9	4.8	5.3		6.2	4.9	4.4	4.5	9.2	5.7	3.6
	Should be on a farm/more space	%	5.9	5.6	5.9	8.1	4.4	5.9	5.9		4.2	3.1	8.5	5.3	2.4	7.2	7.1

Nanos conducted an online representative survey of 1,009 Toronto Residents, 18 years of age or older, between January 7th and 14th, 2022. *Some results have been shaded due to small sample size.



2022-2029 – City of Toronto – Animals Survey – STAT SHEET

		Region					Gender			Age			Pet owner			
		Toronto 2022-01	Scarborough	Etobicoke/York	North York	Toronto/East York	Male	Female	Other	18 to 34	35 to 54	55 plus	Currently own a pet	Do not currently own a pet, but have owned a pet in the last 5 years	Do not currently own a pet, but have owned a pet more than 5 years ago	Have never owned a pet
No interest	%	2.8	3.5	5.1	1.5	1.5	3.0	2.5		3.0	2.7	2.6	1.2	2.8	3.7	4.4
Opposed/uncomfortable	%	2.5	2.1	2.4	4.1	1.6	3.0	2.0		1.6	2.5	3.0	2.9	1.3	0.8	3.9
Other	%	4.4	5.6	3.4	3.2	5.2	6.0	3.1		6.5	3.7	3.5	4.1	2.8	4.8	5.2
Unsure	%	5.5	4.1	6.1	5.7	5.9	6.2	5.0		7.5	5.7	4.1	5.5	2.7	0.9	10.6

Nanos conducted an online representative survey of 1,009 Toronto Residents, 18 years of age or older, between January 7th and 14th, 2022. *Some results have been shaded due to small sample size.



2022-2029 – City of Toronto – Animals Survey – STAT SHEET

Question 36 - If current rules were changed to allow Toronto residents to keep hens under similar conditions as those for the pilot program, would you be concerned, somewhat concerned, somewhat not concerned or not concerned if your neighbour told you they were considering getting hens?

		Toronto 2022-01	Concerned	Somewhat concerned	Somewhat not concerned	Not concerned	Unsure	
Question 37 – Why do you have that opinion? [OPEN]	Total	Unwgt N	845	150	217	163	234	81
		Wgt N	845	161	212	157	235	80
	Noise/smell/mess	%	19.8	37.2	35.4	10.9	5.6	2.9
	Not concerned/ as long as not a nuisance/ rules are followed	%	30.0	1.9	7.1	52.1	61.6	11.3
	Concerned about mistreating animals/not well kept/health of animals	%	9.8	14.0	17.3	10.0	1.3	6.1
	Lives in apartment/condo	%	6.4	8.2	4.5	4.3	9.0	3.9
	Grew up on a farm	%	1.6	0.9	0.0	0.7	4.5	0.0
	Attracting predators/other animals	%	11.2	25.1	20.5	5.6	0.3	1.8
	no specific reason	%	2.6	0.8	1.7	4.2	2.5	5.4
	Health risks/unsanitary	%	4.9	10.5	9.8	0.0	0.5	3.1
	Access to fresh eggs/people should have access to animal food sources	%	5.0	0.5	1.1	9.2	10.6	0.0
	Should be on a farm/more space	%	5.9	18.7	4.6	2.5	1.9	2.6
	No interest	%	2.8	0.0	1.2	2.9	4.1	8.2
	Opposed/uncomfortable .	%	2.5	5.2	3.0	1.1	1.5	1.3
	Other	%	4.4	6.8	6.2	1.5	0.6	11.9
	Unsure	%	5.5	0.0	1.9	2.2	1.5	44.4

Nanos conducted an online representative survey of 1,009 Toronto Residents, 18 years of age or older, between January 7th and 14th, 2022. *Some results have been shaded due to small sample size.



2022-2029 – City of Toronto – Animals Survey – STAT SHEET

		Region					Gender			Age			Pet owner				
		Toronto 2022-01	Scarborough	Etobicoke/York	North York	Toronto/East York	Male	Female	Other	18 to 34	35 to 54	55 plus	Currently own a pet	Do not currently own a pet, but have owned a pet in the last 5 years	Do not currently own a pet, but have owned a pet more than 5 years ago	Have never owned a pet	
Question 38 - Do you agree, somewhat agree, somewhat disagree or disagree that if the City of Toronto allows residents across Toronto to keep hens, hen owners should be required to register their hens with the City of Toronto and pay a registration fee?	Total	Unwgt N	1006	243	188	249	326	470	534	2	312	352	342	408	100	221	276
		Wgt N	1000	231	215	236	317	474	524	2	317	252	430	403	103	229	264
	Agree	%	35.9	34.2	36.1	38.0	35.6	31.0	40.5		24.5	30.7	47.5	37.2	33.1	40.5	31.3
	Somewhat agree	%	27.2	24.1	25.5	26.8	31.1	29.9	24.7		35.5	33.2	17.7	26.5	27.8	26.5	28.9
	Somewhat disagree	%	9.7	9.8	9.2	10.0	9.8	11.4	8.1		12.7	6.9	9.2	10.1	16.0	7.4	8.8
	Disagree	%	13.1	14.1	15.9	12.7	10.9	15.5	11.0		12.3	16.4	11.8	14.2	11.0	13.9	11.4
	Unsure	%	13.9	17.9	13.3	12.5	12.6	12.2	15.6		15.0	12.9	13.8	12.0	12.1	11.6	19.7

Nanos conducted an online representative survey of 1,009 Toronto Residents, 18 years of age or older, between January 7th and 14th, 2022. *Some results have been shaded due to small sample size.



2022-2029 – City of Toronto – Animals Survey – STAT SHEET

			Region					Gender			Age			Pet owner			
			Toronto 2022-01	Scarborough	Etobicoke/York	North York	Toronto/East York	Male	Female	Other	18 to 34	35 to 54	55 plus	Currently own a pet	Do not currently own a pet, but have owned a pet in the last 5 years	Do not currently own a pet, but have owned a pet more than 5 years ago	Have never owned a pet
Question 39 – Why do you have that opinion? [OPEN]	Total	Unwgt N	831	193	157	211	270	388	441	2	230	294	307	344	82	189	215
		Wgt N	833	185	179	199	270	389	442	2	235	210	389	343	85	197	208
	Ensure responsibility/have regulation	%	21.2	20.9	15.4	24.2	22.9	20.0	22.2		23.3	18.0	21.5	17.9	25.1	25.3	21.1
	Opposed to fee/cash grab/Unnecessary	%	18.3	15.3	20.6	17.4	19.6	19.3	17.6		17.2	19.5	18.4	19.0	20.9	15.2	18.9
	To keep track/prevent abuse	%	29.3	22.4	31.2	31.7	30.9	29.1	29.1		27.2	30.9	29.6	29.5	25.9	30.9	28.9
	No specific reason	%	3.2	4.7	2.9	3.6	2.1	3.5	2.9		4.5	4.2	1.9	2.3	1.9	3.7	4.8
	For safety/Public health issues	%	2.5	2.1	1.7	3.6	2.3	2.4	2.5		1.1	2.6	3.2	2.9	0.0	2.8	2.4
	Opposed to owning hens/no intention of keeping hens	%	5.9	6.7	5.6	4.9	6.2	6.4	5.4		4.3	6.0	6.8	7.0	5.3	4.6	5.3
	To help offset the costs of the City in running the program/could help fund city animal services	%	4.0	5.1	4.9	3.5	3.0	5.8	2.2		2.7	4.5	4.5	3.7	5.1	5.7	2.5
	Seems fair/like other pets	%	10.4	15.0	12.1	8.1	7.8	7.8	12.5		10.1	11.6	10.0	10.8	14.6	9.2	9.2

Nanos conducted an online representative survey of 1,009 Toronto Residents, 18 years of age or older, between January 7th and 14th, 2022. *Some results have been shaded due to small sample size.



2022-2029 – City of Toronto – Animals Survey – STAT SHEET

		Region					Gender			Age			Pet owner			
		Toronto 2022-01	Scarborough	Etobicoke/York	North York	Toronto/East York	Male	Female	Other	18 to 34	35 to 54	55 plus	Currently own a pet	Do not currently own a pet, but have owned a pet in the last 5 years	Do not currently own a pet, but have owned a pet more than 5 years ago	Have never owned a pet
Other	%	2.6	3.3	2.7	1.8	2.5	3.5	1.8		3.2	1.4	2.8	4.1	1.4	1.5	1.5
Unsure	%	6.2	7.4	7.1	5.7	5.3	5.4	7.0		9.9	5.7	4.3	5.1	5.0	4.3	10.5

Nanos conducted an online representative survey of 1,009 Toronto Residents, 18 years of age or older, between January 7th and 14th, 2022. *Some results have been shaded due to small sample size.



2022-2029 – City of Toronto – Animals Survey – STAT SHEET

			Do you agree, somewhat agree, somewhat disagree or disagree that if the City of Toronto allows residents across Toronto to keep hens, hen owners should be required to register their hens with the City of Toronto and pay a registration fee?					
			Toronto 2022-01	Agree	Somewhat agree	Somewhat disagree	Disagree	Unsure
Question 39 – Why do you have that opinion? [OPEN]	Total	Unwgt N	829	320	233	75	111	90
		Wgt N	832	331	221	79	109	92
	Ensure responsibility/have regulation	%	21.2	29.8	27.3	11.1	4.9	3.1
	Opposed to fee/cash grab/Unnecessary	%	18.4	2.3	4.0	61.2	59.3	25.9
	To keep track/prevent abuse	%	29.3	44.3	38.8	6.8	3.8	2.0
	No specific reason	%	3.1	1.1	5.8	3.7	0.9	5.6
	For safety/Public health issues	%	2.5	2.6	3.2	2.1	2.9	0.0
	Opposed to owning hens/no intention of keeping hens	%	5.9	2.7	2.3	6.1	18.2	11.2
	To help offset the costs of the City in running the program/could help fund city animal services	%	4.0	4.9	5.4	4.4	1.5	0.0
	Seems fair/like other pets	%	10.4	15.2	11.6	3.6	5.1	2.4
	Other	%	2.6	0.9	3.8	0.0	3.6	6.5
	Unsure	%	6.2	0.7	1.6	6.4	0.7	43.3

Nanos conducted an online representative survey of 1,009 Toronto Residents, 18 years of age or older, between January 7th and 14th, 2022. *Some results have been shaded due to small sample size.