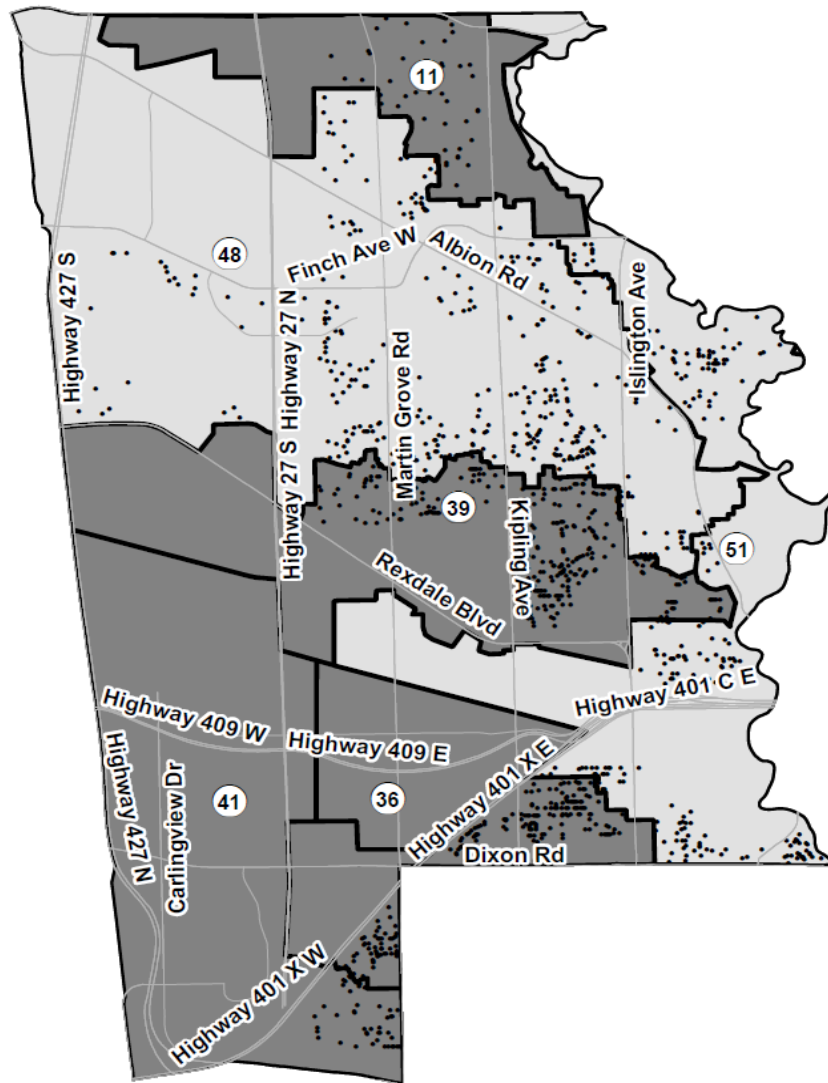


Basement Flooding Protection Program Summary

Etobicoke North

Attachment 1



Properties With Installed Flooding Protection Device(s) (FPD), 2006 to Q2 2022

Completed Basement Flooding Study Area

Basement Flooding Study Underway

Basement Flooding Study Status - to end of 2022

Study Areas in Ward	Status of Studies	Study Progress in Ward
11	Completed (2012)	<p>50% Area Studied 50% Study is Underway</p>
35	Completed (2018)	
36	Completed (2019)	
39	Completed (2018)	
41	Completed (2019)	
48	Underway (Began in 2019)	
51	Underway (Began in 2019)	

Basement Flooding Protection Program Implementation Status - to end of 2022

Project Implementation Progress	Project Highlights
<p>TOTAL \$288 M</p> <ul style="list-style-type: none"> \$ 5 M, 1% \$ 51 M, 18% \$ 54 M, 19% \$ 178 M, 62% 	<ul style="list-style-type: none"> 1.1 km of storm sewer upgrades installed

Basement Flooding Protection Subsidy Program Summary - 2006 to Q2 2022

Program Participation	Program Expenditures
<ul style="list-style-type: none"> Properties with FPD: 1145 Properties without FPD: 9109 	<ul style="list-style-type: none"> Subsidized by City: \$ 1.82 M Cost to Property Owners: \$ 1.54 M

Basement Flooding Protection Program Summary

Etobicoke Centre



Properties With Installed Flooding Protection Device(s) (FPD), 2006 to Q2 2022	○	Completed Basement Flooding Study Area	●
	○	Basement Flooding Study Underway	○

Basement Flooding Study Status - to end of 2022

Study Areas in Ward	Status of Studies	Study Progress in Ward
7	Completed (2012)	
8	Completed (2012)	
9	Completed (2012)	
10	Completed (2012)	
35	Completed (2018)	
36	Completed (2019)	
38	Completed (2019)	
41	Completed (2019)	
50	Underway (Began in 2019)	
51	Underway (Began in 2019)	
54	Underway (Began in 2019)	

Basement Flooding Protection Program Implementation Status - to end of 2022

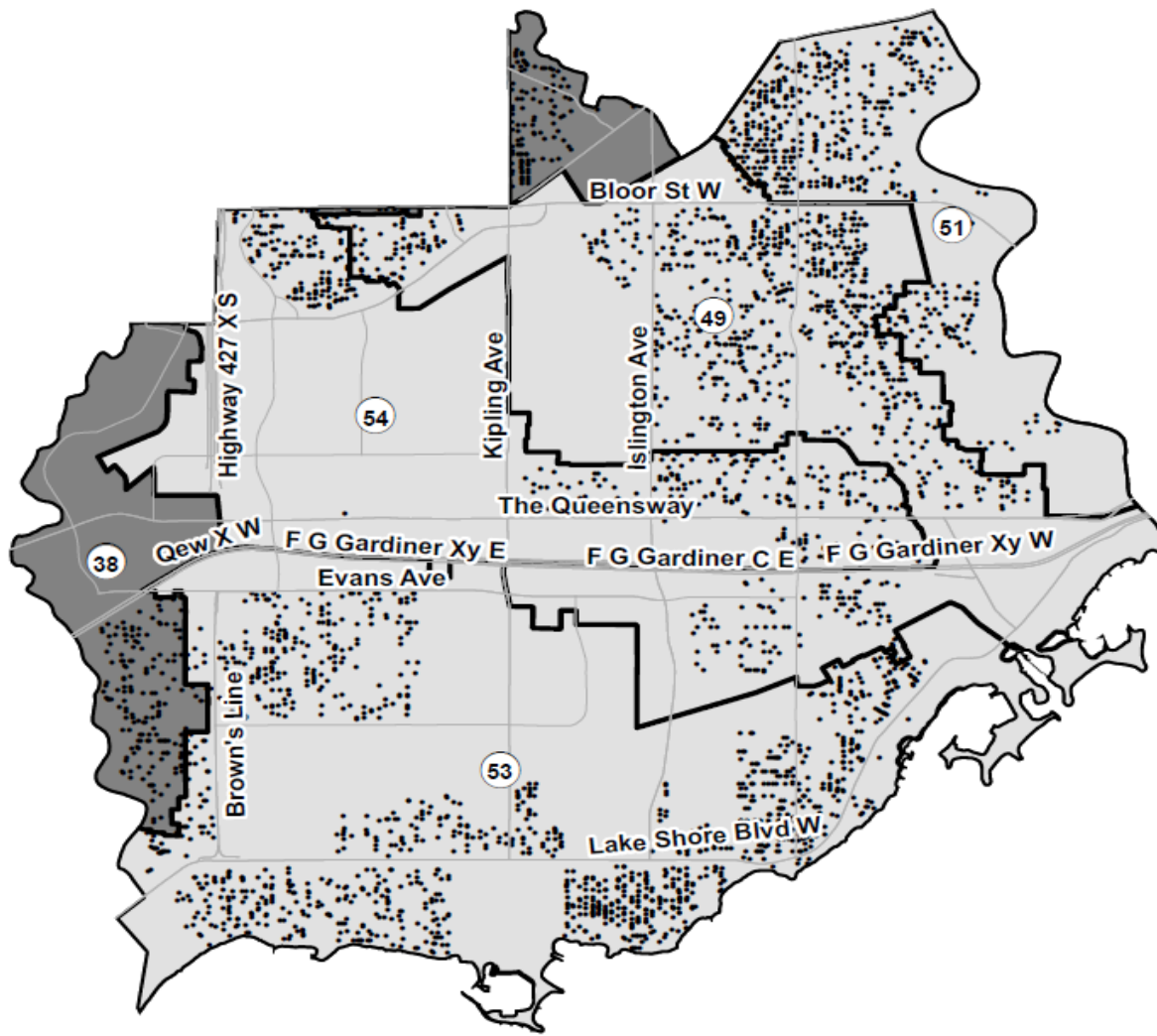
Project Implementation Progress	Project Highlights
<ul style="list-style-type: none"> Constructed Under Construction Design Process Initiated Planned for Design Initiation Deferred (exceeds cost per benefitting property) 	<ul style="list-style-type: none"> 5.5 km of storm sewer upgrades installed 8.5 km of sanitary sewer upgrades installed

Basement Flooding Protection Subsidy Program Summary - 2006 to Q2 2022

Program Participation	Program Expenditures
<ul style="list-style-type: none"> Properties with FPD: 4374 Properties without FPD: 15723 	<ul style="list-style-type: none"> Subsidized by City: \$ 7.32 M Cost to Property Owners: \$ 5.79 M

Basement Flooding Protection Program Summary

Etobicoke-Lakeshore



Properties With Installed Flooding Protection Device(s) (FPD), 2006 to Q2 2022

.	Completed Basement Flooding Study Area	#
	Basement Flooding Study Underway	#

Basement Flooding Study Status - to end of 2022

Study Areas in Ward	Status of Studies	Study Progress in Ward
38	Completed (2019)	<div style="display: flex; justify-content: center; gap: 10px; margin-top: 5px;"> <div style="width: 15px; height: 15px; background-color: #555; border: 1px solid #000;"></div> Area Studied <div style="width: 15px; height: 15px; background-color: #ccc; border: 1px solid #000; margin-left: 10px;"></div> Study is Underway </div>
41	Completed (2019)	
49	Underway (Began in 2019)	
51	Underway (Began in 2019)	
53	Underway (Began in 2019)	
54	Underway (Began in 2019)	

Basement Flooding Protection Program Implementation Status - to end of 2022

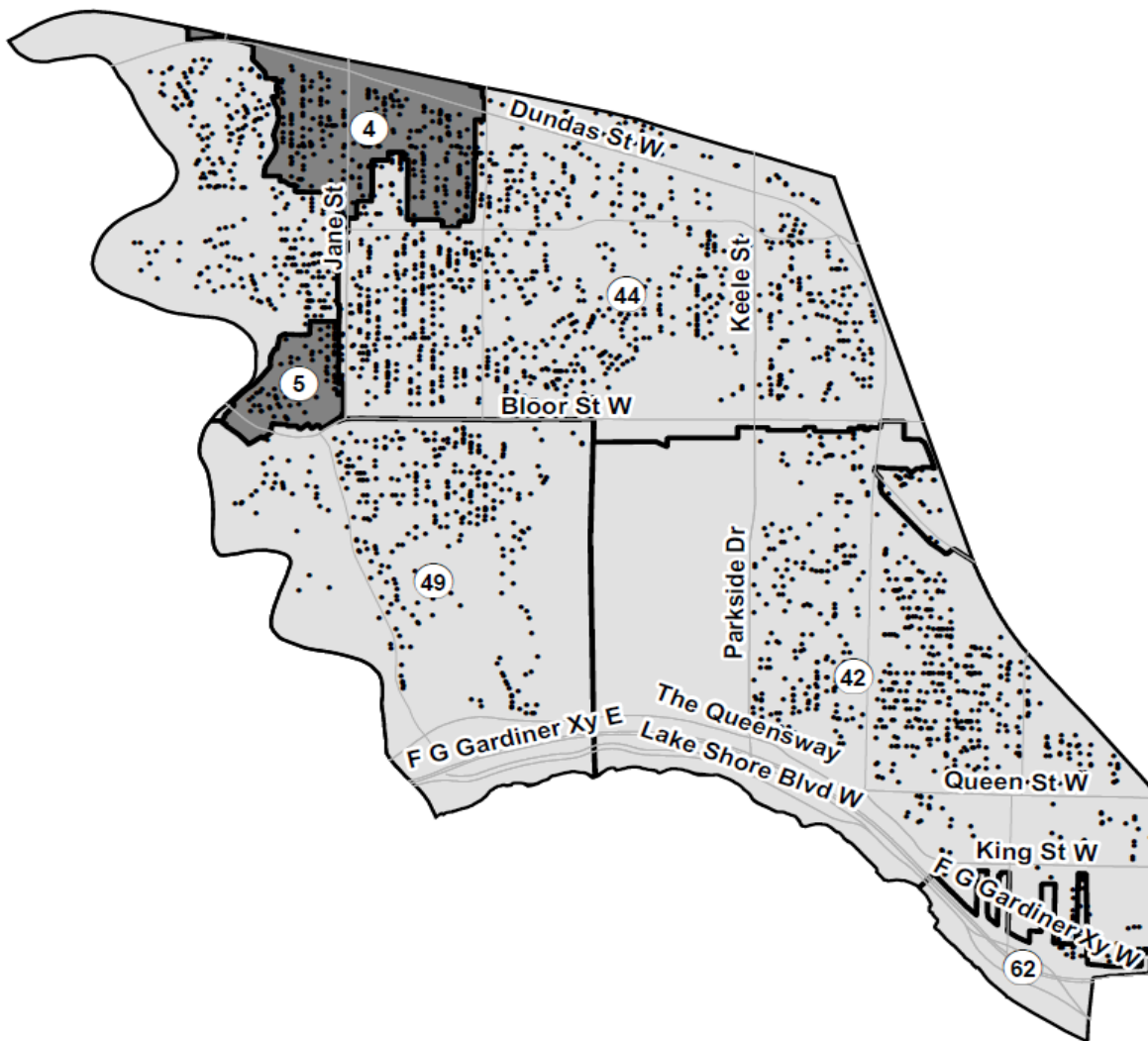
Project Implementation Progress	Project Highlights
<div style="display: flex; justify-content: center; gap: 10px; margin-top: 5px;"> <div style="width: 15px; height: 15px; background-color: #000; border: 1px solid #000;"></div> Constructed <div style="width: 15px; height: 15px; background-color: #ccc; border: 1px solid #000; margin-left: 10px;"></div> Under Construction <div style="width: 15px; height: 15px; border: 1px solid #000; margin-left: 10px;"></div> Design Process Initiated <div style="width: 15px; height: 15px; border: 1px solid #000; margin-left: 10px;"></div> Planned for Design Initiation <div style="width: 15px; height: 15px; border: 1px solid #000; margin-left: 10px;"></div> Deferred (exceeds cost per benefitting property) </div>	

Basement Flooding Protection Subsidy Program Summary - 2006 to Q2 2022

Program Participation	Program Expenditures
<div style="display: flex; justify-content: space-around; font-size: small;"> ■ Properties with FPD ■ Properties without FPD </div> <div style="display: flex; justify-content: space-around; margin-top: 10px;"> <div style="width: 45%; background-color: #0056b3; color: white; padding: 5px; text-align: center;">3229</div> <div style="width: 45%; background-color: #0056b3; color: white; padding: 5px; text-align: center;">17372</div> </div>	<div style="display: flex; justify-content: space-around; font-size: small;"> ■ Subsidized by City ■ Cost to Property Owners </div> <div style="display: flex; justify-content: space-around; margin-top: 10px;"> <div style="width: 45%; background-color: #0056b3; color: white; padding: 5px; text-align: center;">\$ 5.68 M</div> <div style="width: 45%; background-color: #0056b3; color: white; padding: 5px; text-align: center;">\$ 4.75 M</div> </div>

Basement Flooding Protection Program Summary

Parkdale-High Park



Properties With Installed Flooding Protection Device(s) (FPD), 2006 to Q2 2022	.	Completed Basement Flooding Study Area	#
		Basement Flooding Study Underway	#

Basement Flooding Study Status - to end of 2022

Study Areas in Ward	Status of Studies	Study Progress in Ward
4	Completed (2014)	<p>7% 93%</p> <ul style="list-style-type: none"> Area Studied Study is Underway
5	Completed (2014)	
42	Underway (Began in 2019)	
44	Underway (Began in 2019)	
62	Underway (Began in 2019)	
49	Underway (Began in 2019)	
51	Underway (Began in 2019)	

Basement Flooding Protection Program Implementation Status - to end of 2022

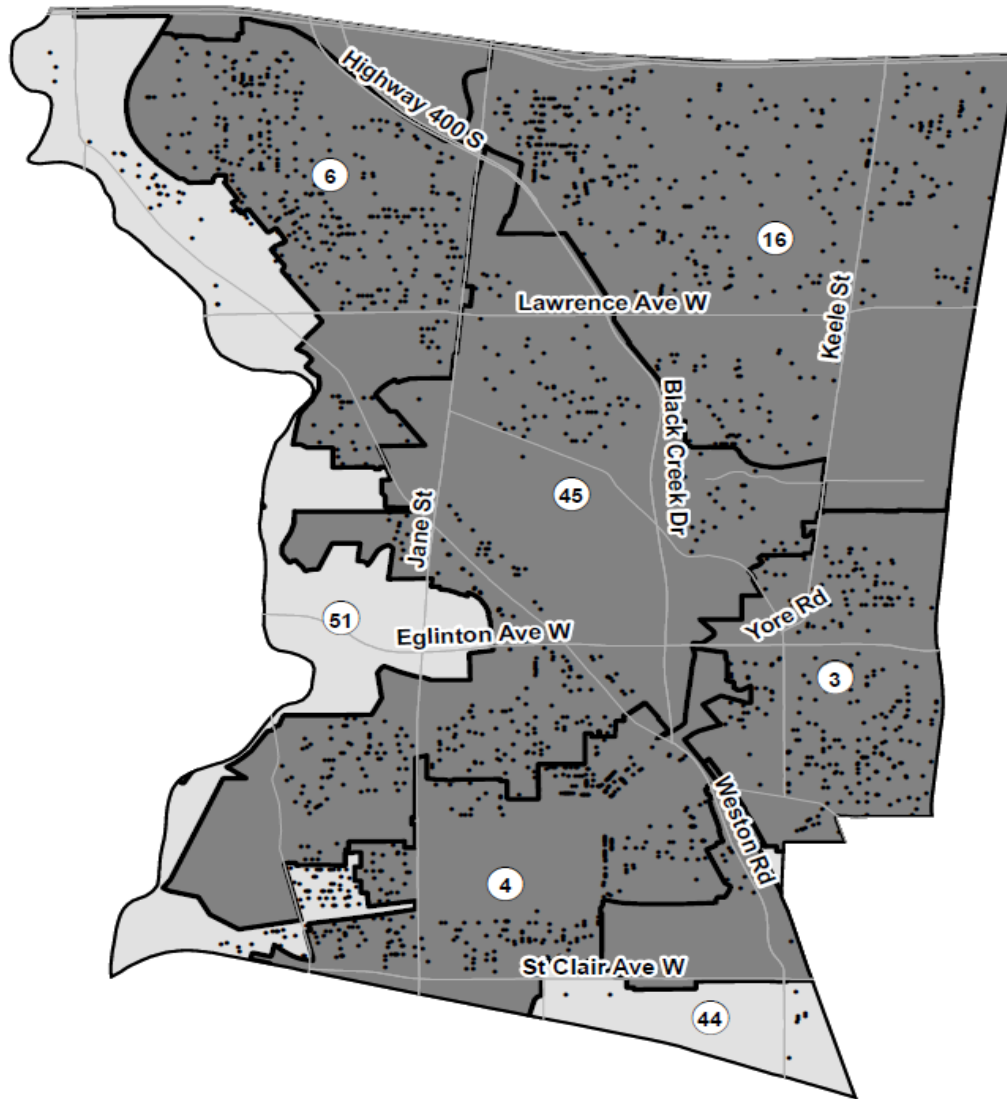
Project Implementation Progress	Project Highlights
<p>TOTAL \$2 M \$ 2 M, 100%</p> <ul style="list-style-type: none"> Constructed Under Construction Design Process Initiated Planned for Design Initiation Deferred (exceeds cost per benefitting property) 	

Basement Flooding Protection Subsidy Program Summary - 2006 to Q2 2022

Program Participation	Program Expenditures
<ul style="list-style-type: none"> Properties with FPD Properties without FPD <p>2612 8270</p>	<ul style="list-style-type: none"> Subsidized by City Cost to Property Owners <p>\$ 4.45 M \$ 4.07 M</p>

Basement Flooding Protection Program Summary

York South-Weston



Properties With Installed Flooding Protection Device(s) (FPD), 2006 to Q2 2022	.	Completed Basement Flooding Study Area	#
		Basement Flooding Study Underway	#

Basement Flooding Study Status - to end of 2022

Study Areas in Ward	Status of Studies	Study Progress in Ward
3	Completed (2011)	<p>16% Area Studied 84% Study is Underway</p>
4	Completed (2014)	
6	Completed (2014)	
16	Completed (2012)	
44	Underway (Began in 2019)	
45	Completed (2021)	
	Underway (Began in 2019)	

Basement Flooding Protection Program Implementation Status - to end of 2022

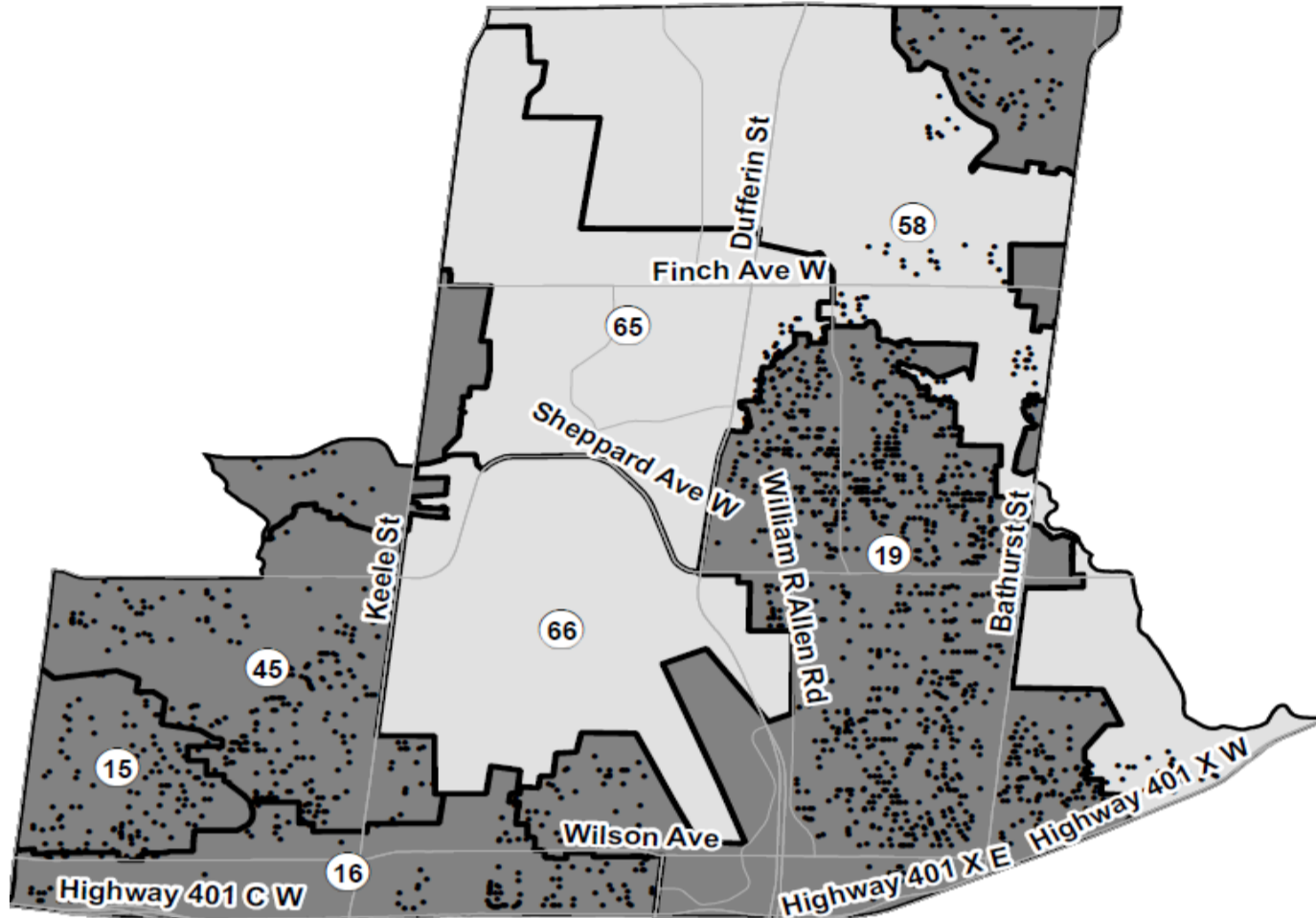
Project Implementation Progress	Project Highlights
<p>TOTAL \$424M</p> <ul style="list-style-type: none"> Constructed Under Construction Design Process Initiated Planned for Design Initiation Deferred (exceeds cost per benefitting property) 	<ul style="list-style-type: none"> Maple Leaf Park, Gracefield Park and Rustic Park Stormwater Ponds 10 km of storm, 2.8 km of sanitary and 1.1 km of combined sewer upgrades

Basement Flooding Protection Subsidy Program Summary - 2006 to Q2 2022

Program Participation	Program Expenditures
<ul style="list-style-type: none"> Properties with FPD: 1838 Properties without FPD: 13737 	<ul style="list-style-type: none"> Subsidized by City: \$ 3.04 M Cost to Property Owners: \$ 2.89 M

Basement Flooding Protection Program Summary

York Centre



Properties With Installed Flooding Protection Device(s) (FPD), 2006 to Q2 2022	.	Completed Basement Flooding Study Area	#
		Basement Flooding Study Underway	#

Basement Flooding Study Status - to end of 2022

Study Areas in Ward	Status of Studies	Study Progress in Ward
14	Completed (2009)	
15	Completed (2014)	
16	Completed (2012)	
19	Completed (2014)	
	Completed (2016)	
	Completed (2008)	
	Completed (2021)	
	Underway (Began in 2019)	
	Underway (Began in 2019)	
	Underway (Began in 2019)	

Basement Flooding Protection Program Implementation Status - to end of 2022

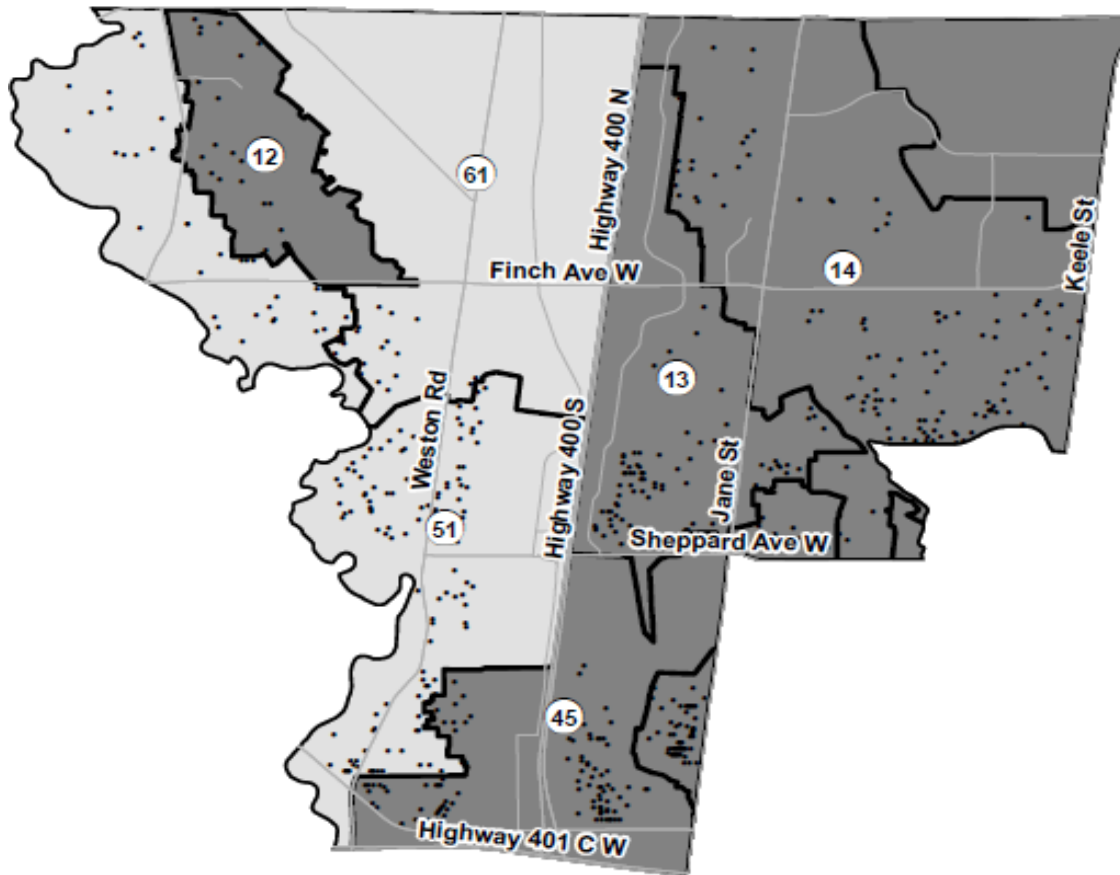
Project Implementation Progress	Project Highlights
<ul style="list-style-type: none"> ■ Constructed ■ Under Construction ■ Design Process Initiated ■ Planned for Design Initiation ■ Deferred (exceeds cost per benefiting property) 	<ul style="list-style-type: none"> Roding Park Stormwater Pond 12.4 km of storm sewer upgrades installed 210 m of sanitary sewer upgrades installed

Basement Flooding Protection Subsidy Program Summary - 2006 to Q2 2022

Program Participation	Program Expenditures
<ul style="list-style-type: none"> ■ Properties with FPD ■ Properties without FPD <div style="display: flex; justify-content: space-around; margin-top: 10px;"> <div style="text-align: center;">1686</div> <div style="text-align: center;">12369</div> </div>	<ul style="list-style-type: none"> ■ Subsidized by City ■ Cost to Property Owners <div style="display: flex; justify-content: space-around; margin-top: 10px;"> <div style="text-align: center;">\$ 2.99 M</div> <div style="text-align: center;">\$ 2.58 M</div> </div>

Basement Flooding Protection Program Summary

Humber River-Black Creek



Properties With Installed Flooding Protection Device(s) (FPD), 2006 to Q2 2022



Completed Basement Flooding Study Area



Basement Flooding Study Underway



Basement Flooding Study Status - to end of 2022

Study Areas in Ward	Status of Studies	Study Progress in Ward
12	Completed (2010)	<div style="display: flex; justify-content: flex-end; margin-top: 10px;"> <div style="margin-right: 10px;"> Area Studied </div> <div> Study is Underway </div> </div>
13	Completed (2014)	
14	Completed (2009)	
15	Completed (2014)	
45	Completed (2021)	
51	Underway (Began in 2019)	
61	Underway (Began in 2019)	

Basement Flooding Protection Program Implementation Status - to end of 2022

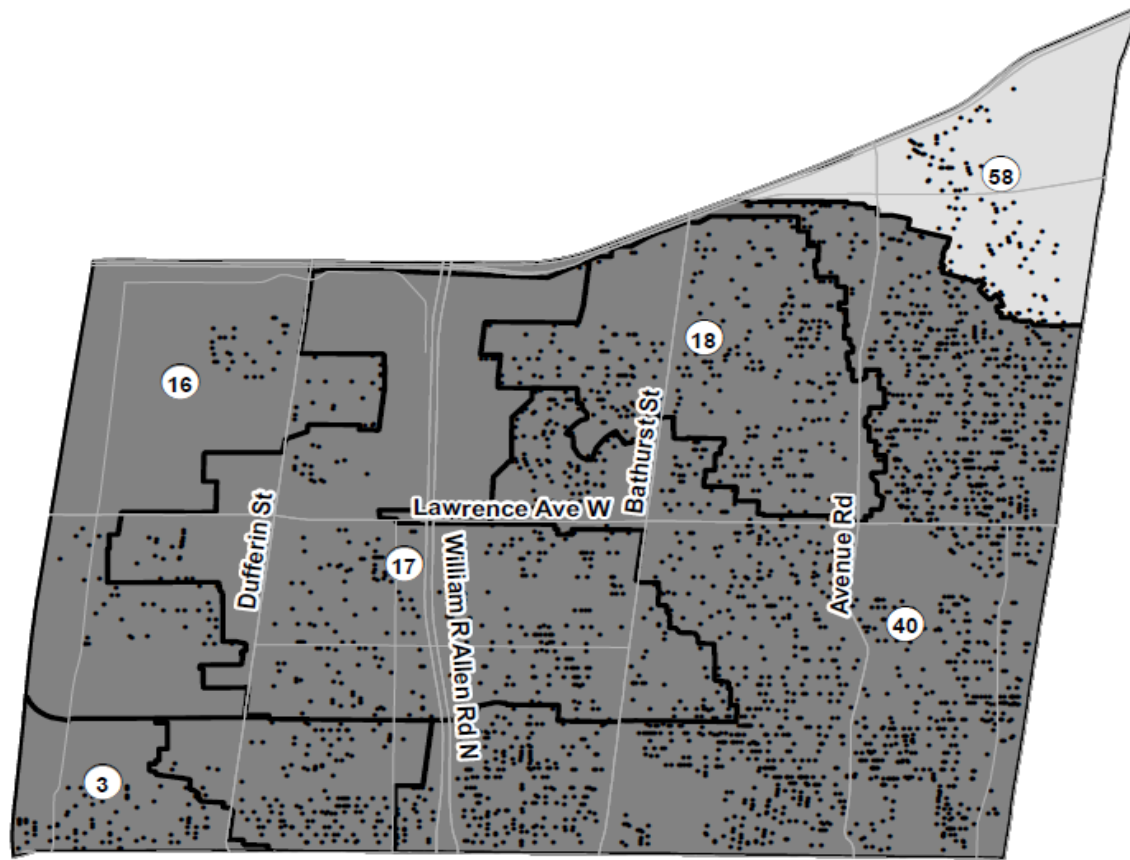
Project Implementation Progress	Project Highlights
<div style="display: flex; align-items: center;"> <div style="margin-left: 20px;"> <ul style="list-style-type: none"> Constructed Under Construction Design Process Initiated Planned for Design Initiation Deferred (exceeds cost per benefitting property) </div> </div>	<ul style="list-style-type: none"> 17.8 km of storm sewer upgrades installed 3.2 km of sanitary sewer upgrades installed

Basement Flooding Protection Subsidy Program Summary - 2006 to Q2 2022

Program Participation	Program Expenditures
<div style="display: flex; justify-content: space-around; align-items: center;"> <div style="text-align: center;"> ■ Properties with FPD 554 </div> <div style="text-align: center;"> ■ Properties without FPD 12514 </div> </div>	<div style="display: flex; justify-content: space-around; align-items: center;"> <div style="text-align: center;"> ■ Subsidized by City \$ 0.90 M </div> <div style="text-align: center;"> ■ Cost to Property Owners \$ 0.85 M </div> </div>

Basement Flooding Protection Program Summary

Eglinton-Lawrence



Properties With Installed Flooding Protection Device(s) (FPD), 2006 to Q2 2022	•	Completed Basement Flooding Study Area	○
		Basement Flooding Study Underway	○

Basement Flooding Study Status - to end of 2022

Study Areas in Ward	Status of Studies	Study Progress in Ward
3	Completed (2011)	<div style="display: flex; justify-content: center; gap: 10px;"> <div style="border: 1px solid black; padding: 2px;">■ Area Studied</div> <div style="border: 1px solid black; padding: 2px;">□ Study is Underway</div> </div>
16	Completed (2012)	
17	Completed (2014)	
18	Completed (2014)	
37	Completed (2018)	
40	Completed (2019)	
58	Underway (Began in 2019)	

Basement Flooding Protection Program Implementation Status - to end of 2022

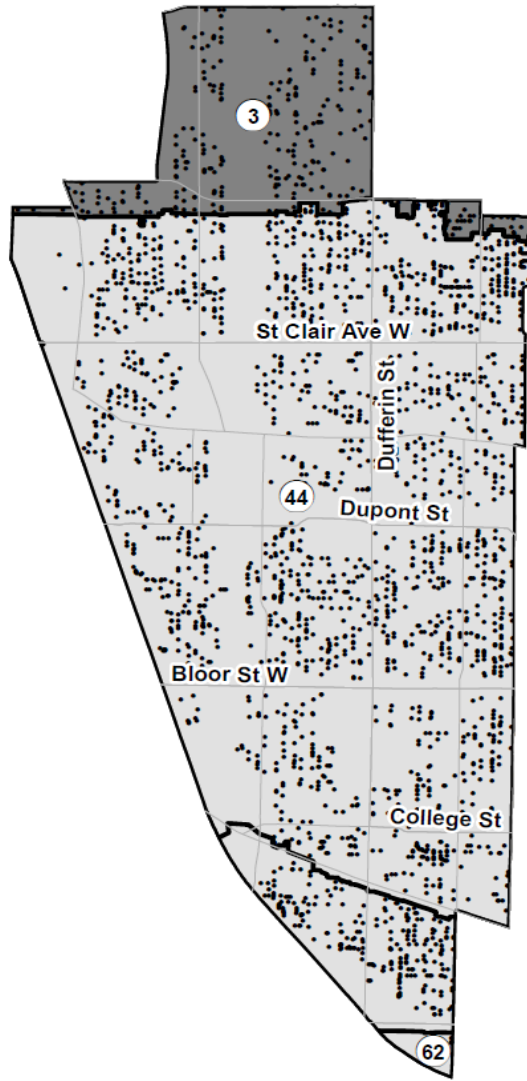
Project Implementation Progress	Project Highlights
<div style="margin-top: 10px;"> <ul style="list-style-type: none"> ■ Constructed ■ Under Construction ■ Design Process Initiated □ Planned for Design Initiation ■ Deferred (exceeds cost per benefitting property) </div>	<ul style="list-style-type: none"> 3.6 km of storm sewer upgrades installed 2.2 km of sanitary sewer upgrades installed

Basement Flooding Protection Subsidy Program Summary - 2006 to Q2 2022

Program Participation	Program Expenditures
<div style="display: flex; justify-content: space-around; align-items: center;"> <div style="text-align: center;"> ■ Properties with FPD 2846 </div> <div style="text-align: center;"> ■ Properties without FPD 16280 </div> </div>	<div style="display: flex; justify-content: space-around; align-items: center;"> <div style="text-align: center;"> ■ Subsidized by City \$ 5.07 M </div> <div style="text-align: center;"> ■ Cost to Property Owners \$ 4.37 M </div> </div>

Basement Flooding Protection Program Summary

Davenport



Properties With Installed Flooding Protection Device(s) (FPD), 2006 to Q2 2022	0	Completed Basement Flooding Study Area	#
		Basement Flooding Study Underway	#

Basement Flooding Study Status - to end of 2022

Study Areas in Ward	Status of Studies	Study Progress in Ward
3	Completed (2011)	
37	Completed (2018)	
42	Underway (Began in 2019)	
44	Underway (Began in 2019)	
62	Underway (Began in 2019)	

Basement Flooding Protection Program Implementation Status - to end of 2022

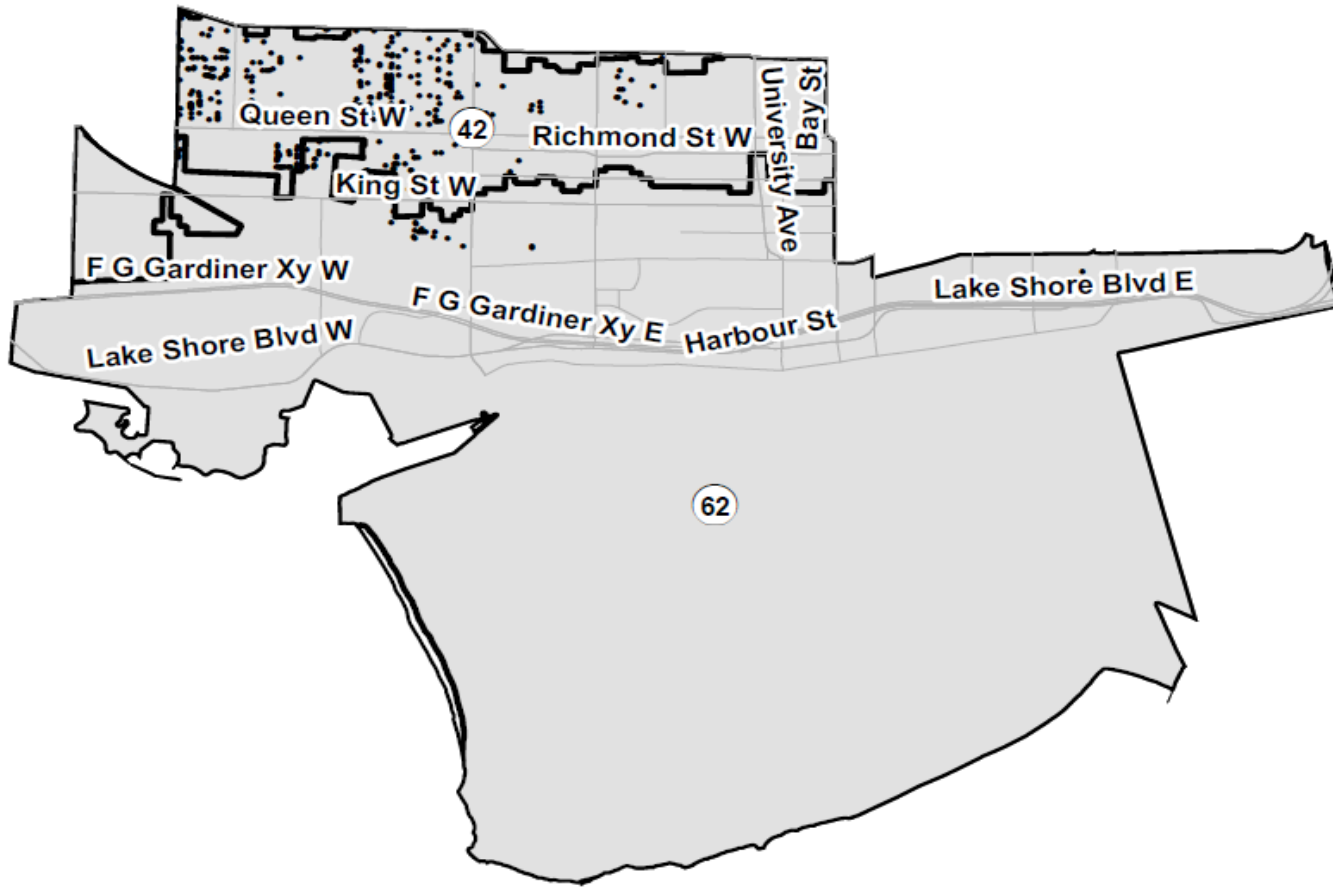
Project Implementation Progress	Project Highlights
<ul style="list-style-type: none"> ■ Constructed ■ Under Construction ■ Design Process Initiated ■ Planned for Design Initiation ■ Deferred (exceeds cost per benefitting property) 	<ul style="list-style-type: none"> Charles Caccia Park Combined Sewer Overflow Tank 1.0 km of storm sewer upgrades installed 200 m of combined sewer upgrades installed

Basement Flooding Protection Subsidy Program Summary - 2006 to Q2 2022

Program Participation	Program Expenditures
<ul style="list-style-type: none"> ■ Properties with FPD ■ Properties without FPD <div style="display: flex; justify-content: space-around; margin-top: 10px;"> <div style="background-color: #4f81bd; color: white; padding: 5px 15px; border: 1px solid black;">2467</div> <div style="background-color: #2e5496; color: white; padding: 5px 15px; border: 1px solid black;">12338</div> </div>	<ul style="list-style-type: none"> ■ Subsidized by City ■ Cost to Property Owners <div style="display: flex; justify-content: space-around; margin-top: 10px;"> <div style="background-color: #2e5496; color: white; padding: 5px 15px; border: 1px solid black;">\$ 4.40 M</div> <div style="background-color: #4f81bd; color: white; padding: 5px 15px; border: 1px solid black;">\$ 3.77 M</div> </div>

Basement Flooding Protection Program Summary

Spadina-Fort York



Properties With Installed Flooding Protection Device(s) (FPD), 2006 to Q2 2022	0	Completed Basement Flooding Study Area	#
		Basement Flooding Study Underway	#

Basement Flooding Study Status - to end of 2022

Study Areas in Ward	Status of Studies	Study Progress in Ward
42	Underway (Began in 2019)	<p style="text-align: center;">100%</p>
44	Underway (Began in 2019)	
62	Underway (Began in 2019)	

Basement Flooding Protection Program Implementation Status - to end of 2022

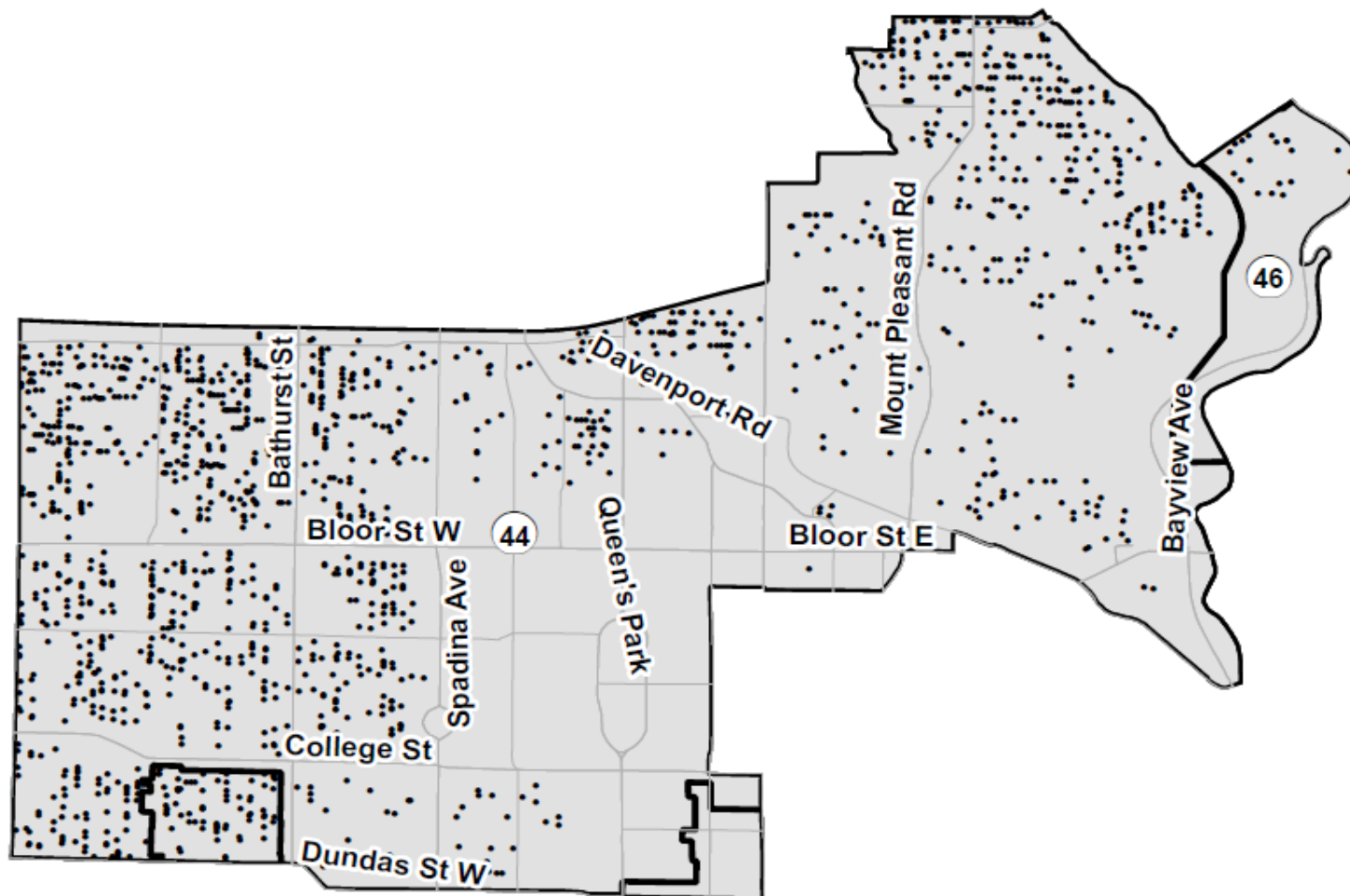
Project Implementation Progress	Project Highlights
<p>Implementation will proceed following completion of the next Basement Flooding Study in this ward</p>	

Basement Flooding Protection Subsidy Program Summary - 2006 to Q2 2022

Program Participation	Program Expenditures
<p>■ Properties with FPD ■ Properties without FPD</p> <div style="display: flex; justify-content: space-around; align-items: center;"> <div style="text-align: center;"> <p>364</p> </div> <div style="text-align: center;"> <p>3513</p> </div> </div>	<p>■ Subsidized by City ■ Cost to Property Owners</p> <div style="display: flex; justify-content: space-around; align-items: center;"> <div style="text-align: center;"> <p>\$ 0.68 M</p> </div> <div style="text-align: center;"> <p>\$ 0.54 M</p> </div> </div>

Basement Flooding Protection Program Summary

University-Rosedale



Properties With Installed Flooding Protection Device(s) (FPD), 2006 to Q2 2022

0

Completed Basement Flooding Study Area

#

Basement Flooding Study Underway

#

Basement Flooding Study Status - to end of 2022

Study Areas in Ward	Status of Studies	Study Progress in Ward
44	Underway (Began in 2019)	<p style="text-align: center; font-weight: bold;">100%</p>
42	Underway (Began in 2019)	
46	Underway (Began in 2019)	

Basement Flooding Protection Program Implementation Status - to end of 2022

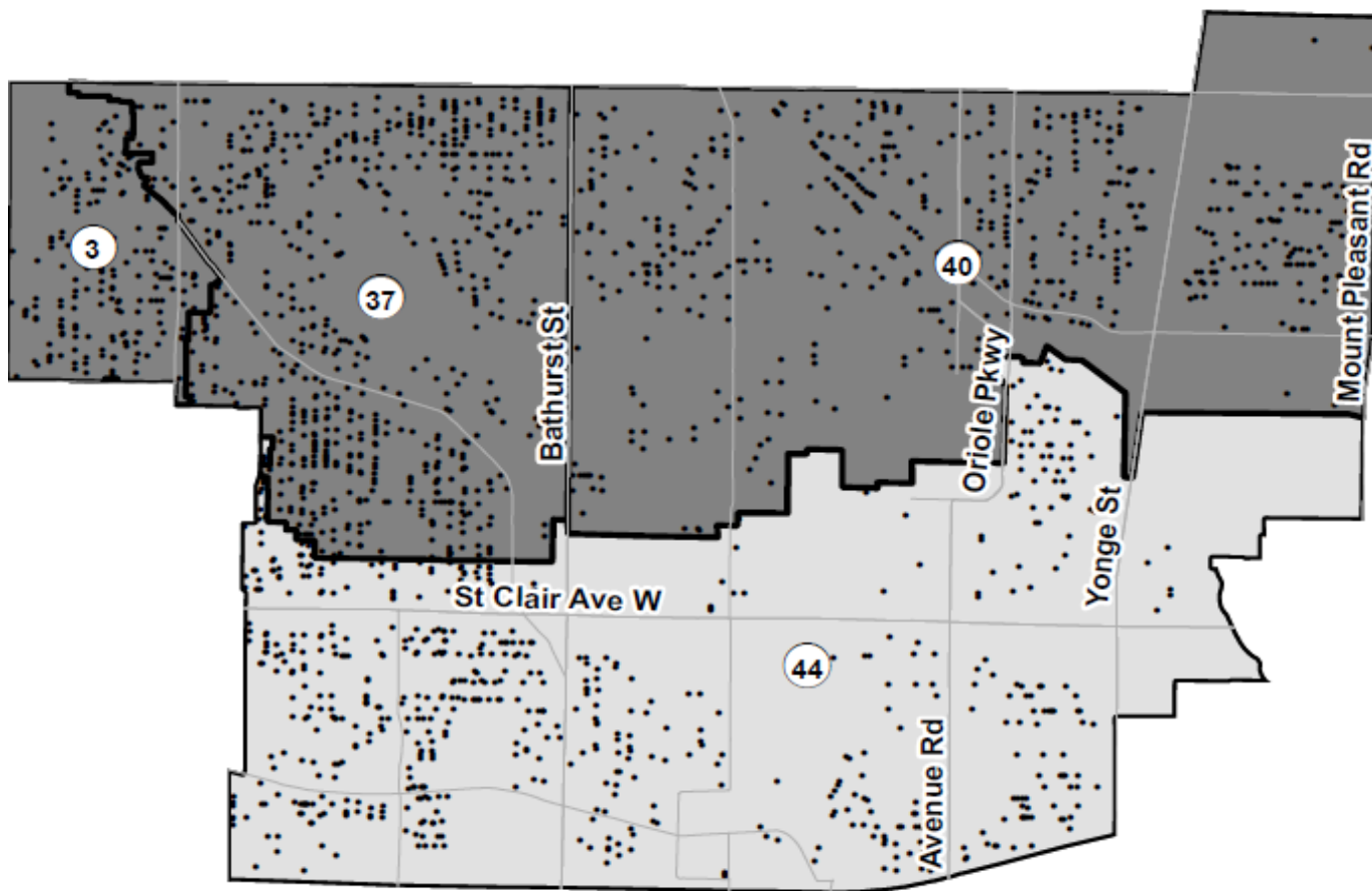
Project Implementation Progress	Project Highlights
<p>Implementation will proceed following completion of the next Basement Flooding Study in this ward</p>	

Basement Flooding Protection Subsidy Program Summary - 2006 to Q2 2022

Program Participation	Program Expenditures
<p>■ Properties with FPD ■ Properties without FPD</p> <div style="display: flex; justify-content: space-around; align-items: center;"> <div style="background-color: #4F81BD; color: white; padding: 5px 10px; border: 1px solid black;">1598</div> <div style="background-color: #2E5496; color: white; padding: 5px 10px; border: 1px solid black;">9642</div> </div>	<p>■ Subsidized by City ■ Cost to Property Owners</p> <div style="display: flex; justify-content: space-around; align-items: center;"> <div style="background-color: #4F81BD; color: white; padding: 5px 10px; border: 1px solid black;">\$ 2.95 M</div> <div style="background-color: #2E5496; color: white; padding: 5px 10px; border: 1px solid black;">\$ 2.44 M</div> </div>

Basement Flooding Protection Program Summary

Toronto-St. Paul's



Properties With Installed Flooding Protection Device(s) (FPD), 2006 to Q2 2022

Completed Basement Flooding Study Area	#
Basement Flooding Study Underway	#

Basement Flooding Study Status - to end of 2022

Study Areas in Ward	Status of Studies	Study Progress in Ward
3	Completed (2011)	
37	Completed (2018)	
40	Completed (2019)	
44	Underway (Began in 2019)	

Basement Flooding Protection Program Implementation Status - to end of 2022

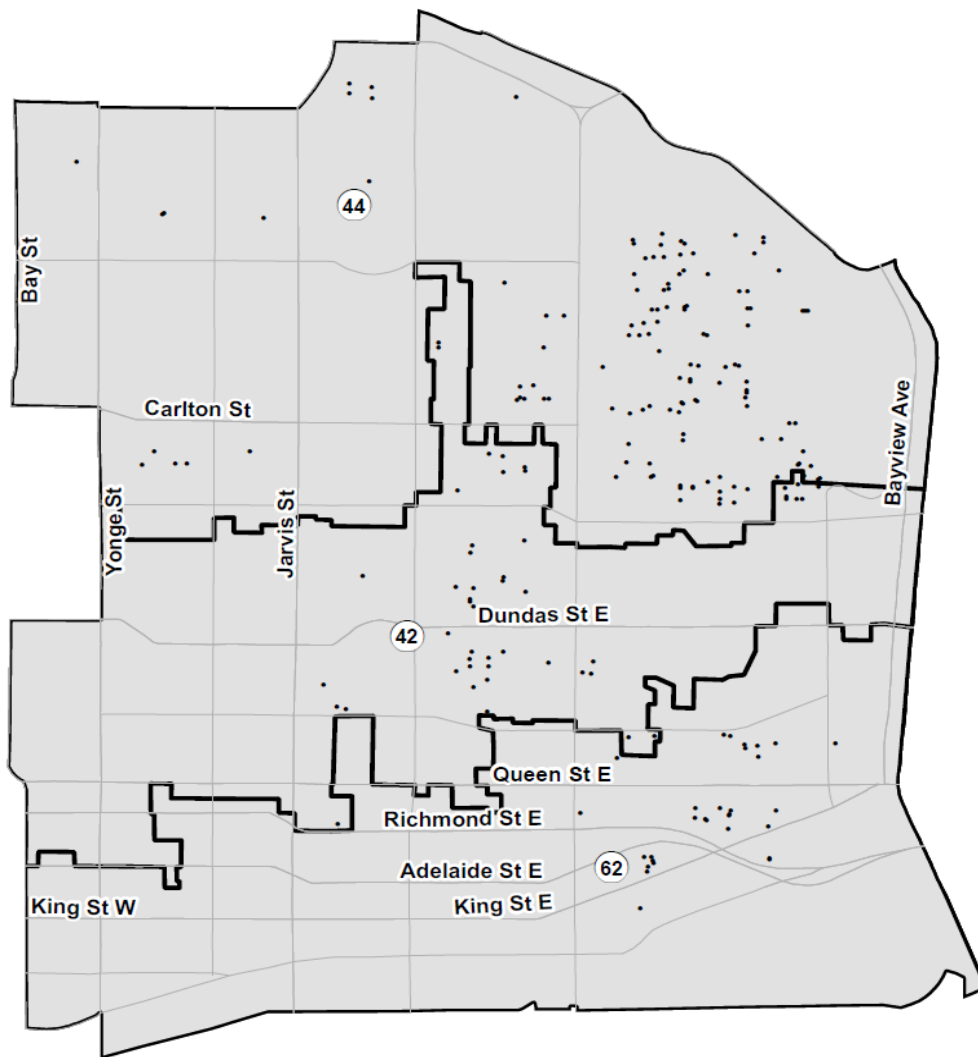
Project Implementation Progress	Project Highlights
<ul style="list-style-type: none"> ■ Constructed ■ Under Construction ■ Planned for Design Initiation ■ Design Process Initiated ■ Deferred (exceeds cost per benefitting property) 	

Basement Flooding Protection Subsidy Program Summary - 2006 to Q2 2022

Program Participation	Program Expenditures
<ul style="list-style-type: none"> ■ Properties with FPD ■ Properties without FPD 	<ul style="list-style-type: none"> ■ Subsidized by City ■ Cost to Property Owners
<p>1989 10854</p>	<p>\$ 3.56 M \$ 3.12 M</p>

Basement Flooding Protection Program Summary

Toronto Centre



Properties With Installed Flooding Protection Device(s) (FPD), 2006 to Q2 2022

0

Completed Basement Flooding Study Area

#

Basement Flooding Study Underway

#

Basement Flooding Study Status - to end of 2022

Study Areas in Ward	Status of Studies	Study Progress in Ward
44	Underway (Began in 2019)	<p>100%</p>
42	Underway (Began in 2019)	
62	Underway (Began in 2019)	

Basement Flooding Protection Program Implementation Status - to end of 2022

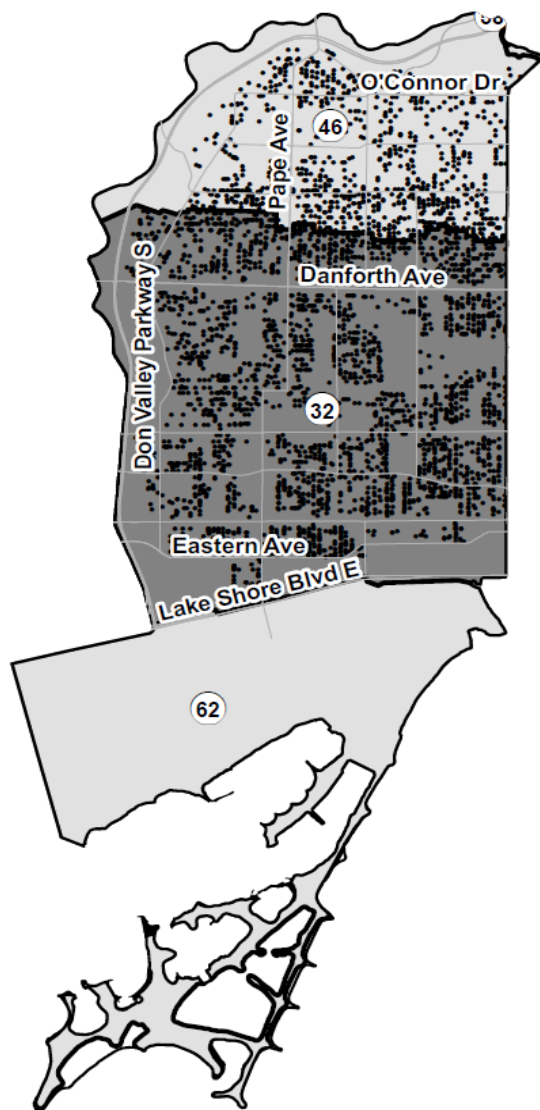
Project Implementation Progress	Project Highlights
<p>Implementation will proceed following completion of the next Basement Flooding Study in this ward</p>	

Basement Flooding Protection Subsidy Program Summary - 2006 to Q2 2022

Program Participation	Program Expenditures
<p>■ Properties with FPD ■ Properties without FPD</p> <p>212 3188</p>	<p>■ Subsidized by City ■ Cost to Property Owners</p> <p>\$ 0.37 M \$ 0.30 M</p>

Basement Flooding Protection Program Summary

Toronto-Danforth



Properties With Installed Flooding Protection Device(s) (FPD), 2006 to Q2 2022



Completed Basement Flooding Study Area

#

Basement Flooding Study Underway

#

Basement Flooding Study Status - to end of 2022

Study Areas in Ward	Status of Studies	Study Progress in Ward
32	Completed (2012)	<p>52% 48%</p> <ul style="list-style-type: none"> Area Studied Study is Underway
46		
62	Underway (Began in 2019)	

Basement Flooding Protection Program Implementation Status - to end of 2022

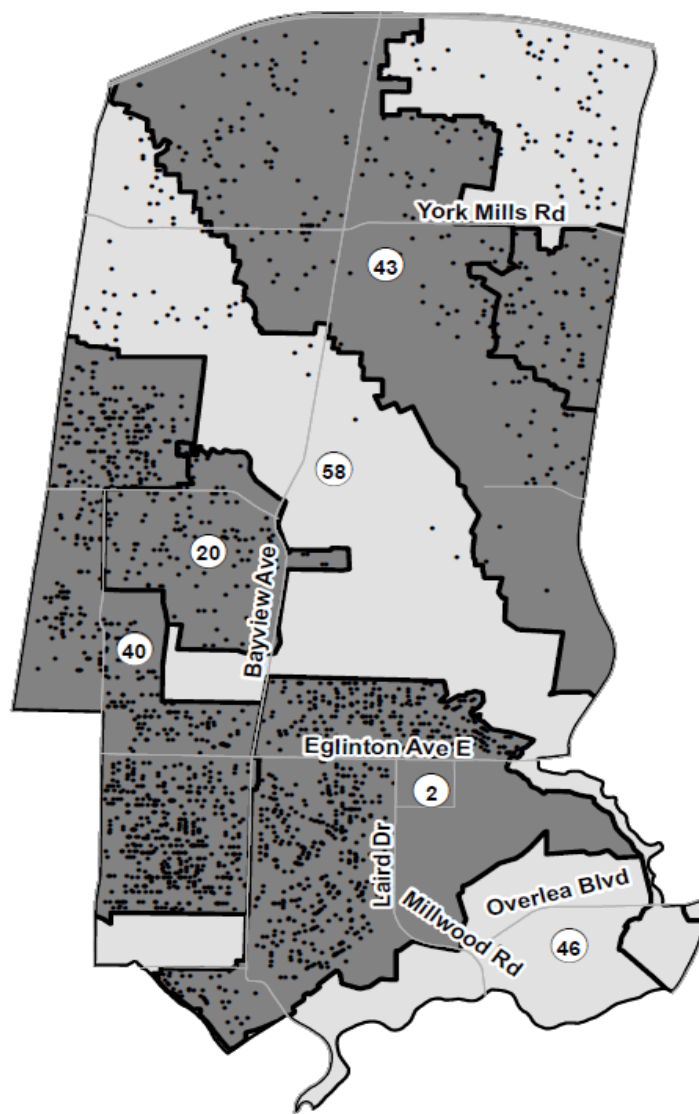
Project Implementation Progress	Project Highlights
<p>\$ 0.4 M, 3%</p> <p>TOTAL \$14 M</p> <p>\$ 14 M, 97%</p> <ul style="list-style-type: none"> Constructed Under Construction Design Process Initiated Planned for Design Initiation Deferred (exceeds cost per benefitting property) 	<ul style="list-style-type: none"> 150 m of storm sewer upgrades installed

Basement Flooding Protection Subsidy Program Summary - 2006 to Q2 2022

Program Participation	Program Expenditures
<ul style="list-style-type: none"> Properties with FPD: 3700 Properties without FPD: 17511 	<ul style="list-style-type: none"> Subsidized by City: \$ 6.62 M Cost to Property Owners: \$ 5.41 M

Basement Flooding Protection Program Summary

Don Valley West



Properties With Installed Flooding Protection Device(s) (FPD), 2006 to Q2 2022



Completed Basement Flooding Study Area



Basement Flooding Study Underway



Basement Flooding Study Status - to end of 2022

Study Areas in Ward	Status of Studies	Study Progress in Ward
2	Completed (2015)	<p>44% Area Studied 56% Study is Underway</p>
20	Completed (2019)	
21	Completed (2016)	
40	Completed (2019)	
43	Completed (2020)	
44	Underway (Began in 2019)	
46	Underway (Began in 2019)	
55	Underway (Began in 2019)	
58	Underway (Began in 2019)	

Basement Flooding Protection Program Implementation Status - to end of 2022

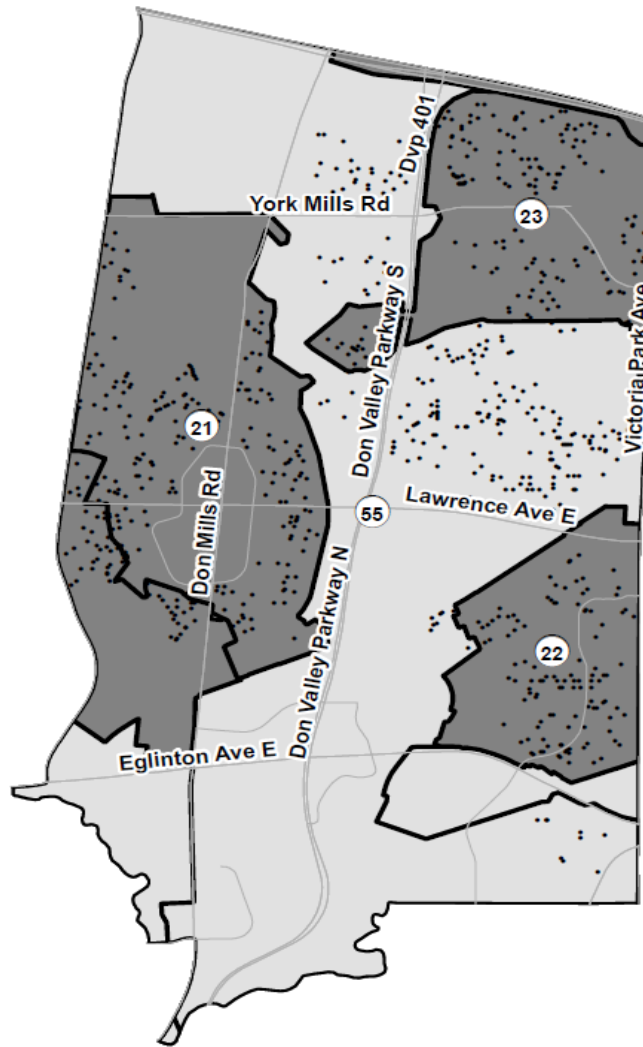
Project Implementation Progress	Project Highlights
<p>TOTAL \$371 M</p> <ul style="list-style-type: none"> \$211 M, 57% \$145 M, 39% \$13 M, 3% \$2 M, 1% 	<ul style="list-style-type: none"> Constructed Under Construction Design Process Initiated Planned for Design Initiation Deferred (exceeds cost per benefitting property)
	<ul style="list-style-type: none"> 800 m of storm sewer upgrades installed 100 m of combined sewer upgrades installed

Basement Flooding Protection Subsidy Program Summary - 2006 to Q2 2022

Program Participation	Program Expenditures
<p>■ Properties with FPD ■ Properties without FPD</p> <p>2038 14768</p>	<p>■ Subsidized by City ■ Cost to Property Owners</p> <p>\$ 3.42 M \$ 3.13 M</p>

Basement Flooding Protection Program Summary

Don Valley East



Properties With Installed Flooding Protection Device(s) (FPD), 2006 to Q2 2022	.	Completed Basement Flooding Study Area	#
		Basement Flooding Study Underway	#

Basement Flooding Study Status - to end of 2022

Study Areas in Ward	Status of Studies	Study Progress in Ward
21	Completed (2016)	<div style="display: flex; justify-content: center; align-items: center; gap: 10px;"> <div style="width: 15px; height: 15px; background-color: #666; border: 1px solid black;"></div> Area Studied <div style="width: 15px; height: 15px; background-color: #ccc; border: 1px solid black;"></div> Study is Underway </div>
22	Completed (2014)	
23	Completed (2016)	
30	Completed (2008)	
43	Completed (2020)	
47	Underway (Began in 2019)	
55	Underway (Began in 2019)	
58	Underway (Began in 2019)	

Basement Flooding Protection Program Implementation Status - to end of 2022

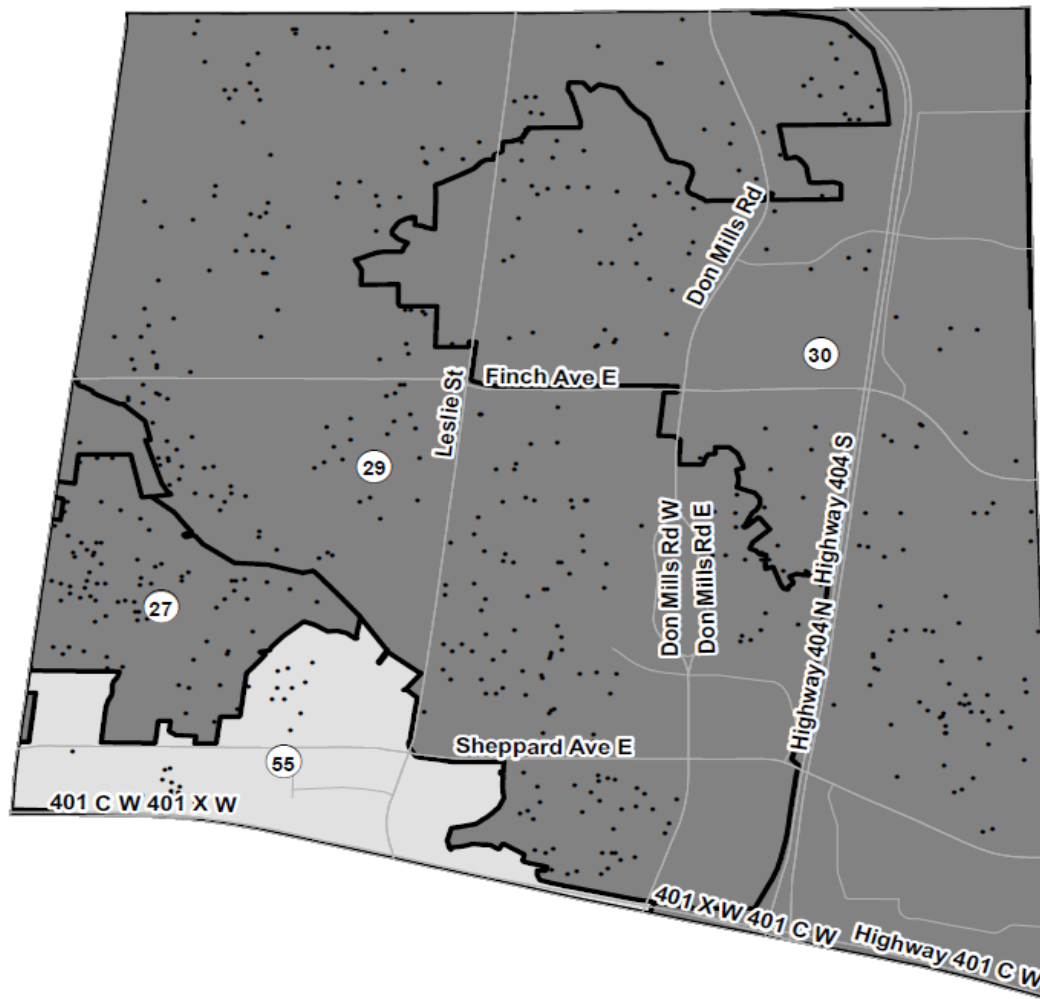
Project Implementation Progress	Project Highlights
<div style="display: flex; justify-content: space-around; margin-top: 10px;"> <div style="text-align: center;"> <p>■ Constructed</p> <p>■ Under Construction</p> <p>■ Design Process Initiated</p> <p>■ Planned for Design Initiation</p> <p>■ Deferred (exceeds cost per benefitting property)</p> </div> </div>	

Basement Flooding Protection Subsidy Program Summary - 2006 to Q2 2022

Program Participation	Program Expenditures
<div style="display: flex; justify-content: space-around; margin-bottom: 5px;"> ■ Properties with FPD ■ Properties without FPD </div> <div style="display: flex; justify-content: space-around; align-items: center;"> <div style="width: 45%; text-align: center;"> <p>766</p> </div> <div style="width: 55%; text-align: center;"> <p>8142</p> </div> </div>	<div style="display: flex; justify-content: space-around; margin-bottom: 5px;"> ■ Subsidized by City ■ Cost to Property Owners </div> <div style="display: flex; justify-content: space-around; align-items: center;"> <div style="width: 45%; text-align: center;"> <p>\$ 1.20 M</p> </div> <div style="width: 55%; text-align: center;"> <p>\$ 1.21 M</p> </div> </div>

Basement Flooding Protection Program Summary

Don Valley North



Properties With Installed Flooding Protection Device(s) (FPD), 2006 to Q2 2022	•	Completed Basement Flooding Study Area	○
		Basement Flooding Study Underway	○

Basement Flooding Study Status - to end of 2022

Study Areas in Ward	Status of Studies	Study Progress in Ward
27	Completed (2008)	<div style="display: flex; justify-content: space-around; margin-top: 10px;"> <div style="text-align: center;"> Area Studied </div> <div style="text-align: center;"> Study is Underway </div> </div>
28	Completed (2008)	
29	Completed (2014)	
30	Completed (2008)	
55	Underway (Began in 2019)	

Basement Flooding Protection Program Implementation Status - to end of 2022

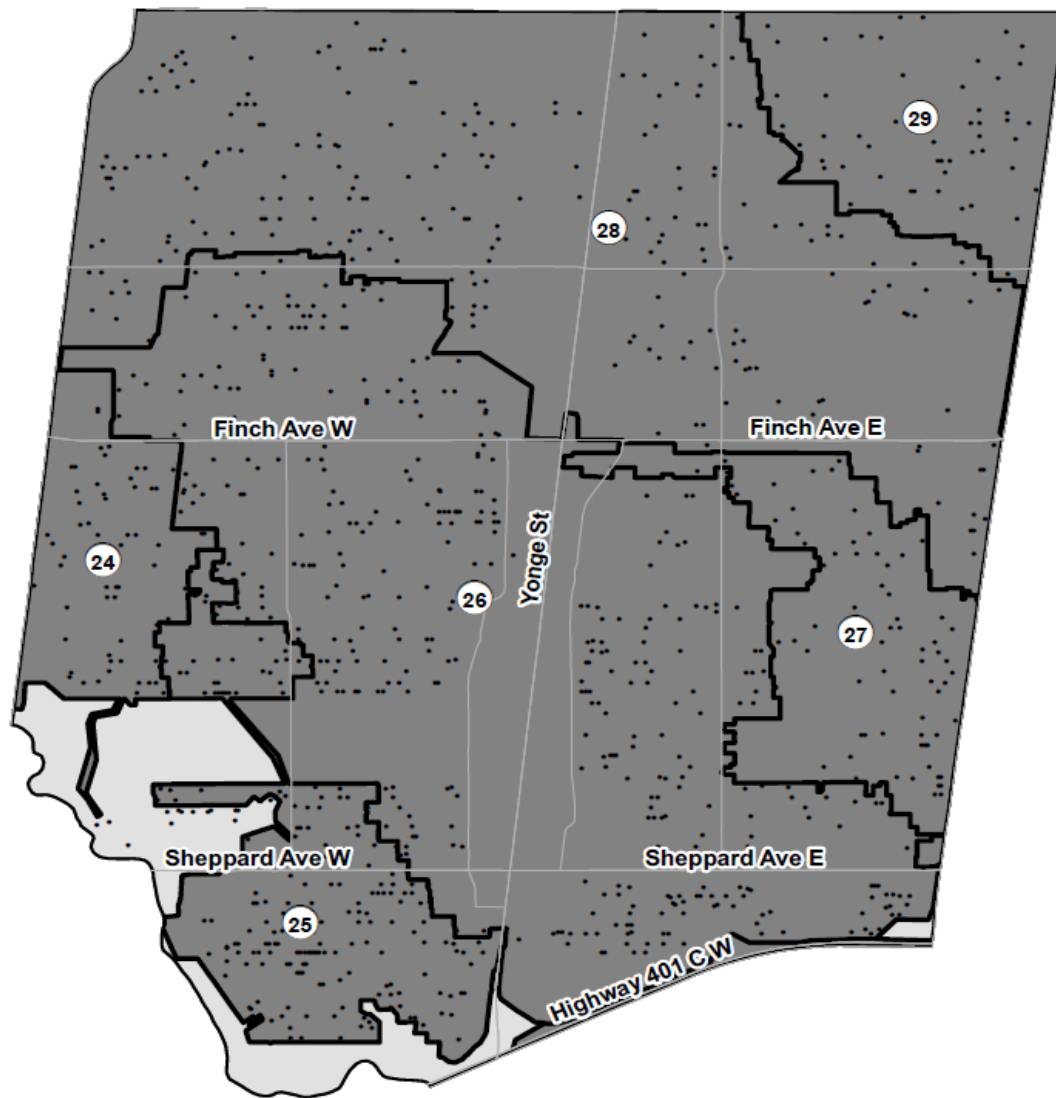
Project Implementation Progress	Project Highlights
<div style="display: flex; align-items: center;"> <div style="flex: 1;"> <p style="text-align: center;">TOTAL \$293 M</p> </div> <div style="flex: 1; border: 1px solid black; padding: 5px; margin-left: 10px;"> <ul style="list-style-type: none"> Constructed Under Construction Design Process Initiated Planned for Design Initiation Deferred (exceeds cost per benefitting property) </div> </div>	<ul style="list-style-type: none"> Muirhead Park Stormwater Pond Old Sheppard Stormwater Storage Tank 6.2 km of storm sewer upgrades installed 1.2 km of sanitary sewer upgrades installed

Basement Flooding Protection Subsidy Program Summary - 2006 to Q2 2022

Program Participation	Program Expenditures
<div style="display: flex; justify-content: space-around; align-items: center;"> <div style="text-align: center;"> Properties with FPD 531 </div> <div style="text-align: center;"> Properties without FPD 14697 </div> </div>	<div style="display: flex; justify-content: space-around; align-items: center;"> <div style="text-align: center;"> Subsidized by City \$ 0.86 M </div> <div style="text-align: center;"> Cost to Property Owners \$ 0.83 M </div> </div>

Basement Flooding Protection Program Summary

Willowdale



Properties With Installed Flooding Protection Device(s) (FPD), 2006 to Q2 2022	.	Completed Basement Flooding Study Area	#
		Basement Flooding Study Underway	#

Basement Flooding Study Status - to end of 2022

Study Areas in Ward	Status of Studies	Study Progress in Ward
24	Completed (2014)	<p>7%</p> <p>93%</p> <p>Area Studied</p> <p>Study is Underway</p>
25	Completed (2016)	
26	Completed (2016)	
	Completed (2008)	
	Completed (2008)	
	Completed (2014)	
	Completed (2020)	
	Underway (Began in 2019)	

Basement Flooding Protection Program Implementation Status - to end of 2022

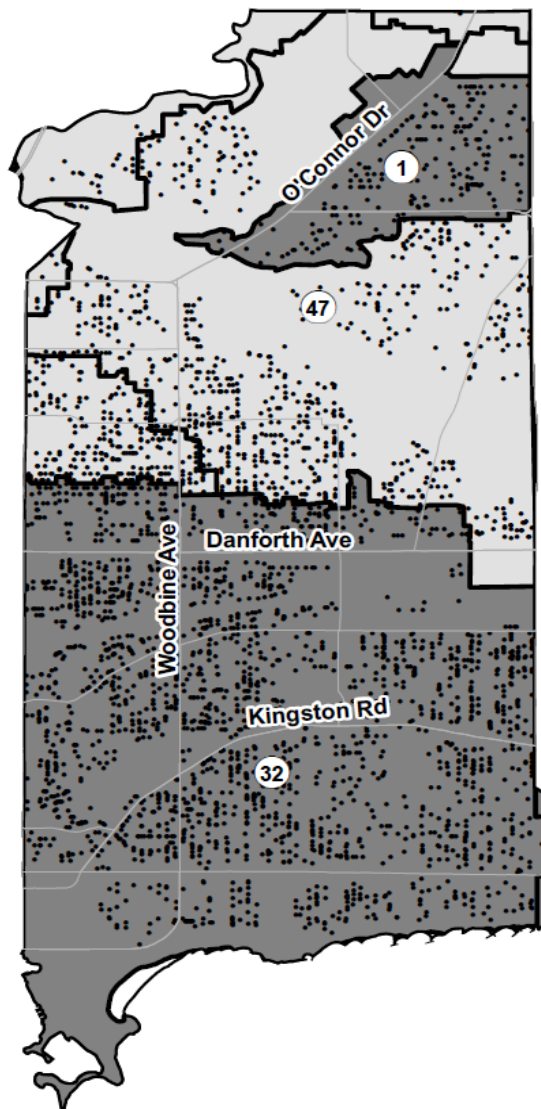
Project Implementation Progress	Project Highlights
<p>\$ 70 M, 46%</p> <p>\$ 59 M, 39%</p> <p>\$ 15 M, 10%</p> <p>\$ 8 M, 5%</p> <p>TOTAL \$152 M</p> <ul style="list-style-type: none"> Constructed Under Construction Design Process Initiated Planned for Design Initiation Deferred (exceeds cost per benefitting property) 	<ul style="list-style-type: none"> Moore Park Stormwater Pond 14.5 km of storm sewer upgrades installed 1.1 km of sanitary sewer upgrades installed

Basement Flooding Protection Subsidy Program Summary - 2006 to Q2 2022

Program Participation	Program Expenditures
<p>■ Properties with FPD ■ Properties without FPD</p> <p>1056 14303</p>	<p>■ Subsidized by City ■ Cost to Property Owners</p> <p>\$ 1.80 M \$ 1.56 M</p>

Basement Flooding Protection Program Summary

Ward 19 - Beaches-East York



Properties With Installed Flooding Protection Device(s) (FPD), 2006 to Q2 2022

•	Completed Basement Flooding Study Area	#
	Basement Flooding Study Underway	#

Basement Flooding Study Status - to end of 2022

Study Areas in Ward	Status of Studies	Study Progress in Ward
1	Completed (2014)	<div style="display: flex; justify-content: space-around; margin-top: 10px;"> <div style="text-align: center;"> Area Studied </div> <div style="text-align: center;"> Study is Underway </div> </div>
32	Completed (2012)	
46	Underway (Began in 2019)	
	Underway (Began in 2019)	

Basement Flooding Protection Program Implementation Status - to end of 2022

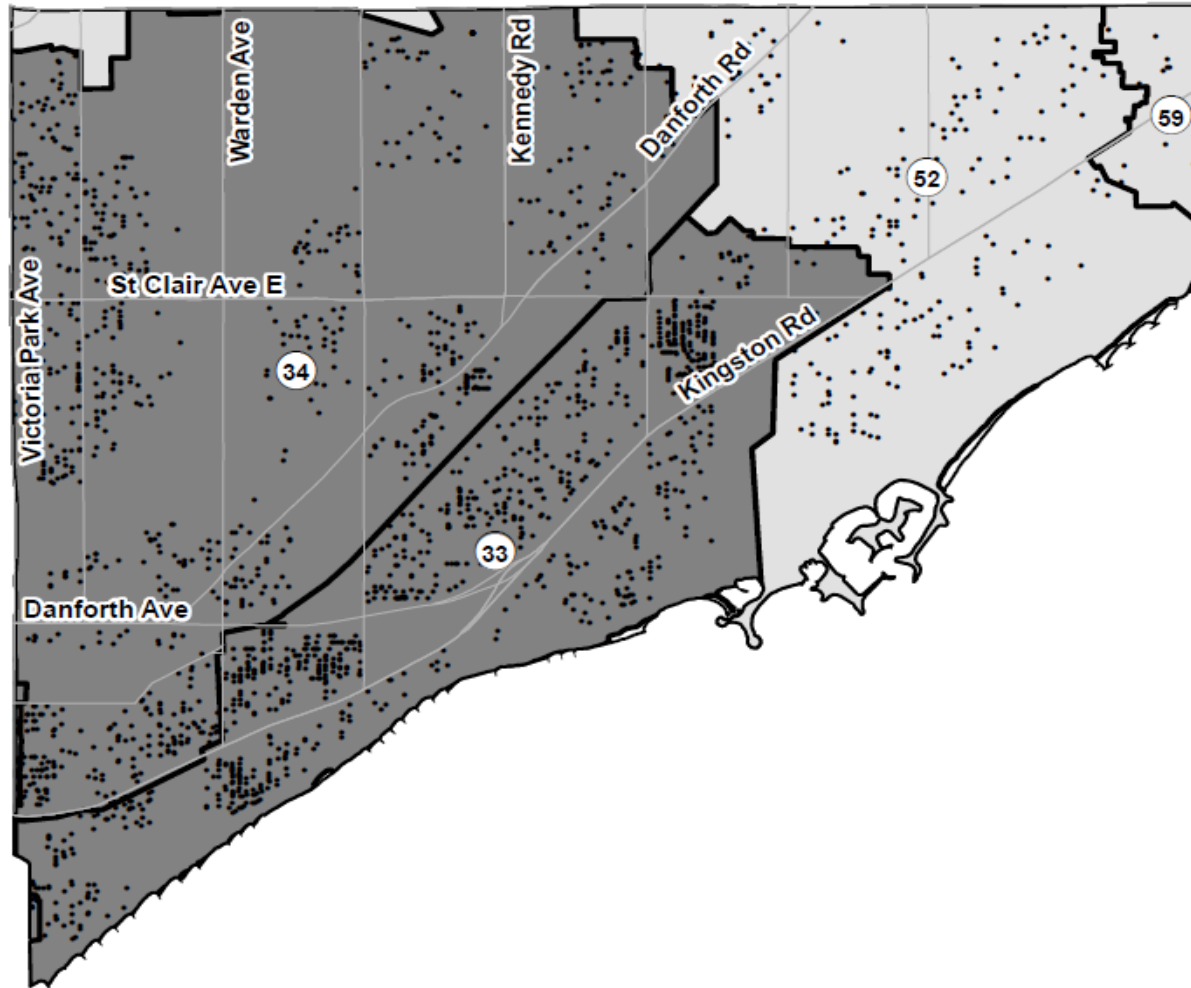
Project Implementation Progress	Project Highlights
<div style="margin-top: 10px;"> <ul style="list-style-type: none"> Constructed Under Construction Design Process Initiated Planned for Design Initiation Deferred (exceeds cost per benefitting property) </div>	<ul style="list-style-type: none"> 250 m of combined sewer upgrades installed

Basement Flooding Protection Subsidy Program Summary - 2006 to Q2 2022

Program Participation	Program Expenditures
<div style="display: flex; justify-content: space-around; margin-bottom: 5px;"> ■ Properties with FPD ■ Properties without FPD </div> <div style="display: flex; justify-content: space-around; align-items: center;"> <div style="background-color: #4a7ebb; color: white; padding: 10px 20px; border: 1px solid black;">3375</div> <div style="background-color: #1f4e79; color: white; padding: 10px 20px; border: 1px solid black;">17717</div> </div>	<div style="display: flex; justify-content: space-around; margin-bottom: 5px;"> ■ Subsidized by City ■ Cost to Property Owners </div> <div style="display: flex; justify-content: space-around; align-items: center;"> <div style="background-color: #1f4e79; color: white; padding: 10px 20px; border: 1px solid black;">\$ 5.62 M</div> <div style="background-color: #4a7ebb; color: white; padding: 10px 20px; border: 1px solid black;">\$ 5.14 M</div> </div>

Basement Flooding Protection Program Summary

Ward 20 - Scarborough Southwest



Properties With Installed Flooding Protection Device(s) (FPD), 2006 to Q2 2022

•

Completed Basement Flooding Study Area

#

Basement Flooding Study Underway

#

Basement Flooding Study Status - to end of 2022

Study Areas in Ward	Status of Studies	Study Progress in Ward
33	Completed (2011)	<div style="display: flex; justify-content: center; gap: 10px; margin-top: 10px;"> <div style="width: 15px; height: 15px; background-color: #666; border: 1px solid black;"></div> Area Studied <div style="width: 15px; height: 15px; background-color: #ccc; border: 1px solid black; margin-left: 20px;"></div> Study is Underway </div>
34	Completed (2019)	
47	Underway (Began in 2019)	
52	Underway (Began in 2019)	
59	Underway (Began in 2019)	

Basement Flooding Protection Program Implementation Status - to end of 2022

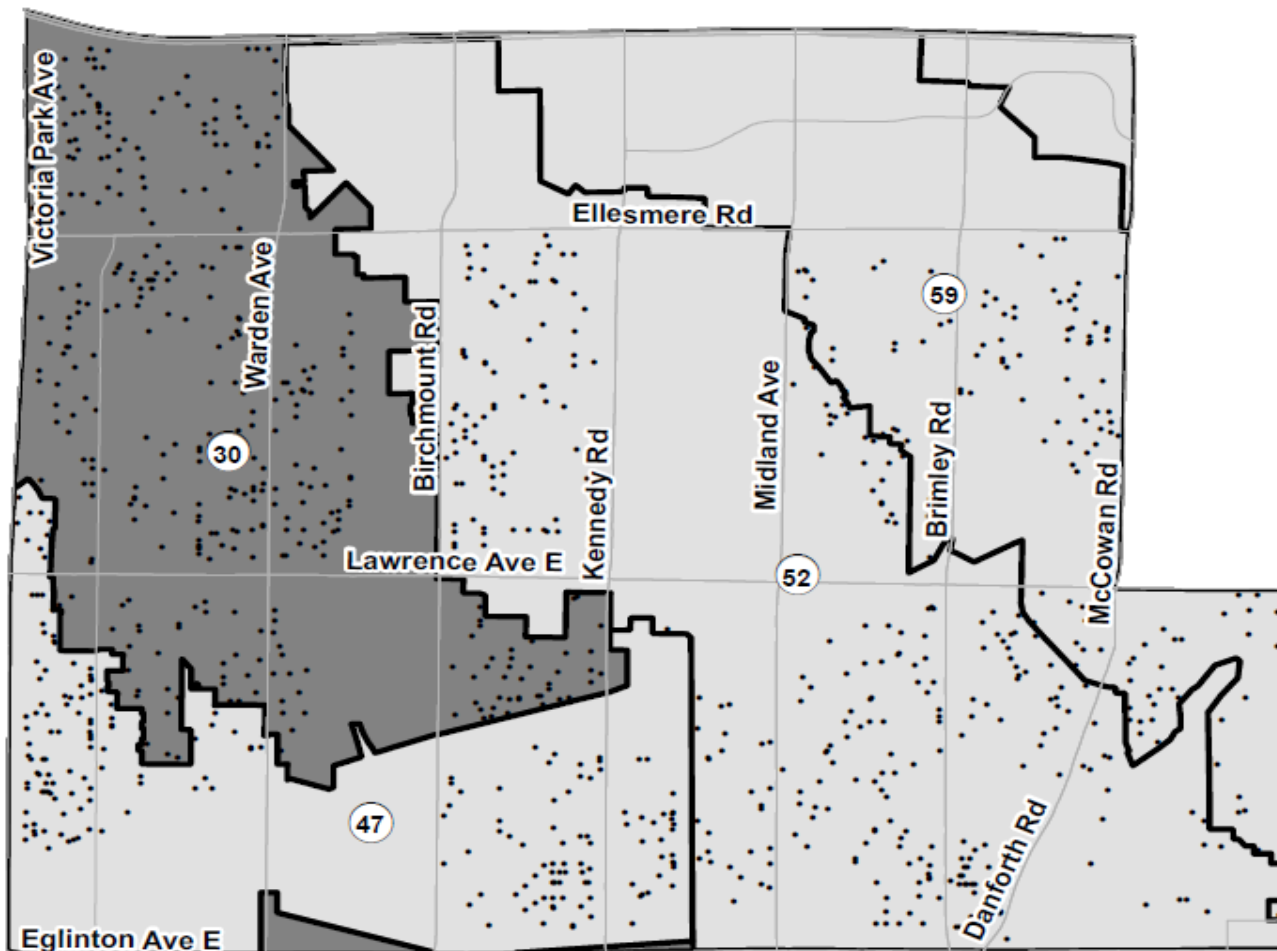
Project Implementation Progress	Project Highlights
<div style="display: flex; justify-content: center; gap: 10px; margin-top: 10px;"> <div style="width: 15px; height: 15px; background-color: #004a87; border: 1px solid black;"></div> Constructed <div style="width: 15px; height: 15px; background-color: #0070c0; border: 1px solid black; margin-left: 10px;"></div> Under Construction <div style="width: 15px; height: 15px; background: repeating-linear-gradient(45deg, transparent, transparent 2px, #ccc 2px, #ccc 4px); border: 1px solid black; margin-left: 10px;"></div> Design Process Initiated <div style="width: 15px; height: 15px; background-color: #ccc; border: 1px solid black; margin-left: 10px;"></div> Planned for Design Initiation <div style="width: 15px; height: 15px; background: radial-gradient(circle, #ccc 1px, transparent 1px); background-size: 4px 4px; border: 1px solid black; margin-left: 10px;"></div> Deferred (exceeds cost per benefitting property) </div>	

Basement Flooding Protection Subsidy Program Summary - 2006 to Q2 2022

Program Participation	Program Expenditures
<div style="display: flex; justify-content: space-around; font-size: small;"> ■ Properties with FPD ■ Properties without FPD </div> <div style="display: flex; justify-content: space-around; margin-top: 10px;"> <div style="width: 45%; background-color: #004a87; color: white; padding: 5px; text-align: center;">1983</div> <div style="width: 55%; background-color: #0070c0; color: white; padding: 5px; text-align: center;">19171</div> </div>	<div style="display: flex; justify-content: space-around; font-size: small;"> ■ Subsidized by City ■ Cost to Property Owners </div> <div style="display: flex; justify-content: space-around; margin-top: 10px;"> <div style="width: 45%; background-color: #004a87; color: white; padding: 5px; text-align: center;">\$ 3.35 M</div> <div style="width: 55%; background-color: #0070c0; color: white; padding: 5px; text-align: center;">\$ 2.96 M</div> </div>

Basement Flooding Protection Program Summary

Scarborough Centre



Properties With Installed Flooding Protection Device(s) (FPD), 2006 to Q2 2022	.	Completed Basement Flooding Study Area	#
		Basement Flooding Study Underway	#

Basement Flooding Study Status - to end of 2022

Study Areas in Ward	Status of Studies	Study Progress in Ward
30	Completed (2008)	<div style="display: flex; justify-content: center; gap: 10px;"> <div style="border: 1px solid black; padding: 2px;">■ Area Studied</div> <div style="border: 1px solid black; padding: 2px;">□ Study is Underway</div> </div>
34	Completed (2019)	
47	Underway (Began in 2019)	
52	Underway (Began in 2019)	
59	Underway (Began in 2019)	
60	Underway (Began in 2019)	

Basement Flooding Protection Program Implementation Status - to end of 2022

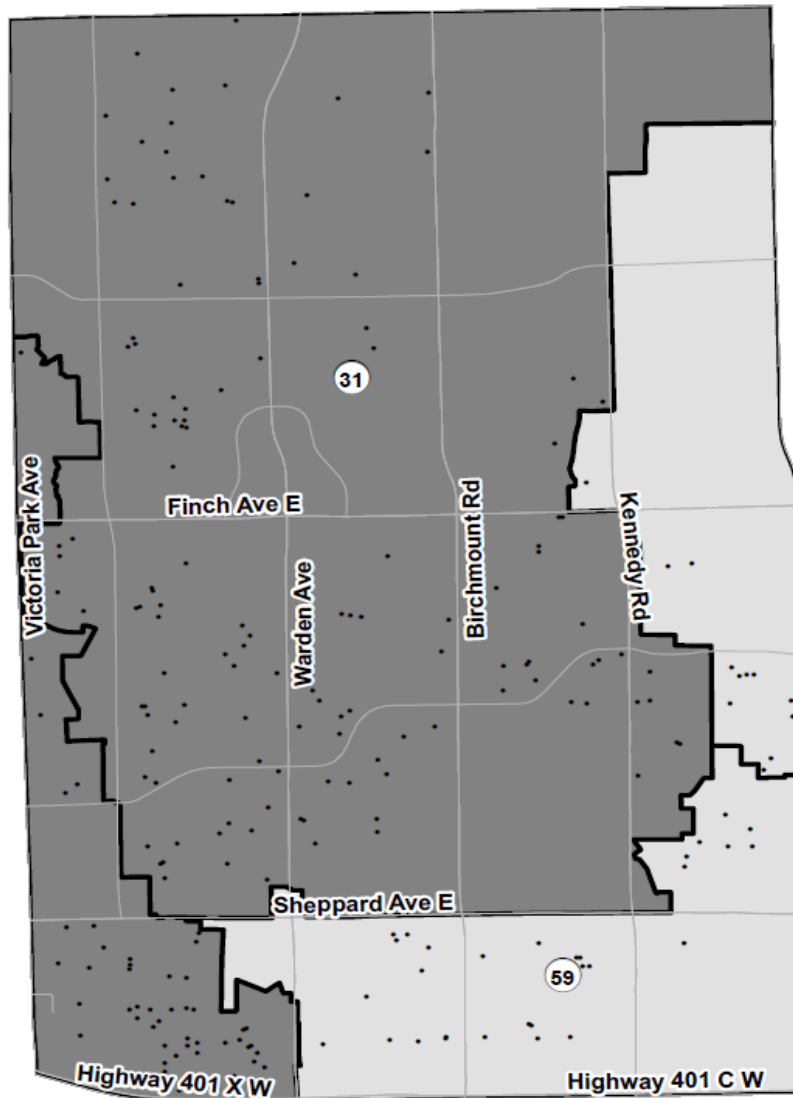
Project Implementation Progress	Project Highlights
<p style="text-align: center;">TOTAL \$44 M</p> <p>\$ 44 M, 100%</p> <ul style="list-style-type: none"> ■ Constructed ■ Under Construction ■ Design Process Initiated ■ Planned for Design Initiation ■ Deferred (exceeds cost per benefiting property) 	

Basement Flooding Protection Subsidy Program Summary - 2006 to Q2 2022

Program Participation	Program Expenditures
<ul style="list-style-type: none"> ■ Properties with FPD ■ Properties without FPD <div style="display: flex; justify-content: space-around; align-items: center;"> <div style="text-align: center;"> <p>962</p> </div> <div style="text-align: center;"> <p>16594</p> </div> </div>	<ul style="list-style-type: none"> ■ Subsidized by City ■ Cost to Property Owners <div style="display: flex; justify-content: space-around; align-items: center;"> <div style="text-align: center;"> <p>\$ 1.64 M</p> </div> <div style="text-align: center;"> <p>\$ 1.48 M</p> </div> </div>

Basement Flooding Protection Program Summary

Scarborough-Agincourt



Properties With Installed Flooding Protection Device(s) (FPD), 2006 to Q2 2022

Completed Basement Flooding Study Area

Basement Flooding Study Underway

Basement Flooding Study Status - to end of 2022

Study Areas in Ward	Status of Studies	Study Progress in Ward
30	Completed (2008)	<p>Legend: ■ Area Studied □ Study is Underway</p>
31	Completed (2011)	
59	Underway (Began in 2019)	
60	Underway (Began in 2019)	

Basement Flooding Protection Program Implementation Status - to end of 2022

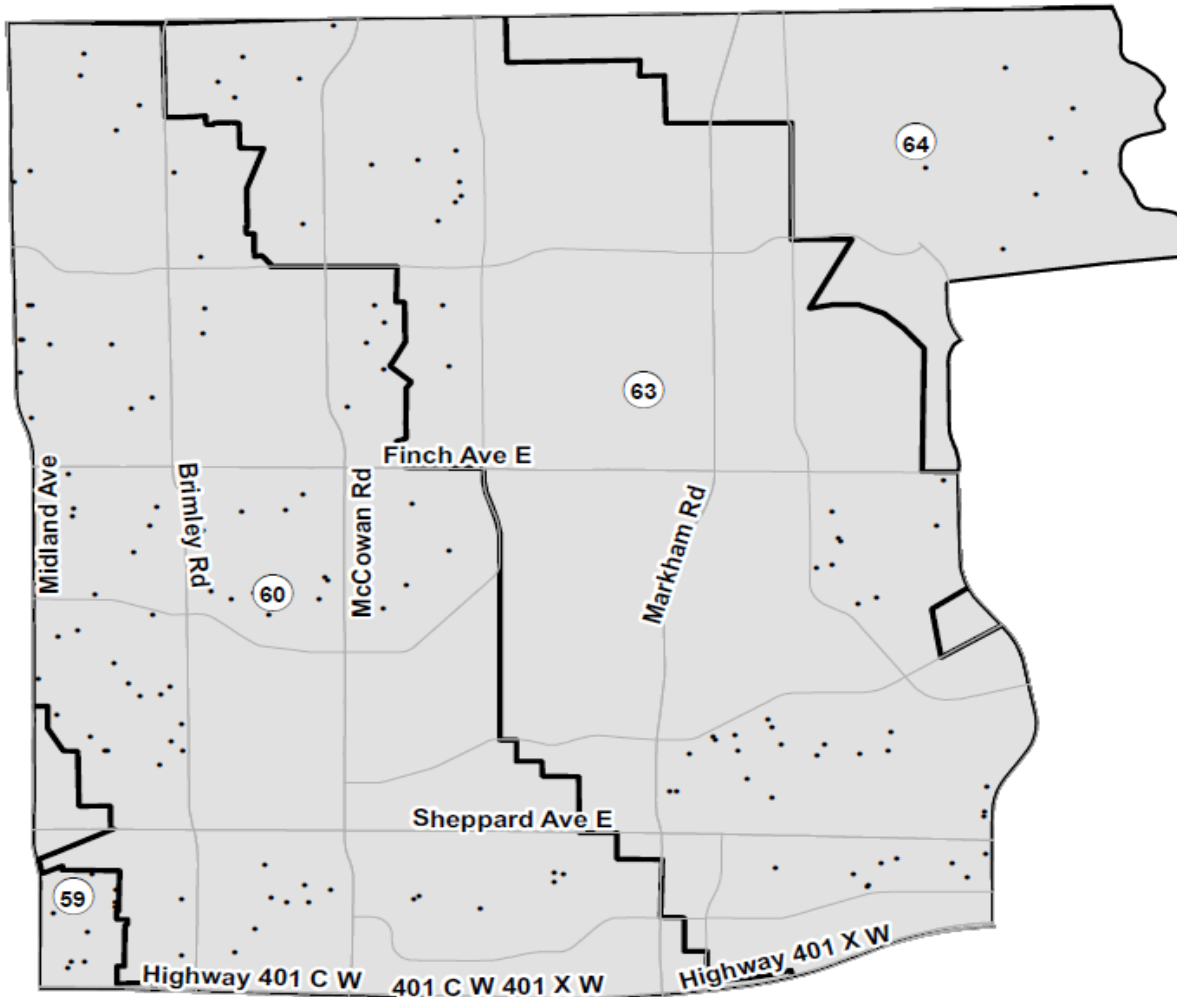
Project Implementation Progress	Project Highlights
<p>Legend: ■ Constructed ■ Under Construction ■ Design Process Initiated ■ Planned for Design Initiation ■ Deferred (exceeds cost per benefitting property)</p>	<ul style="list-style-type: none"> 1.7 km of storm sewer upgrades installed 300 m of sanitary sewer upgrades installed

Basement Flooding Protection Subsidy Program Summary - 2006 to Q2 2022

Program Participation	Program Expenditures
<p>Legend: ■ Properties with FPD, ■ Properties without FPD</p> <p>233 (Properties with FPD) 15131 (Properties without FPD)</p>	<p>Legend: ■ Subsidized by City, ■ Cost to Property Owners</p> <p>\$ 0.40 M (Subsidized by City) \$ 0.36 M (Cost to Property Owners)</p>

Basement Flooding Protection Program Summary

Scarborough North



Properties With Installed Flooding Protection Device(s) (FPD), 2006 to Q2 2022

•

Completed Basement Flooding Study Area

#

Basement Flooding Study Underway

#

Basement Flooding Study Status - to end of 2022

Study Areas in Ward	Status of Studies	Study Progress in Ward
59	Underway (Began in 2019)	<p style="text-align: center; font-weight: bold;">100%</p>
60	Underway (Began in 2019)	
63	Underway (Began in 2019)	
64	Underway (Began in 2019)	

Basement Flooding Protection Program Implementation Status - to end of 2022

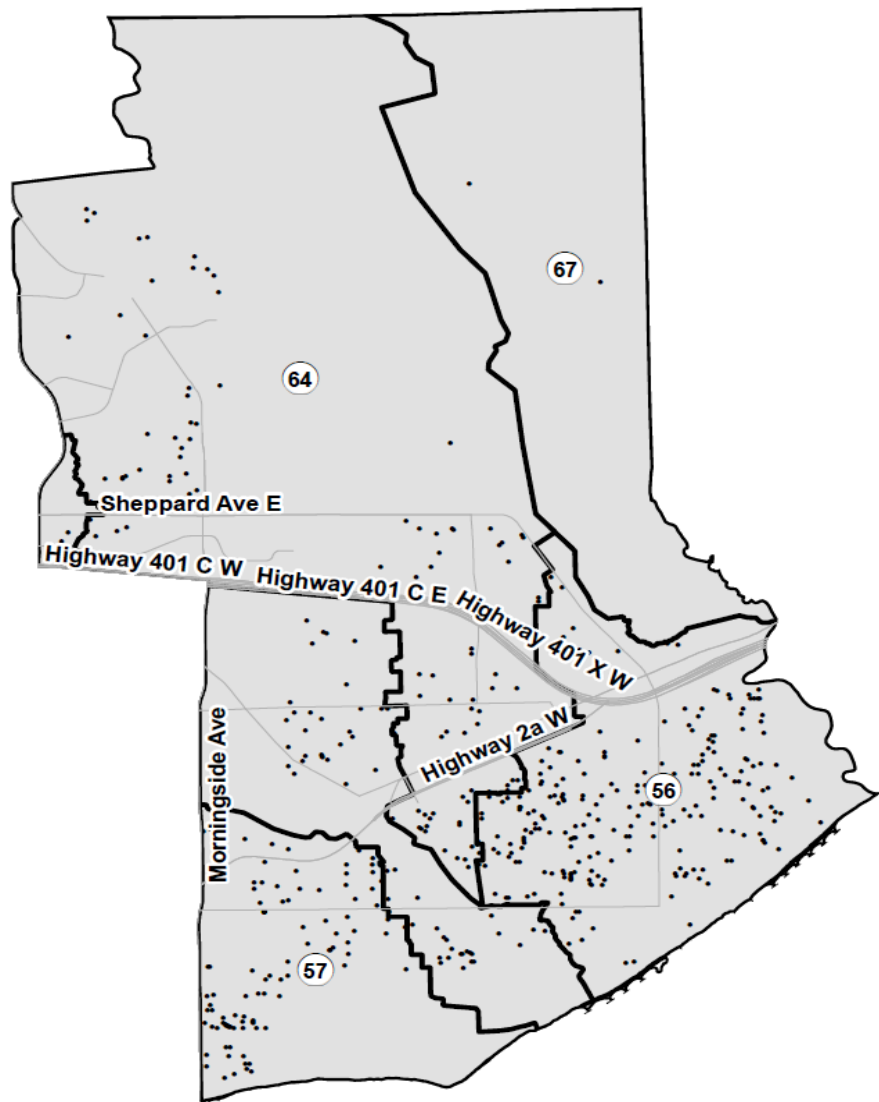
Project Implementation Progress	Project Highlights
<p>Implementation will proceed following completion of the next Basement Flooding Study in this ward</p>	

Basement Flooding Protection Subsidy Program Summary - 2006 to Q2 2022

Program Participation	Program Expenditures
<p>■ Properties with FPD ■ Properties without FPD</p> <div style="display: flex; justify-content: space-around; align-items: center;"> <div style="background-color: #4F81BD; width: 100px; height: 20px; display: flex; align-items: center; justify-content: center;">154</div> <div style="background-color: #4F81BD; width: 100px; height: 20px; display: flex; align-items: center; justify-content: center;">17637</div> </div>	<p>■ Subsidized by City ■ Cost to Property Owners</p> <div style="display: flex; justify-content: space-around; align-items: center;"> <div style="background-color: #4F81BD; width: 100px; height: 20px; display: flex; align-items: center; justify-content: center;">\$ 0.24 M</div> <div style="background-color: #4F81BD; width: 100px; height: 20px; display: flex; align-items: center; justify-content: center;">\$ 0.25 M</div> </div>

Basement Flooding Protection Program Summary

Scarborough-Rouge Park



Properties With Installed Flooding Protection Device(s) (FPD), 2006 to Q2 2022

0

Completed Basement Flooding Study Area

#

Basement Flooding Study Underway

#

Basement Flooding Study Status - to end of 2022

Study Areas in Ward	Status of Studies	Study Progress in Ward
56	Underway (Began in 2019)	<p style="text-align: center; font-weight: bold;">100%</p>
57	Underway (Began in 2019)	
59	Underway (Began in 2019)	
63	Underway (Began in 2019)	
64	Underway (Began in 2019)	
67	Underway (Began in 2019)	

Basement Flooding Protection Program Implementation Status - to end of 2022

Project Implementation Progress	Project Highlights
<p>Implementation will proceed following completion of the next Basement Flooding Study in this ward</p>	

Basement Flooding Protection Subsidy Program Summary - 2006 to Q2 2022

Program Participation	Program Expenditures
<p>■ Properties with FPD ■ Properties without FPD</p> <div style="display: flex; justify-content: space-around; align-items: center;"> <div style="text-align: center;"> <p>510</p> <div style="width: 100px; height: 15px; background-color: #4F81BD; margin: 5px auto;"></div> </div> <div style="text-align: center;"> <p>21344</p> <div style="width: 150px; height: 15px; background-color: #4F81BD; margin: 5px auto;"></div> </div> </div>	<p>■ Subsidized by City ■ Cost to Property Owners</p> <div style="display: flex; justify-content: space-around; align-items: center;"> <div style="text-align: center;"> <p>\$ 0.86 M</p> <div style="width: 100px; height: 15px; background-color: #4F81BD; margin: 5px auto;"></div> </div> <div style="text-align: center;"> <p>\$ 0.76 M</p> <div style="width: 100px; height: 15px; background-color: #4F81BD; margin: 5px auto;"></div> </div> </div>