

Copyright is that of the Architect.  
An original of this drawing reproduced by any means from any media  
without prior written approval of the Architect is to be used for  
information only.  
The Architect is not liable for any loss or disturbance of information  
resulting from subsequent reproduction of this original drawing.

- GENERAL NOTES:**
1. Drawings are not to be scaled. Contractor will verify all existing conditions and dimensions required to perform the Work and will report any discrepancies with the Contract Documents to the Architect before commencing work.
  2. The Mechanical Drawings are to be read in conjunction with all other Contract Documents including the Project Manual and the Structural, Mechanical and Electrical Drawings. In case of difference between the Contractor's documents with respect to the quantity, size or scope of work, the greater shall apply.
  3. Positions of support or finished Mechanical or Electrical devices, fittings and fixtures are indicated on the Architectural Drawings. Locations shown on the Architectural Drawings and given own Mechanical and Electrical Drawings. Mechanical and Electrical items not clearly located will be located as directed by the Architect.
  4. Dimensions indicated are taken between the faces of finished surfaces unless otherwise noted.
  5. The architect has not been retained for supervision of construction and assumes no responsibility for means, methods and techniques of construction.
  6. These documents are not to be used for construction unless specifically noted for such purpose.



TOP OF BANK STAKE OUT BY T.R.C. AUTHORITY ON SEPTEMBER 1, 2020

**WITHOUT PREJUDICE**

4	MAR 18 2023	CPA / REZONING APP - WITHOUT PREJUDICE
3	JAN 13 2023	CPA / REZONING APP - WITHOUT PREJUDICE
2	DEC 12 2022	CPA / REZONING APPLICATION
1	JUNE 11 2022	CPA / REZONING APPLICATION

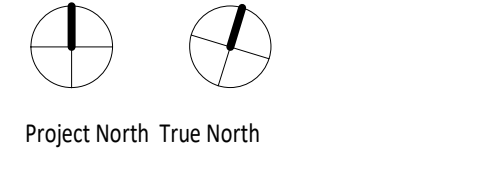
Rev.	Date	Issued



**KPMB Architects**  
351 King St E, Suite 1200  
Toronto, ON, Canada M5A 0L6  
416.977.5104

Markee Developments  
**Tyndale Green**

3377 Bayview Ave  
North York, ON M2M 3S4



Project No: 2012  
Scale: 1:600  
Plot Date: 03/14/23

**LEVEL 3**

**A103**



TOP OF BANK STAKE OUT BY T.R.C. AUTHORITY ON SEPTEMBER 1, 2020

Copyright is that of the Architect. Any use of this drawing reproduced by any means from any media without prior written approval of the Architect is to be used for informational purposes only. The Architect is not liable for any loss or distortion of information resulting from subsequent reproduction of this original drawing.

- GENERAL NOTES:**
1. Drawings are not to be scaled. Contractor will verify all existing conditions and dimensions required to perform the Work and will report any discrepancies with the Contract Documents to the Architect before commencing work.
  2. The Mechanical Drawings are to be read in conjunction with all other Contract Documents including the Project Manual and the Structural, Mechanical and Electrical Drawings. In case of difference between the Contract Documents with respect to the quantity, date or scope of work, the greater shall apply.
  3. Positions of support or finished Mechanical or Electrical devices, Wiring and Piping are indicated on the Architectural Drawings. Locations shown on the Architectural Drawings and given own Mechanical and Electrical Drawings. Mechanical and Electrical items not clearly located will be located as directed by the Architect.
  4. Dimensions indicated are taken between the faces of finished surfaces unless otherwise noted.
  5. The architect has not been retained for supervision of construction and assumes no responsibility for means, methods and techniques of construction.
  6. These documents are not to be used for construction unless specifically noted for such purpose.

**WITHOUT PREJUDICE**

4	MAR 18 2023	OPA / REZONING APP - WITHOUT PREJUDICE
3	JAN 13 2023	OPA / REZONING APP - WITHOUT PREJUDICE
2	DEC 12 2022	OPA / REZONING APPLICATION
1	JUNE 12 2022	OPA / REZONING APPLICATION

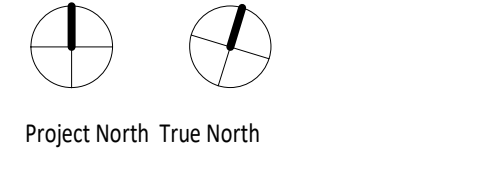
Rev.	Date	Issued



**KPMB Architects**  
 351 King St E, Suite 1200  
 Toronto, ON, Canada M5A 0L6  
 416.977.5104

Markee Developments  
**Tyndale Green**

3377 Bayview Ave  
 North York, ON M2M 3S4



Project No: 2012  
 Scale: 1:600  
 Plot Date: 03/14/23

**LEVEL 4**

**A104**

Copyright is that of the Architect.  
 An approval of this drawing represented by any means from any means  
 without prior written approval of the Architect is to be used for  
 information only.  
 The Architect is not liable for any loss or disturbance of information  
 resulting from subsequent reproduction of this original drawing.

- GENERAL NOTES:**
1. Drawings are not to be scaled. Contractor will verify all existing conditions and dimensions required to perform the Work and will report any discrepancies with the Contract Documents to the Architect before commencing work.
  2. The Mechanical Drawings are to be read in conjunction with all other Contract Documents including the Project Manual and the Structural, Mechanical and Electrical Drawings. In case of difference between the Contract Documents with respect to the quantity, date or scope of work, the greater shall apply.
  3. Positions of support or finished Mechanical or Electrical devices, fittings and fixtures are indicated on the Mechanical Drawings. Locations shown on the Architectural Drawings and given own Mechanical and Electrical Drawings, Mechanical and Electrical items not clearly located will be located as directed by the Architect.
  4. Dimensions indicated on a plan between the faces of finished surfaces unless otherwise noted.
  5. The architect has not been retained for supervision of construction and assumes no responsibility for means, methods and techniques of construction.
  6. These documents are not to be used for construction unless specifically noted for such purpose.



TOP OF BANK STAKE OUT BY T.R.C.  
 AUTHORITY ON SEPTEMBER 1, 2020

**WITHOUT  
 PREJUDICE**

4	MAR 18 2023	CPA / REZONING APP - WITHOUT PREJUDICE
3	JAN 13 2023	CPA / REZONING APP - WITHOUT PREJUDICE
2	DEC 12 2022	CPA / REZONING APPLICATION
1	JUNE 11 2022	CPA / REZONING APPLICATION

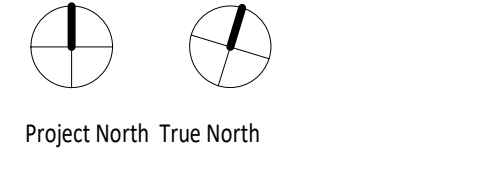
Rev.	Date	Issued



**KPMB Architects**  
 351 King St E, Suite 1200  
 Toronto, ON, Canada M5A 0L6  
 416.977.5104

Markee Developments  
**Tyndale Green**

3377 Bayview Ave  
 North York, ON M2M 3S4



Project No: 2012  
 Scale: 1:600  
 Plot Date: 03/14/23

**LEVEL 5**

**A105**

Copyright is that of the Architect.  
 An approval of this drawing represented by any means from any means  
 without prior written approval of the Architect is to be used for  
 information only.  
 The Architect is not liable for any loss or disturbance of information  
 resulting from subsequent reproduction of this original drawing.

- GENERAL NOTES:**
1. Drawings are not to be scaled. Contractor will verify all existing conditions and dimensions required to perform the Work and will report any discrepancies with the Contract Documents to the Architect before commencing work.
  2. The Mechanical Drawings are to be read in conjunction with all other Contract Documents including the Project Manual and the Structural, Mechanical and Electrical Drawings. In case of difference between the Contractor's documents with respect to the quantity, date or scope of work, the greater shall apply.
  3. Positions of support or finished Mechanical or Electrical devices, Wiring and Pendants are indicated on the Mechanical Drawings. Locations shown on the Architectural Drawings and given own Mechanical and Electrical Drawings. Mechanical and Electrical items not clearly located will be located as directed by the Architect.
  4. Dimensions indicated are taken between the faces of finished surfaces unless otherwise noted.
  5. The architect has not been retained for supervision of construction and assumes no responsibility for means, methods and techniques of construction.
  6. These drawings are not to be used for construction unless specifically noted for such purpose.



TOP OF BANK STAKE OUT BY T.R.C.  
 AUTHORITY ON SEPTEMBER 1, 2020

**WITHOUT  
 PREJUDICE**

4	MAR 18 2023	OPA / REZONING APP - WITHOUT PREJUDICE
3	JAN 13 2023	OPA / REZONING APP - WITHOUT PREJUDICE
2	DEC 13 2022	OPA / REZONING APPLICATION
1	JUNE 11 2022	OPA / REZONING APPLICATION

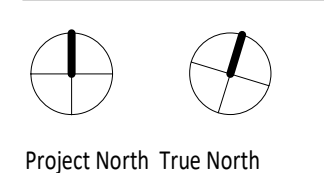
Rev.	Date	Issued



**KPMB Architects**  
 351 King St E, Suite 1200  
 Toronto, ON, Canada M5A 0L6  
 416.977.5104

Markee Developments  
**Tyndale Green**

3377 Bayview Ave  
 North York, ON M2M 3S4



Project North True North

Project No: 2012  
 Scale: 1:600  
 Plot Date: 03/14/23

**LEVEL 6**

**A106**



TOP OF BANK STAKE OUT BY T.R.C. AUTHORITY ON SEPTEMBER 1, 2020

Copyright is that of the Architect. Any use of this drawing reproduced by any means from any media without prior written approval of the Architect is to be used for informational purposes only. The Architect is not liable for any loss or disturbance of information resulting from subsequent reproduction of this original drawing.

- GENERAL NOTES:**
1. Drawings are not to be scaled. Contractor will verify all existing conditions and dimensions required to perform the Work and will report any discrepancies with the Contract Documents to the Architect before commencing work.
  2. The Mechanical Drawings are to be read in conjunction with all other Contract Documents including the Project Manual and the Structural, Mechanical and Electrical Drawings. In case of difference between the Contract Documents with respect to the quantity, date or scope of work, the greater shall apply.
  3. Positions of support or finished Mechanical or Electrical devices, Wiring and Piping are indicated on the Mechanical Drawings. Locations shown on the Architectural Drawings and given own Mechanical and Electrical Drawings, Mechanical and Electrical Items not clearly located will be located as directed by the Architect.
  4. Dimensions indicated are taken between the faces of finished surfaces unless otherwise noted.
  5. The architect has not been retained for supervision of construction and assumes no responsibility for means, methods and techniques of construction.
  6. These documents are not to be used for construction unless specifically noted for such purpose.

**WITHOUT PREJUDICE**

4	MAR 18 2023	CPA / REZONING APP - WITHOUT PREJUDICE
3	JAN 13 2023	CPA / REZONING APP - WITHOUT PREJUDICE
2	DEC 12 2022	CPA / REZONING APPLICATION
1	JUNE 11 2022	CPA / REZONING APPLICATION

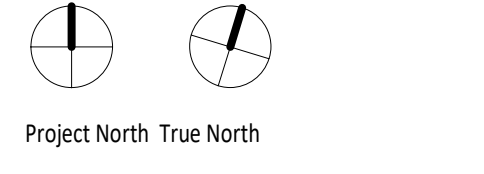
Rev.	Date	Issued



**KPMB Architects**  
 351 King St E, Suite 1200  
 Toronto, ON, Canada M5A 0L6  
 416.977.5104

Markee Developments  
**Tyndale Green**

3377 Bayview Ave  
 North York, ON M2M 3S4



Project No: 2012  
 Scale: 1:600  
 Plot Date: 03/14/23

**LEVEL 7**

**A107**

Copyright is that of the Architect.  
 An original of this drawing, reproduced by any means from any media, without prior written approval of the Architect is to be used for informational purposes only.  
 The Architect is not liable for any loss or disruption of information resulting from subsequent reproduction of this original drawing.

- GENERAL NOTES:**
1. Drawings are not to be scaled. Contractor will verify all existing conditions and dimensions required to perform the Work and will report any discrepancies with the Contract Documents to the Architect before commencing work.
  2. The Mechanical Drawings are to be read in conjunction with all other Contract Documents including the Project Manual and the Structural, Mechanical and Electrical Drawings. In case of difference between the Contract Documents with respect to the quantity, date or scope of work, the greater shall apply.
  3. Positions of support or hatched Mechanical or Electrical devices, piping and fixtures are indicated on the Architectural Drawings. Locations shown on the Architectural Drawings and given own Mechanical and Electrical Drawings. Mechanical and Electrical items not clearly located will be located as directed by the Architect.
  4. Dimensions indicated are taken between the faces of finished surfaces unless otherwise noted.
  5. The architect has not been retained for supervision of construction and assumes no responsibility for means, methods and techniques of construction.
  6. These documents are not to be used for construction unless specifically noted for such purpose.



TOP OF BANK STAKE OUT BY T.R.C.  
 AUTHORITY ON SEPTEMBER 1, 2020

**WITHOUT  
 PREJUDICE**

4	MAR 18 2023	OPA / REZONING APP - WITHOUT PREJUDICE
3	JAN 13 2023	OPA / REZONING APP - WITHOUT PREJUDICE
2	DEC 13 2022	OPA / REZONING APPLICATION
1	JUNE 11 2022	OPA / REZONING APPLICATION

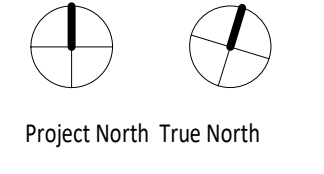
Rev.	Date	Issued



**KPMB Architects**  
 351 King St E, Suite 1200  
 Toronto, ON, Canada M5A 0L6  
 416.977.5104

Markee Developments  
**Tyndale Green**

3377 Bayview Ave  
 North York, ON M2M 3S4



Project North True North

Project No: 2012  
 Scale: 1:600  
 Plot Date: 03/14/23

**LEVEL 8**

**A108**



Copyright is that of the Architect.  
 Any use of this drawing reproduced by any means from any media without prior written approval of the Architect is to be used for informational purposes only.  
 The Architect is not liable for any loss or disruption of information resulting from subsequent reproduction of this original drawing.

- GENERAL NOTES:**
1. Drawings are not to be scaled. Contractor will verify all existing conditions and dimensions required to perform the Work and will report any discrepancies with the Contract Documents to the Architect before commencing work.
  2. The Mechanical Drawings are to be used in conjunction with all other Contract Documents including the Project Manual and the Structural, Mechanical and Electrical Drawings. In case of difference between the Contract Documents with respect to the quantity, date or scope of work, the greater shall apply.
  3. Positions of support or finished Mechanical or Electrical devices, Wiring and Piping are indicated on the Architectural Drawings. Locations shown on the Architectural Drawings and given own Mechanical and Electrical Drawings. Mechanical and Electrical Items not clearly located will be located as directed by the Architect.
  4. Dimensions indicated are taken between the faces of finished surfaces unless otherwise noted.
  5. The architect has not been retained for supervision of construction and assumes no responsibility for means, methods and techniques of construction.
  6. These documents are not to be used for construction unless specifically noted for such purpose.

TOP OF BANK STAKE OUT BY T.R.C.  
 AUTHORITY ON SEPTEMBER 1, 2020

**WITHOUT  
 PREJUDICE**

4	MAR 18 2023	CPA / FEZONING APP - WITHOUT PREJUDICE
3	JAN 13 2023	CPA / FEZONING APP - WITHOUT PREJUDICE
2	DEC 13 2022	CPA / FEZONING APPLICATION
1	JUNE 11 2021	CPA / FEZONING APPLICATION

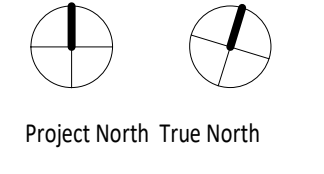
Rev.	Date	Issued



**KPMB Architects**  
 351 King St E, Suite 1200  
 Toronto, ON, Canada M5A 0L6  
 416.977.5104

Markee Developments  
**Tyndale Green**

3377 Bayview Ave  
 North York, ON M2M 3S4



Project No. 2012  
 Scale 1:600  
 Plot Date 03/14/23

**LEVEL 9**

**A109**

Copyright is that of the Architect.  
 An original of this drawing reproduced by any means from any media without prior written approval of the Architect is to be used for informational purposes only.  
 The Architect is not liable for any loss or distortion of information resulting from subsequent reproduction of this original drawing.

- GENERAL NOTES:**
1. Drawings are not to be scaled. Contractor will verify all existing conditions and dimensions required to perform the Work and will report any discrepancies with the Contract Documents to the Architect before commencing work.
  2. The Architectural Drawings are to be read in conjunction with all other Contract Documents including the Project Manual and the Structural, Mechanical and Electrical Drawings. In case of difference between the Contract Documents with respect to the quantity, date or scope of work, the greater shall apply.
  3. Positions of support or finished Mechanical or Electrical devices, Wiring and Piping are indicated on the Architectural Drawings. Locations shown on the Architectural Drawings and given over Mechanical and Electrical Drawings. Mechanical and Electrical items not clearly located will be located as directed by the Architect.
  4. Dimensions indicated are taken between the faces of finished surfaces unless otherwise noted.
  5. The architect has not been retained for supervision of construction and assumes no responsibility for means, methods and techniques of construction.
  6. These documents are not to be used for construction unless specifically noted for such purpose.



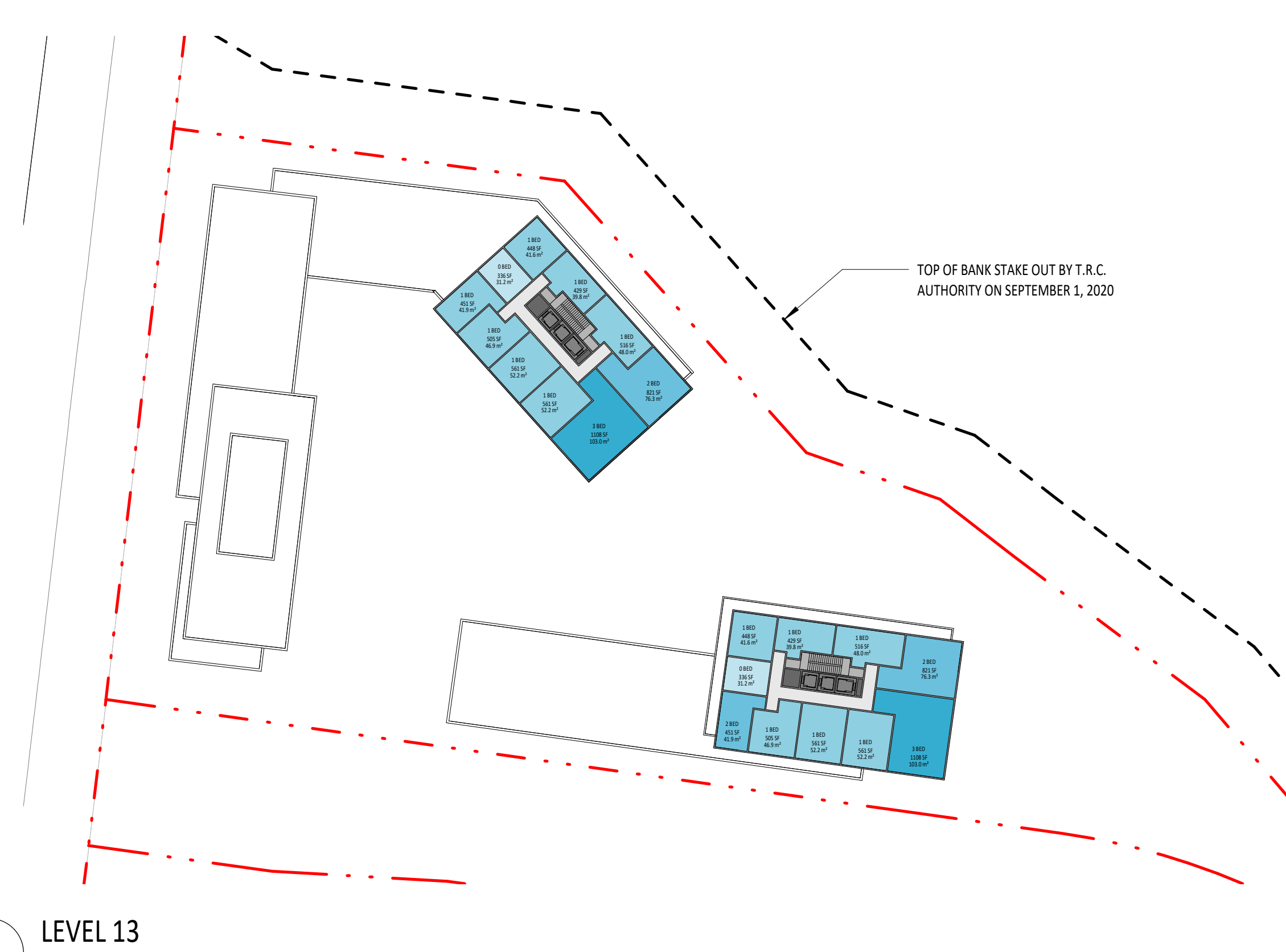
1 LEVEL 10  
1:600



2 LEVEL 11  
1:600



3 LEVEL 12  
1:600



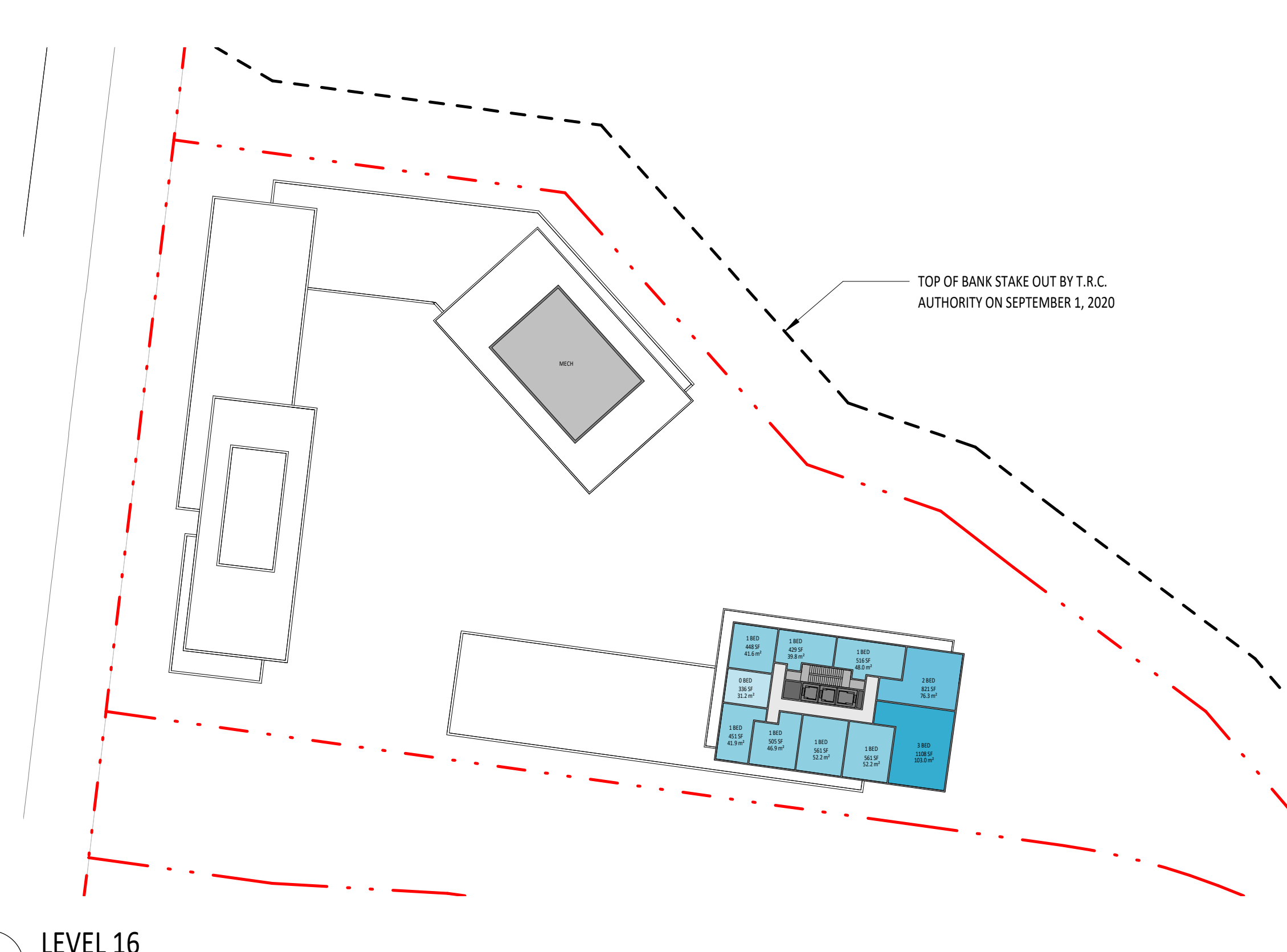
4 LEVEL 13  
1:600



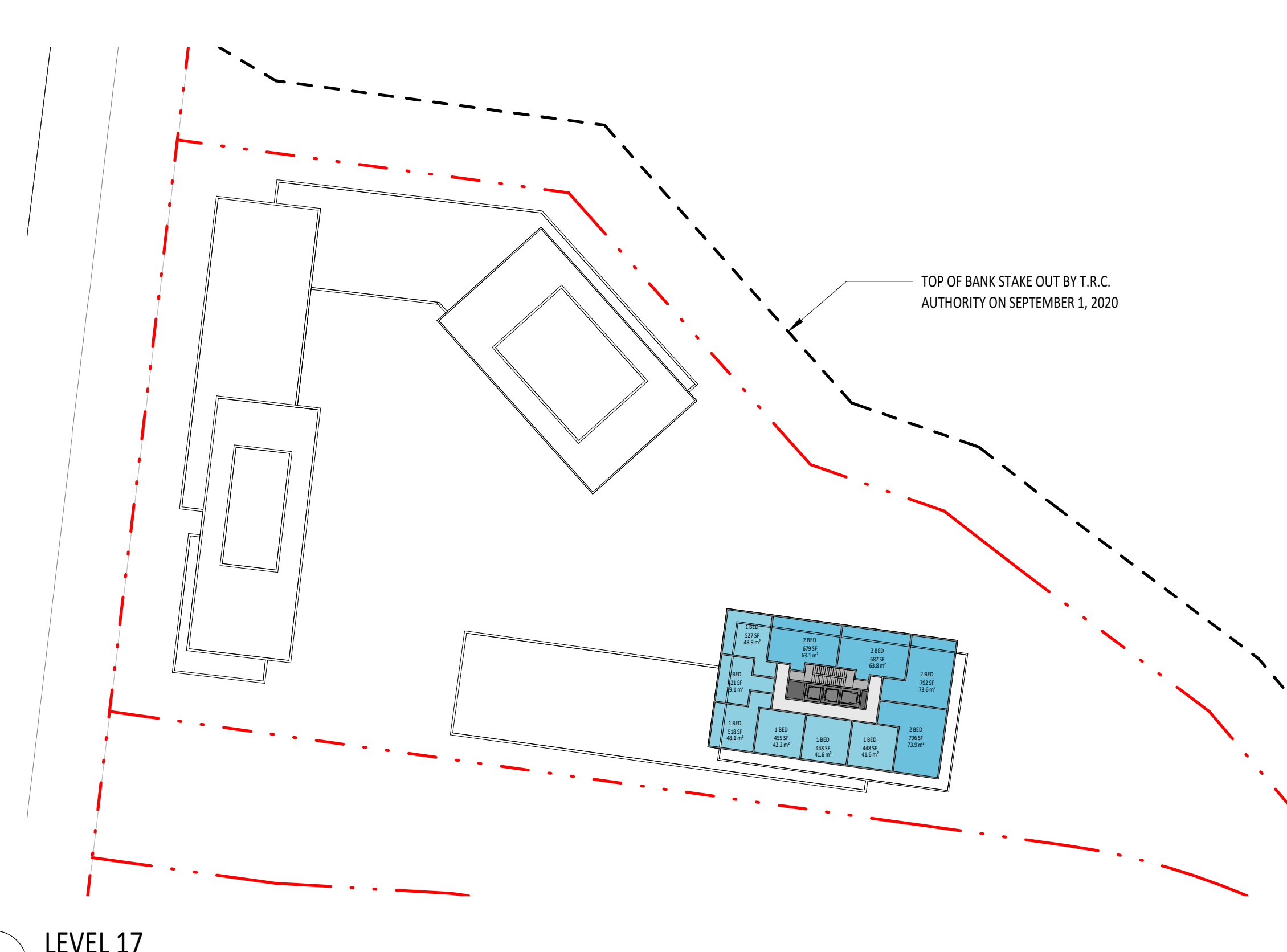
5 LEVEL 14  
1:600



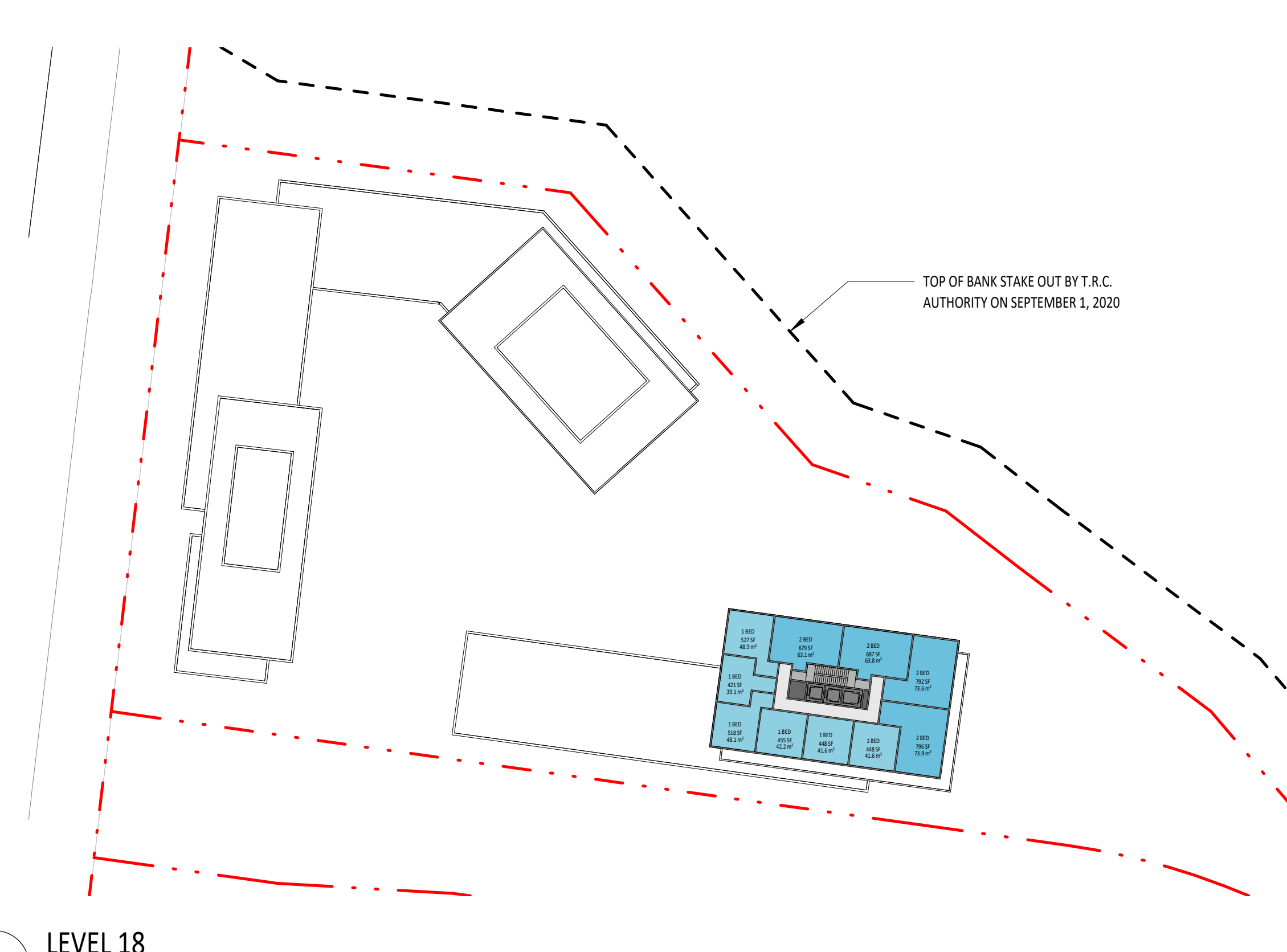
6 LEVEL 15  
1:600



7 LEVEL 16  
1:600



8 LEVEL 17  
1:600



9 LEVEL 18  
1:600

**WITHOUT PREJUDICE**

4	MAR 18 2023	CPA / REZONING APP - WITHOUT PREJUDICE
3	JAN 13 2023	CPA / REZONING APP - WITHOUT PREJUDICE
2	DEC 13 2022	CPA / REZONING APPLICATION
1	JUNE 11 2021	CPA / REZONING APPLICATION

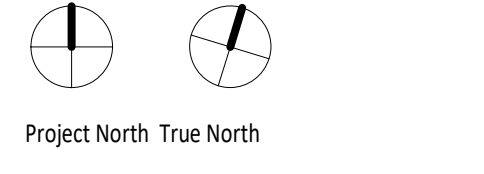
Rev.	Date	Issued



**KPMB Architects**  
 351 King St E, Suite 1200  
 Toronto, ON, Canada M5A 0L6  
 416.977.5104

Markee Developments  
**Tyndale Green**

3377 Bayview Ave  
 North York, ON M2M 3S4



Project North True North

Project No: 2012  
 Scale: 1:600  
 Plot Date: 03/14/23

**LEVELS 10-18**

**A110**



Copyright is that of the Architect.  
 An original of this drawing reproduced by any means from any media  
 without prior written approval of the Architect is to be used for  
 information only.  
 The Architect is not liable for any loss or distortion of information  
 resulting from subsequent reproduction of the original drawing.

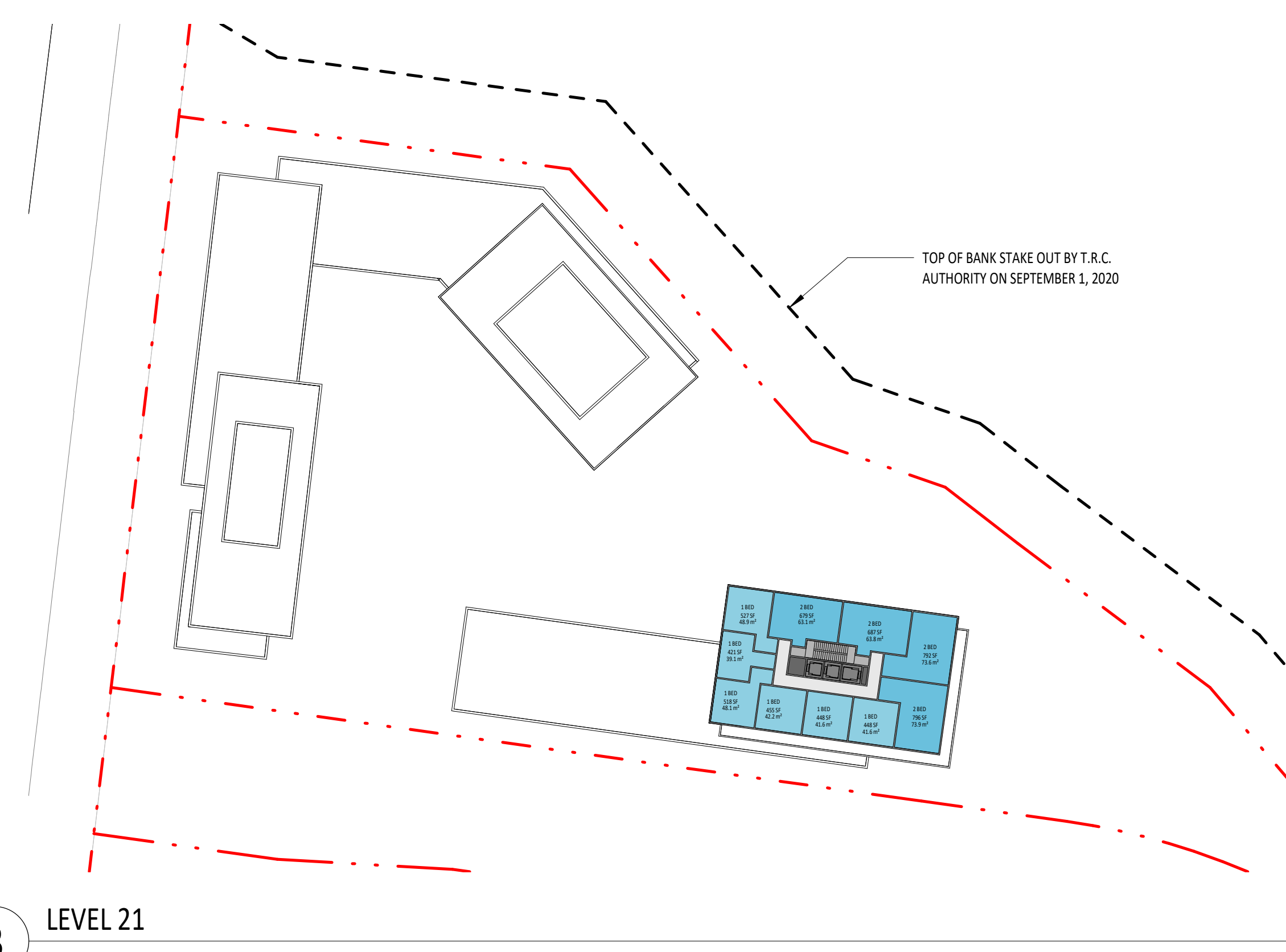
- GENERAL NOTES:**
1. Drawings are not to be scaled. Contractor will verify all existing conditions and dimensions required to perform the Work and will report any discrepancies with the Contract Documents to the Architect before commencing work.
  2. The Architectural Drawings are to be read in conjunction with all other Contract Documents including the Project Manual and the Structural, Mechanical and Electrical Drawings. In case of difference between the Contract Documents with respect to the quantity, date or scope of work, the greater shall apply.
  3. Positions of support for Mechanical or Electrical devices, Wiring and Piping are indicated on the Architectural Drawings. Locations shown on the Architectural Drawings shall govern over Mechanical and Electrical Drawings. Mechanical and Electrical items not clearly located will be located as directed by the Architect.
  4. Dimensions indicated are taken between the faces of finished surfaces unless otherwise noted.
  5. The architect has not been retained for supervision of construction and assumes no responsibility for means, methods and techniques of construction.
  6. These documents are not to be used for construction unless specifically noted for such purpose.



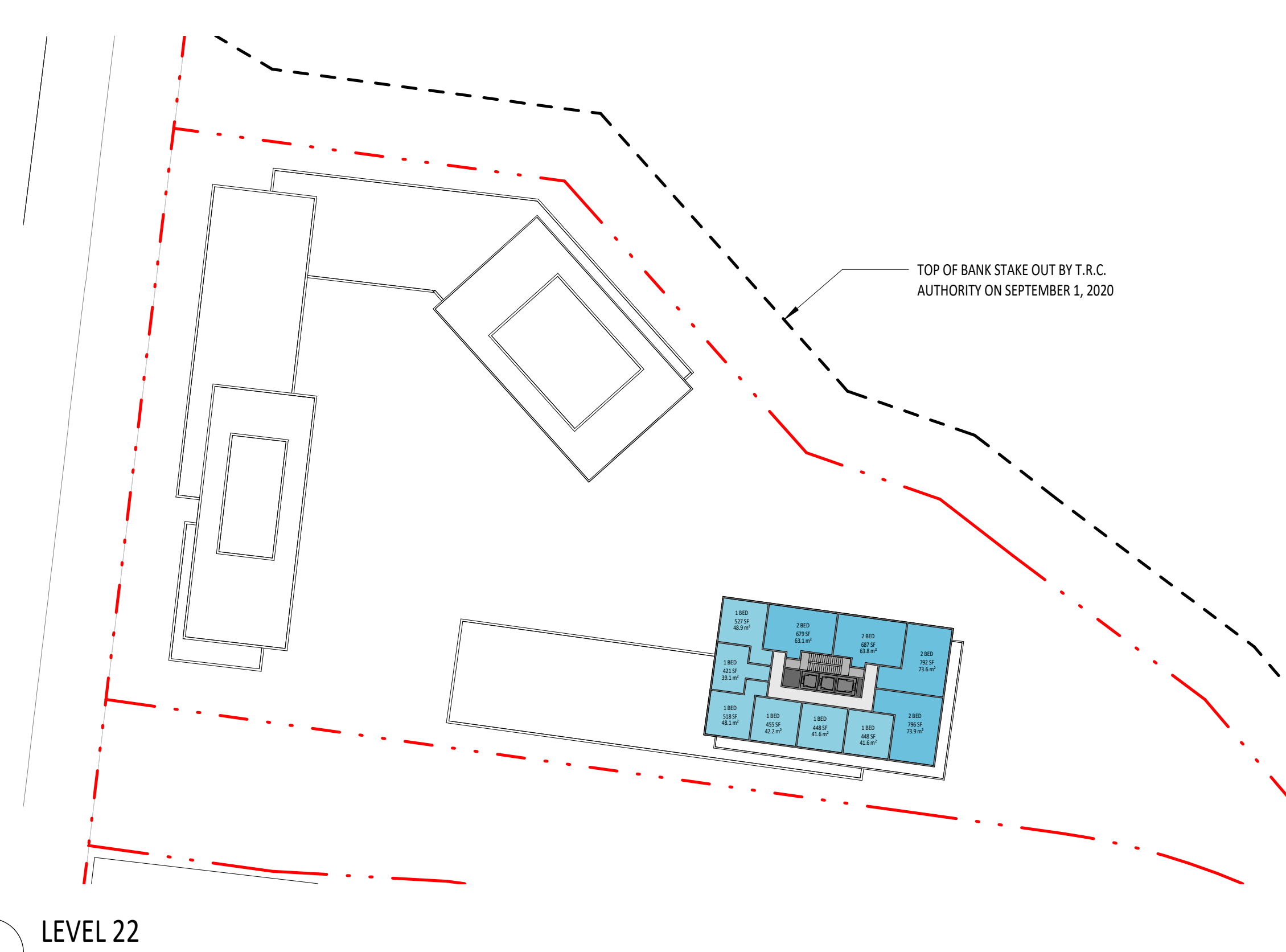
1 LEVEL 19  
1:600



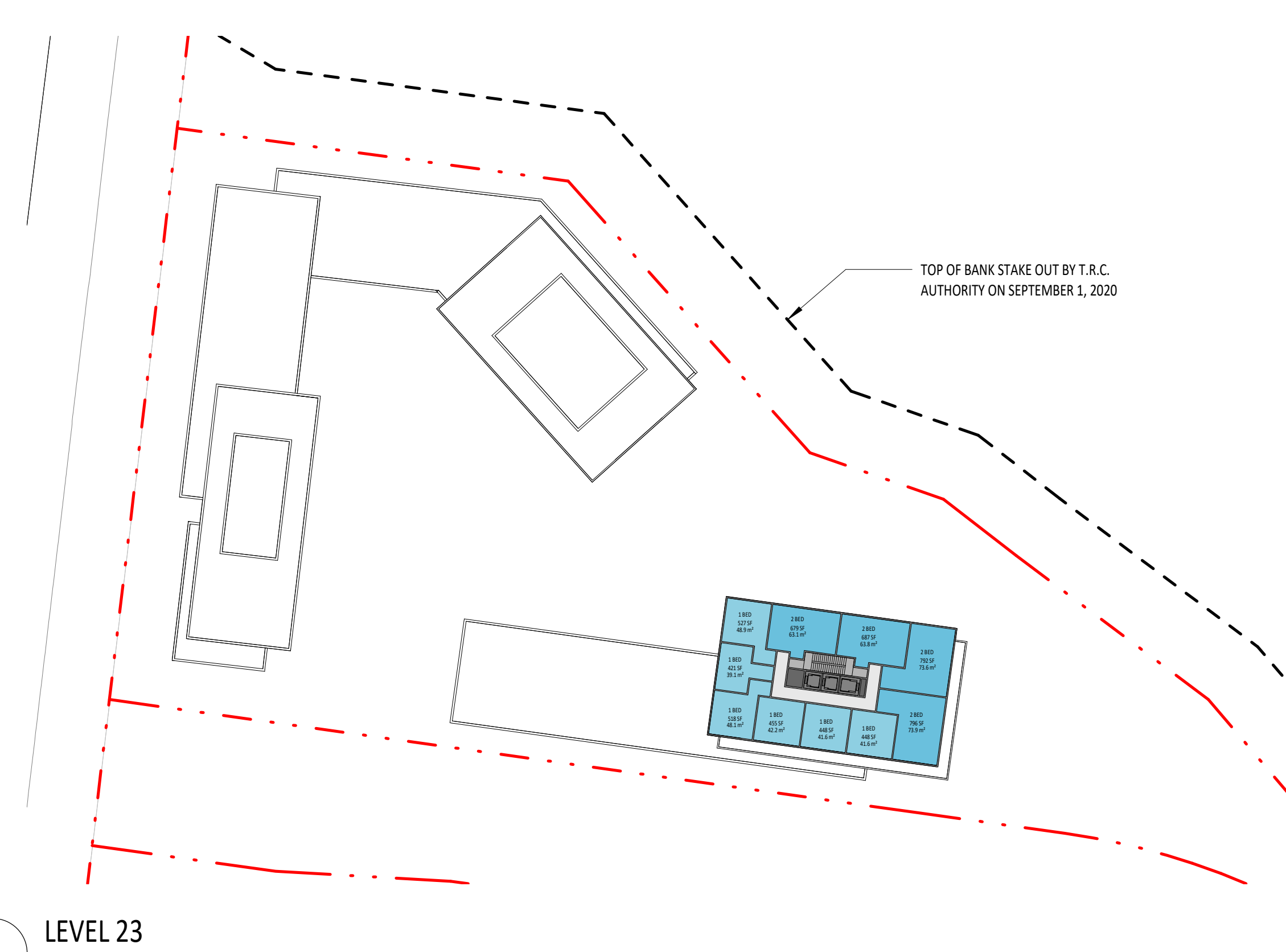
2 LEVEL 20  
1:600



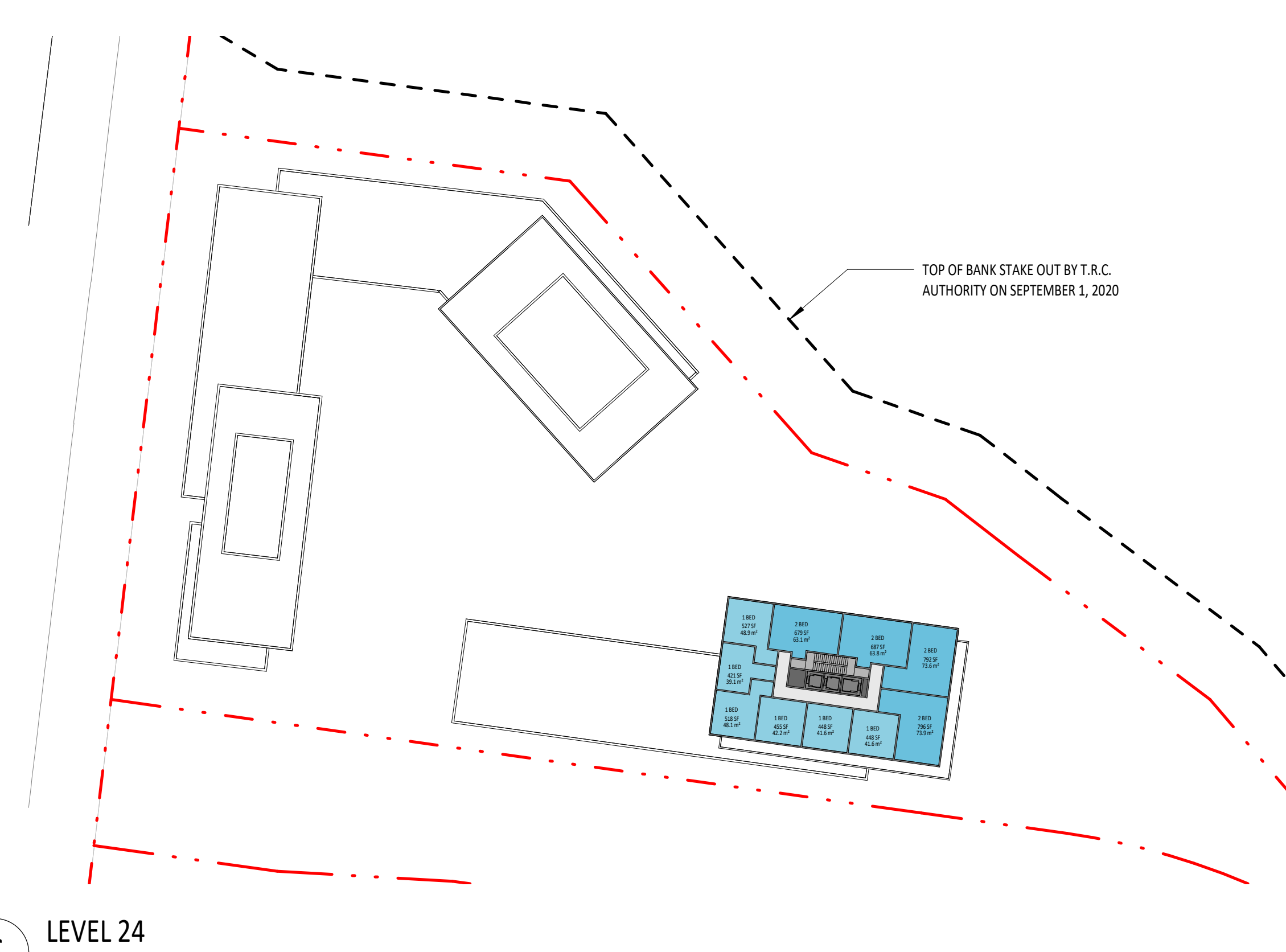
3 LEVEL 21  
1:600



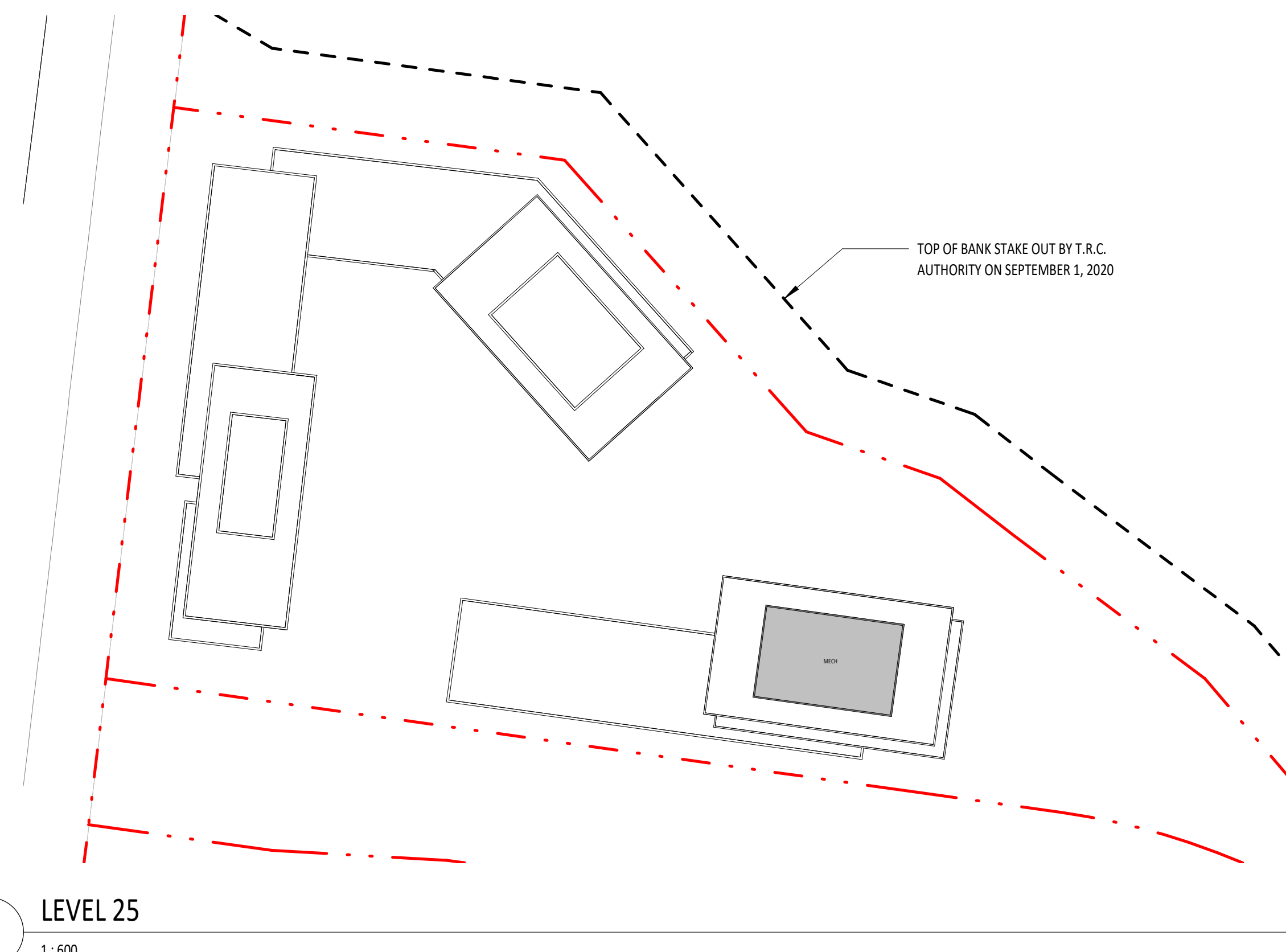
4 LEVEL 22  
1:600



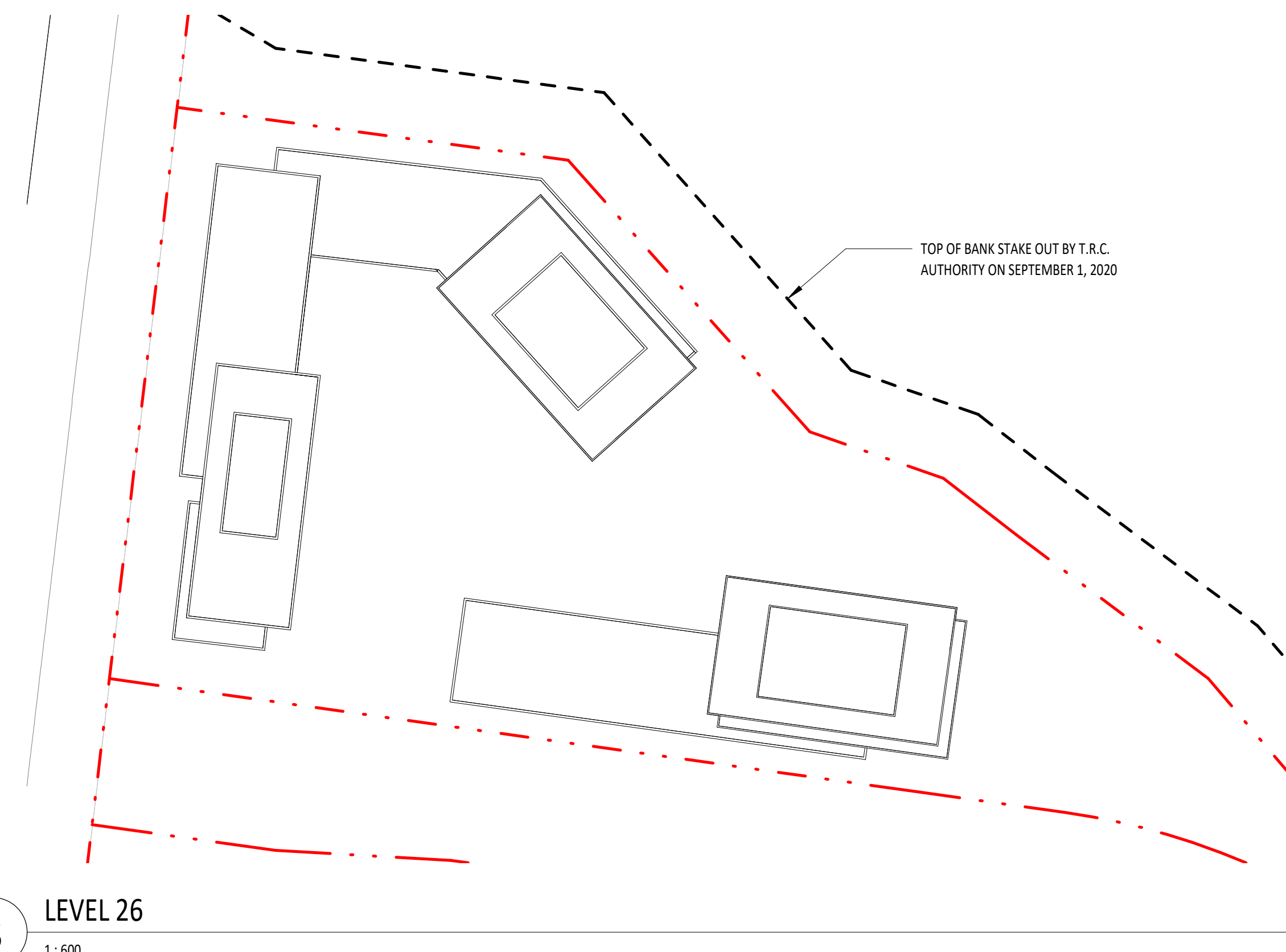
5 LEVEL 23  
1:600



6 LEVEL 24  
1:600



7 LEVEL 25  
1:600



8 LEVEL 26  
1:600

**WITHOUT  
PREJUDICE**

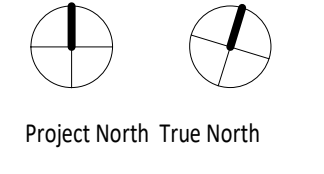
4	JAN 14 2023	04 / REVISION APP - WITHOUT PREJUDICE
3	JAN 13 2023	04 / REVISION APP - WITHOUT PREJUDICE
Rev.	Date	Issued



**KPMB Architects**  
 351 King St E, Suite 1200  
 Toronto, ON, Canada M5A 0L6  
 416.977.5104

Markee Developments  
**Tyndale Green**

3377 Bayview Ave  
 North York, ON M2M 3S4



Project North True North

Project No: 2012  
 Scale: 1:600  
 Plot Date: 03/14/23

**LEVELS 19-24**

**A111**



3 Red Brick Finish

6 Dark Metal Finish


1 Facade Glass

4 Charcoal Brick Finish

1 Facade Glass



2 Composite Cladding



3 Red Brick Finish



1 Facade Glass

6 Dark Metal Finish

5 Modular Block Cladding

2 Composite Cladding

4 Charcoal Brick Finish

5 Modular Block Cladding

6 Dark Metal Finish

**KEY PLAN**  
NOTE: RENDERINGS ARE PROVIDED TO INDICATE CONCEPTUAL ARCHITECTURAL EXPRESSION AND MATERIAL PALETTE ONLY. REFER TO ARCHITECTURAL PLANS AND SECTIONS FOR BUILDING LOCATIONS, HEIGHTS, AND MASSING.

Copyright is that of the Architect. Any use of this drawing reproduced by any means from any media without prior written approval of the Architect is to be used for informational purposes only. The Architect is not liable for any loss or distortion of information resulting from subsequent reproduction of the original drawing.

**GENERAL NOTES:**  
1. Drawings are not to be scaled. Contractor will verify all existing conditions and dimensions required to perform the Work and will report any discrepancies with the Contract Documents to the Architect before commencing work.  
2. The Architect's design is based on the Project Manual and the Structural, Mechanical and Electrical Drawings. In case of discrepancy between the Contract Documents with respect to the quantity, date or scope of work, the greater shall apply.  
3. Positions of exposed or finished Mechanical or Electrical devices, Wiring and Piping are indicated on the Architectural Drawings. Locations shown on the Architectural Drawings shall govern over Mechanical and Electrical Drawings. Mechanical and Electrical Items not clearly located will be located as directed by the Architect.  
4. Dimensions indicated are taken between the faces of finished surfaces unless otherwise noted.  
5. The architect has not been retained for supervision of construction and assumes no responsibility for means, methods and techniques of construction.  
6. These documents are not to be used for construction unless specifically noted for such purpose.

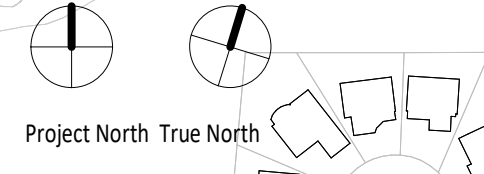
**WITHOUT PREJUDICE**

4	MAR 18 2023	CPA / FEEDING APP - WITHOUT PREJUDICE
3	JAN 13 2023	CPA / FEEDING APP - WITHOUT PREJUDICE
2	DEC 13 2022	CPA / FEEDING APPLICATION
1	JUNE 11 2022	CPA / FEEDING APPLICATION
Rev.	Date	Issued

**KPMB Architects**  
351 King St E, Suite 1200  
Toronto, ON, Canada M5A 0L6  
416.977.5104

Markee Developments  
**Tyndale Green**

3377 Bayview Ave  
North York, ON M2M 3S4



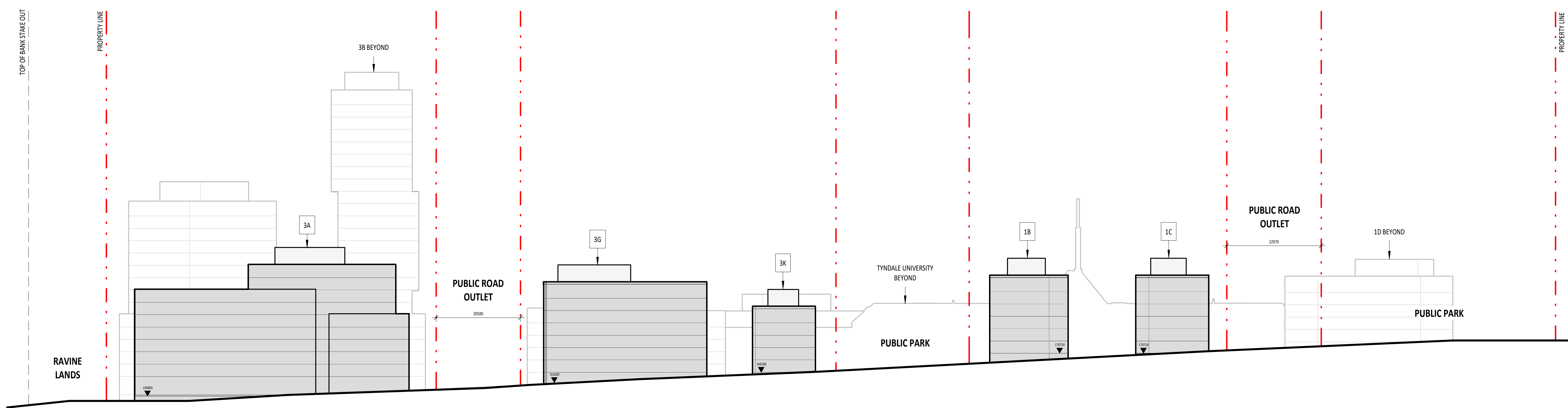
Project No: 2022  
Scale: 1:2250  
Plot Date: 03/04/23

**MATERIAL PALETTES**

**A201**

Copyright is that of the Architect.  
 An original of this drawing reproduced by any means from any media without prior written approval of the Architect is to be used for informational purposes only.  
 The Architect is not liable for any loss or disruption of information resulting from subsequent reproduction of this original drawing.

- GENERAL NOTES:**
1. Drawings are not to be scaled. Contractor will verify all existing conditions and dimensions required to perform the Work and will report any discrepancies with the Contract Documents to the Architect before commencing work.
  2. The Architectural Drawing may be used in conjunction with other Contract Documents including the Project Manual and the Structural, Mechanical and Electrical Drawings. In case of difference between the Contract Documents with respect to the quantity, date or scope of work, the greater shall apply.
  3. Positions of support for finished Mechanical or Electrical devices, Wiring and Piping are indicated on the Architectural Drawing. Locations shown on the Architectural Drawing shall govern over Mechanical and Electrical Drawings. Mechanical and Electrical Items not clearly located will be located as directed by the Architect.
  4. Dimensions indicated are taken between the faces of finished surfaces unless otherwise noted.
  5. The Architect has not been retained for supervision of construction and assumes no responsibility for means, methods and techniques of construction.
  6. These drawings are not to be used for construction unless specifically noted for such purpose.



**WITHOUT  
PREJUDICE**

4	MAR 18 2023	OPA / REZONING APP - WITHOUT PREJUDICE
3	JAN 13 2023	OPA / REZONING APP - WITHOUT PREJUDICE
2	DEC 13 2022	OPA / REZONING APPLICATION
1	JUNE 11 2021	OPA / REZONING APPLICATION

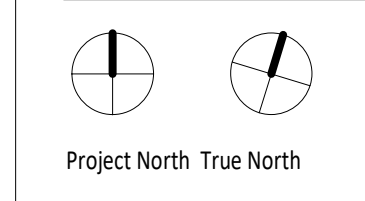
Rev. Date Issued



**KPMB Architects**  
 351 King St E, Suite 1200  
 Toronto, ON, Canada M5A 0L6  
 416.977.5104

Markee Developments  
**Tyndale Green**

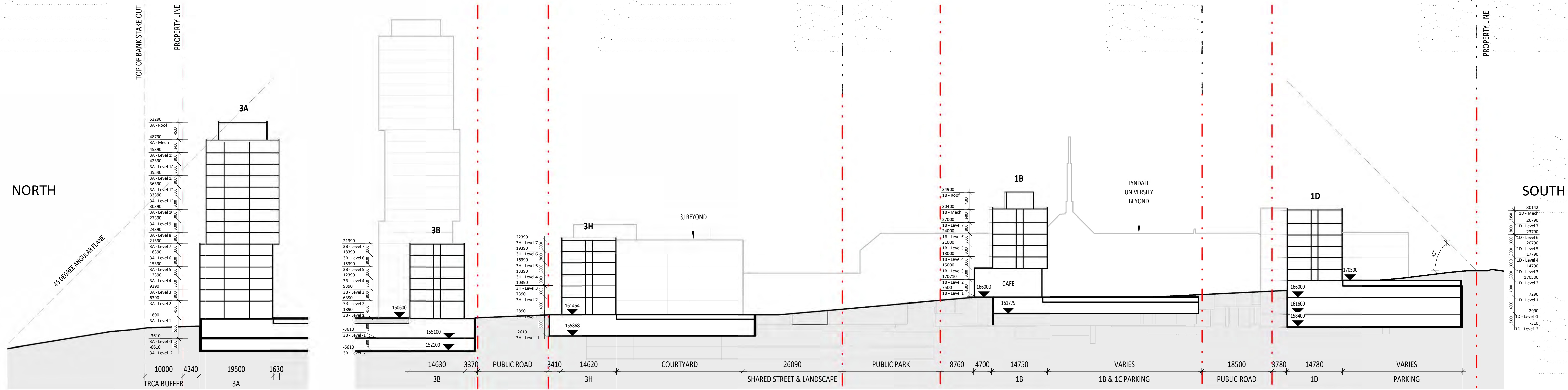
3377 Bayview Ave  
 North York, ON M2M 3S4



Project No. 2012  
 Scale 1:500  
 Plot Date 03/14/23

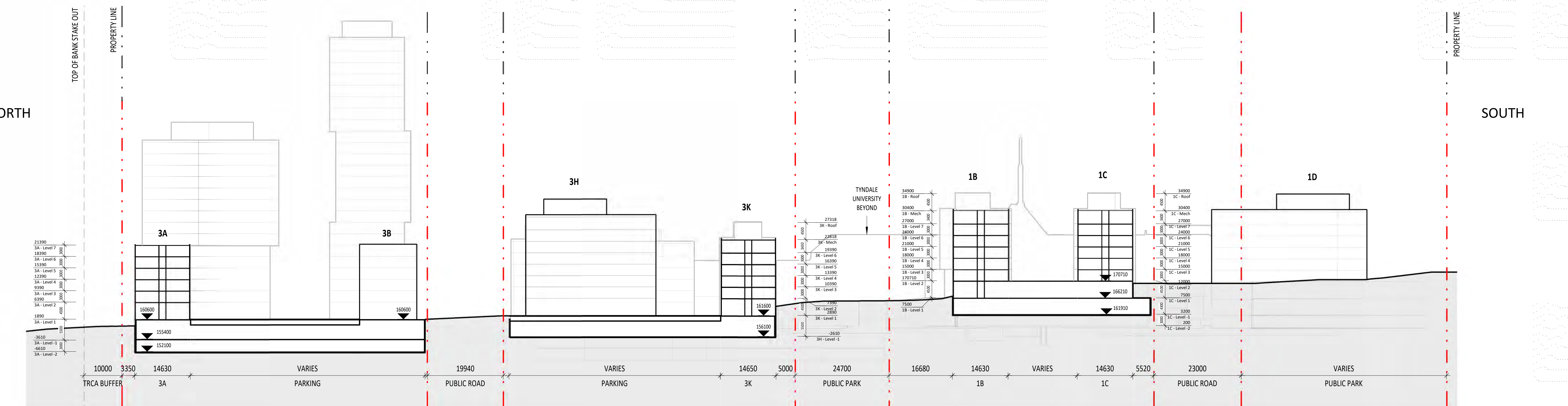
**WEST ELEVATION -  
ALONG BAYVIEW AVE.**

**A301**




1 Section A-A'  
1:500


2 SECTION A1-A1'  
1:500



3 Section B-B'  
1:500



VIEW 1 - ANGULAR PLANE 3D VIEW



VIEW 2 - ANGULAR PLANE 3D VIEW




Copyright is that of the Architect.  
An original of this drawing, reproduced by any means from any media, without prior written approval of the Architect is to be used for informational purposes only.  
The Architect is not liable for any loss or distortion of information resulting from subsequent reproduction of this original drawing.

- GENERAL NOTES:**
1. Drawings are to be used as a guide. Contractor will verify all existing conditions and dimensions required to perform the Work and will report any discrepancies within the Contract Documents to the Architect before commencing work.
  2. The Architect's drawings are to be used in conjunction with all other Contract Documents including the Project Manual and the Structural, Mechanical and Electrical Drawings. In cases of differences between the Contract Documents with respect to the quantity, date or scope of work, the greater shall apply.
  3. Positions of proposed or finished Mechanical or Electrical devices, Wiring and Piping are indicated on the Architectural Drawings. Locations shown on the Architectural Drawings and given own Mechanical and Electrical Drawings. Mechanical and Electrical items not clearly located will be located as directed by the Architect.
  4. Dimensions indicated on a plan between the faces of finished surfaces unless otherwise noted.
  5. The architect has not been retained for supervision of construction and assumes no responsibility for means, methods and techniques of construction.
  6. These drawings are not to be used for construction unless specifically noted for such purpose.

**WITHOUT PREJUDICE**

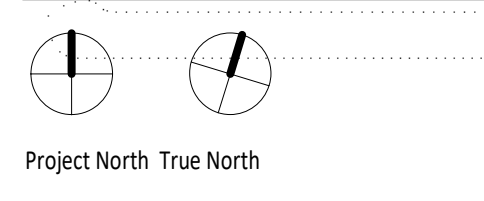
4	JUNE 18 2023	CPA / REZONING APP - WITHOUT PREJUDICE
3	JAN 13 2023	CPA / REZONING APP - WITHOUT PREJUDICE
2	DEC 13 2021	CPA / REZONING APPLICATION
1	JUNE 11 2021	CPA / REZONING APPLICATION



**KPMB Architects**  
351 King St. E., Suite 1200  
Toronto, ON, Canada M5A 0L6  
416.977.5104

Markee Developments  
**Tyndale Green**

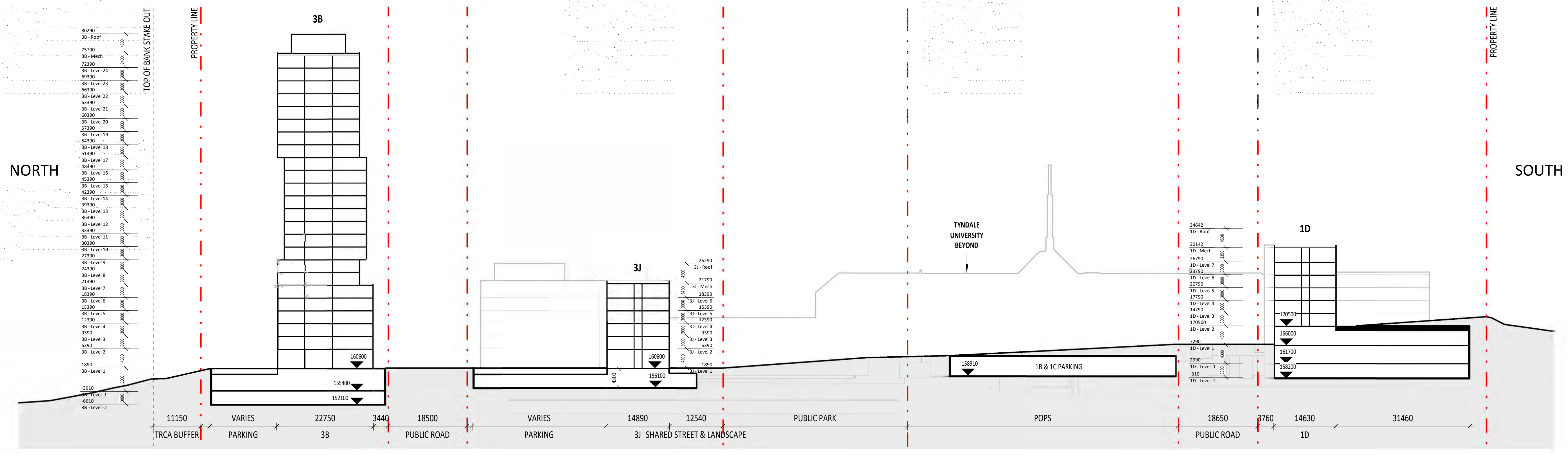
3377 Bayview Ave  
North York, ON M2M 3S4



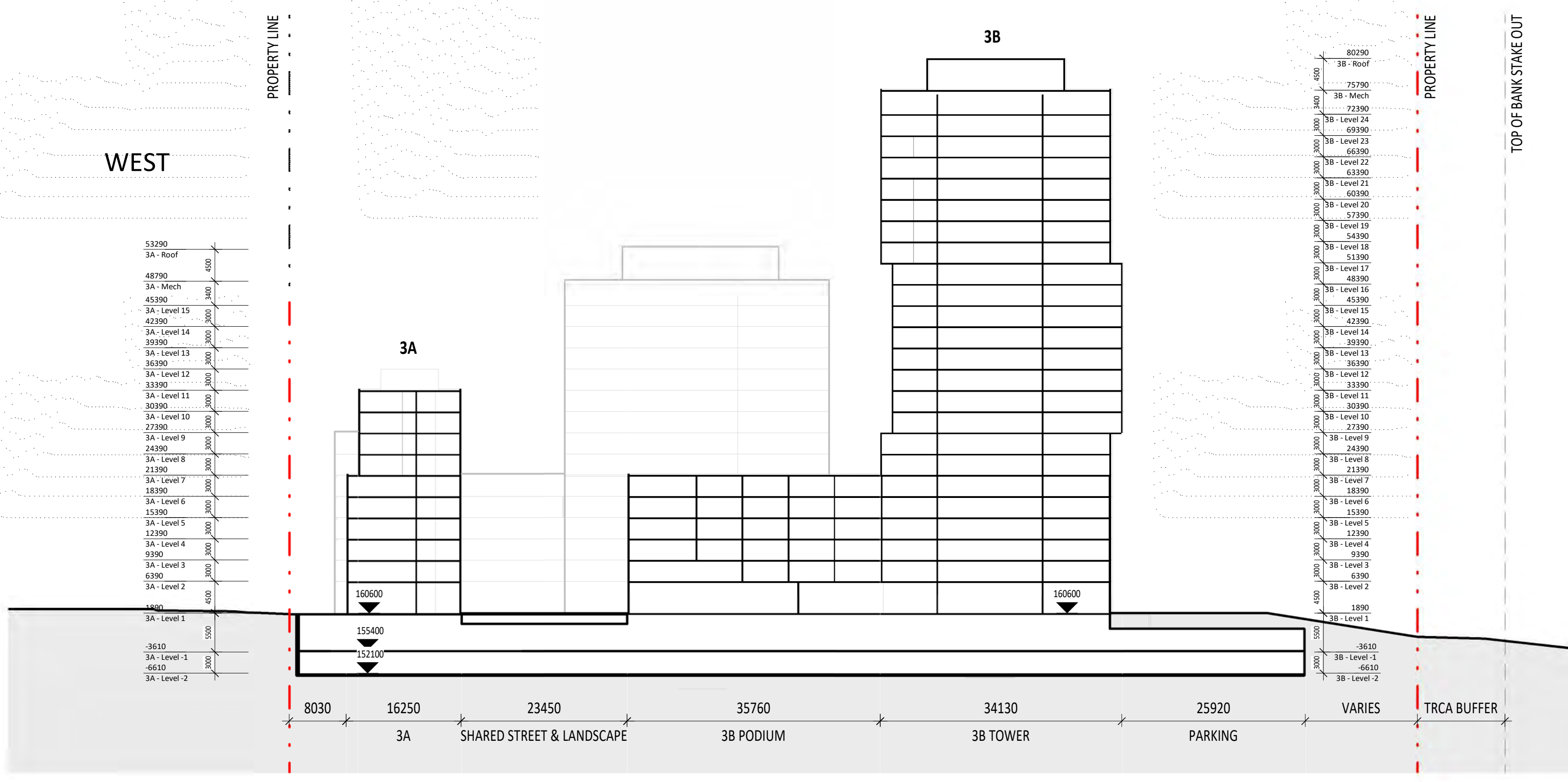
Project No: 2012  
Scale: As indicated  
Plot Date: 03/14/23

**SITE SECTIONS**

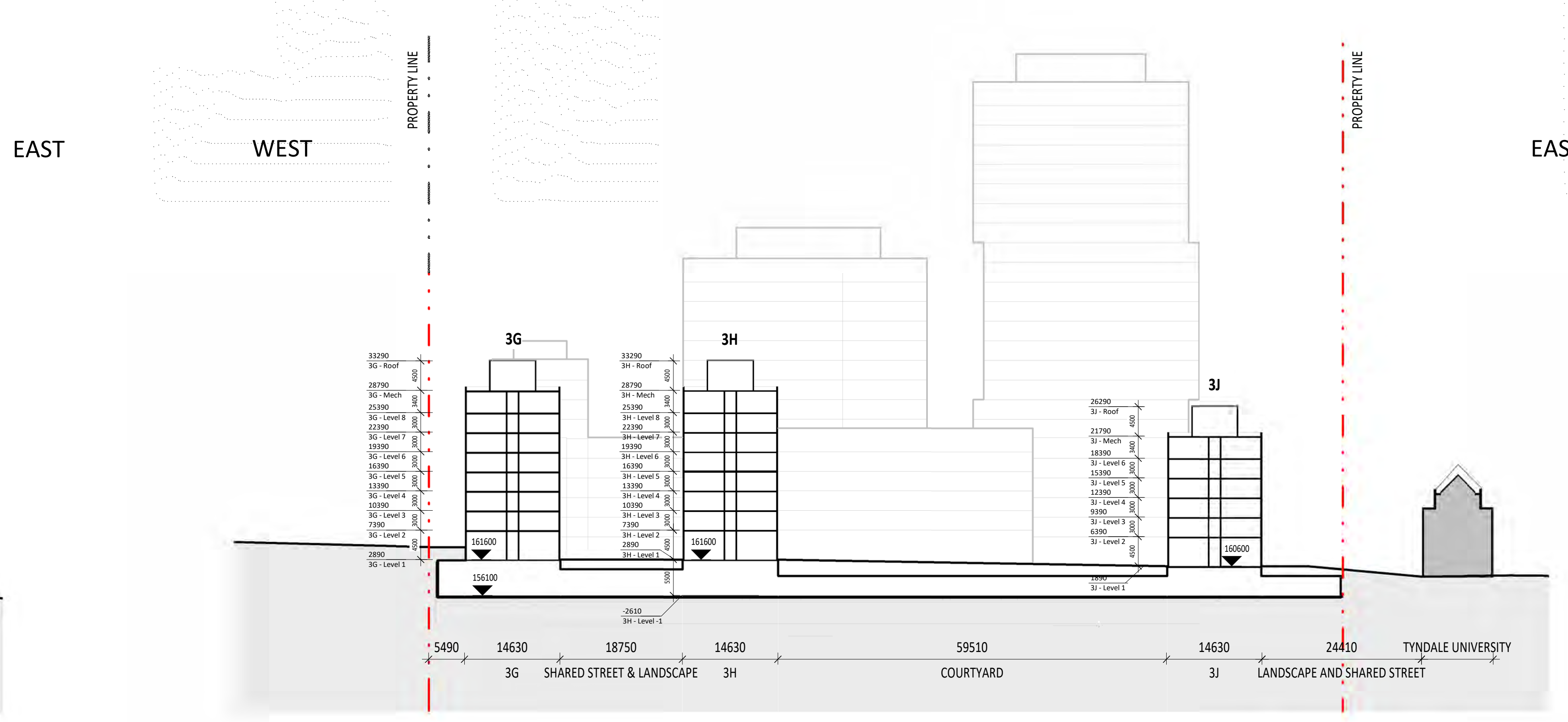
**A401**



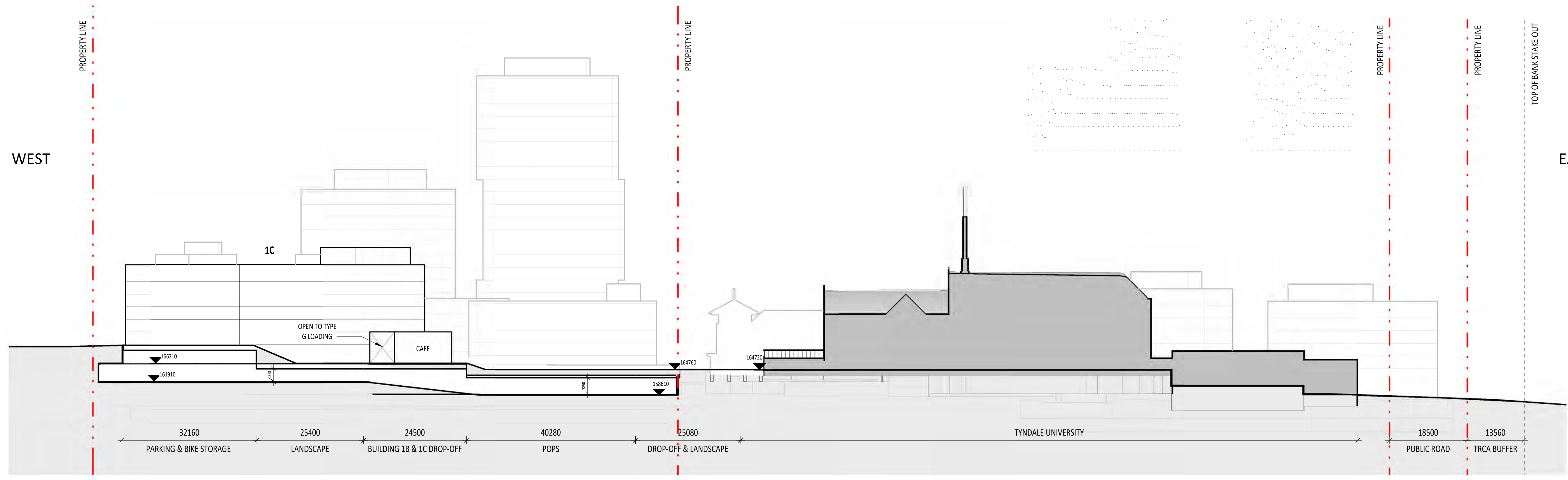
1 SECTION C-C'  
1:500



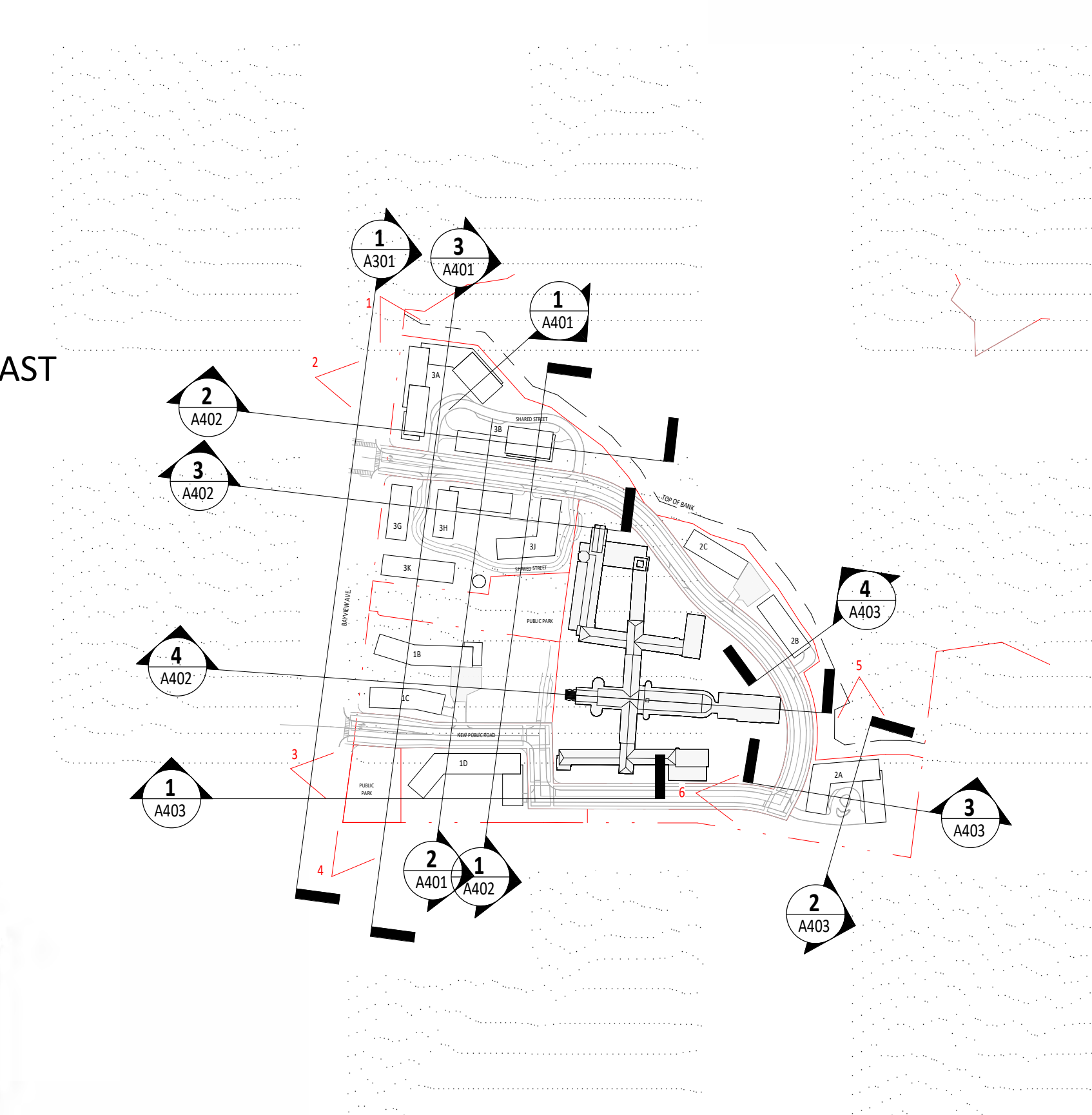
2 SECTION D-D'  
1:500



3 SECTION E-E'  
1:500



4 SECTION F-F'  
1:500



Copyright is that of the Architect.  
An original of this drawing, reproduced by any means from any media without prior written approval of the Architect is to be used for informational purposes only.  
The Architect is not liable for any loss or distortion of information resulting from subsequent reproduction of this original drawing.

**GENERAL NOTES:**

- Drawings are to be used by the contractor. Contractor will verify all existing conditions and dimensions required to perform the work and will report any discrepancies to the Architect in writing before commencing work.
- The Architect's drawings are to be used in conjunction with all other Contract Documents including the Project Manual and the Structural, Mechanical and Electrical Drawings. In case of discrepancy between the Contract Documents with respect to the quantity, date or scope of work, the greater shall apply.
- Positions of support for finished Mechanical or Electrical devices, wiring and fixtures are indicated on the Architectural Drawings. Locations shown on the Architectural Drawings and given own Mechanical and Electrical Drawings. Mechanical and Electrical items not clearly located will be located as directed by the Architect.
- Dimensions indicated on a plan between the faces of finished surfaces unless otherwise noted.
- The architect has not been retained for supervision of construction and assumes no responsibility for means, methods and techniques of construction.
- These documents are not to be used for construction unless specifically noted for such purpose.

**WITHOUT PREJUDICE**

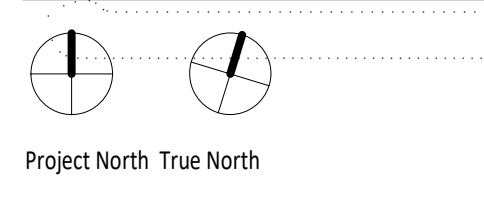
4	JUNE 18, 2023	CPA / REZONING APP - WITHOUT PREJUDICE
3	JAN 13, 2023	CPA / REZONING APP - WITHOUT PREJUDICE
2	DEC 13, 2022	CPA / REZONING APPLICATION
1	JUNE 11, 2022	CPA / REZONING APPLICATION



**KPMB Architects**  
351 King St. E., Suite 1200  
Toronto, ON, Canada M5A 0L6  
416.977.5104

Markee Developments  
**Tyndale Green**

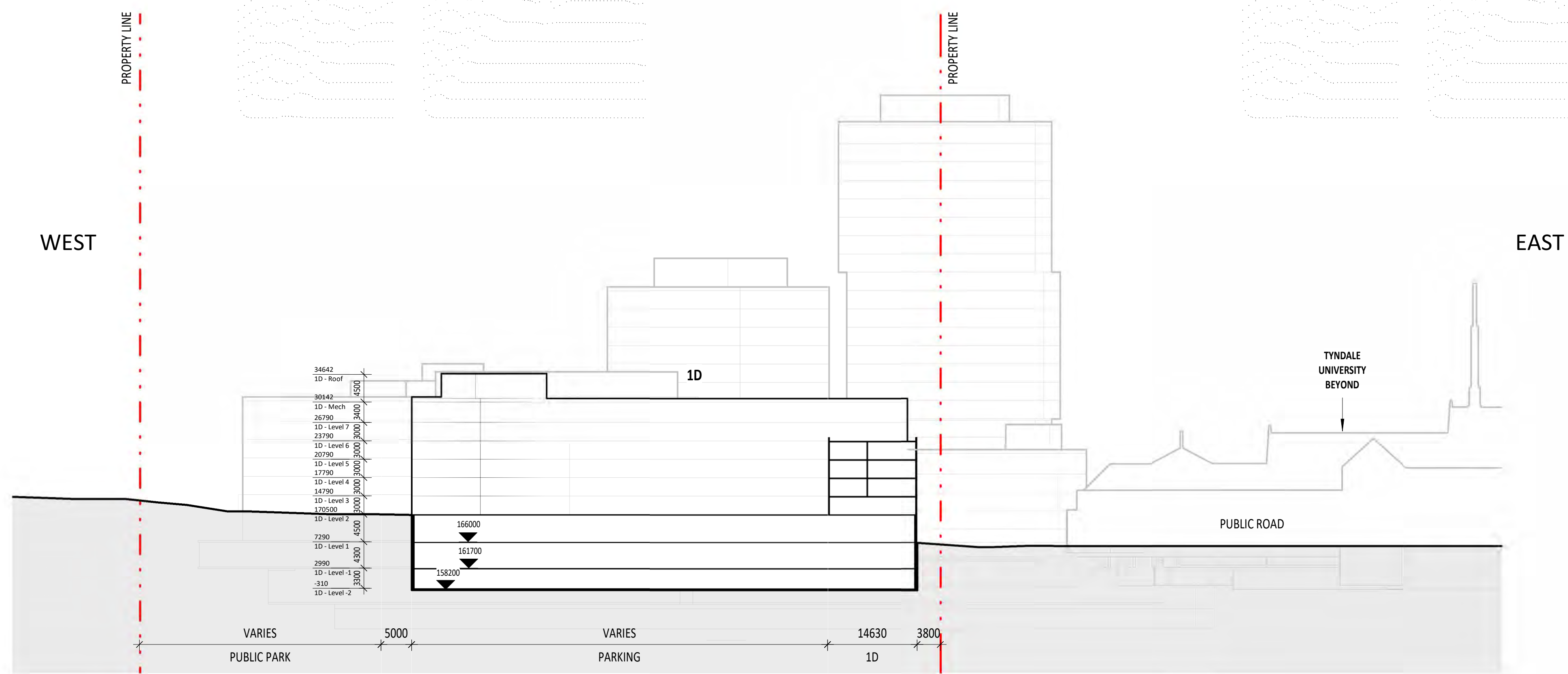
3377 Bayview Ave  
North York, ON M2M 3S4



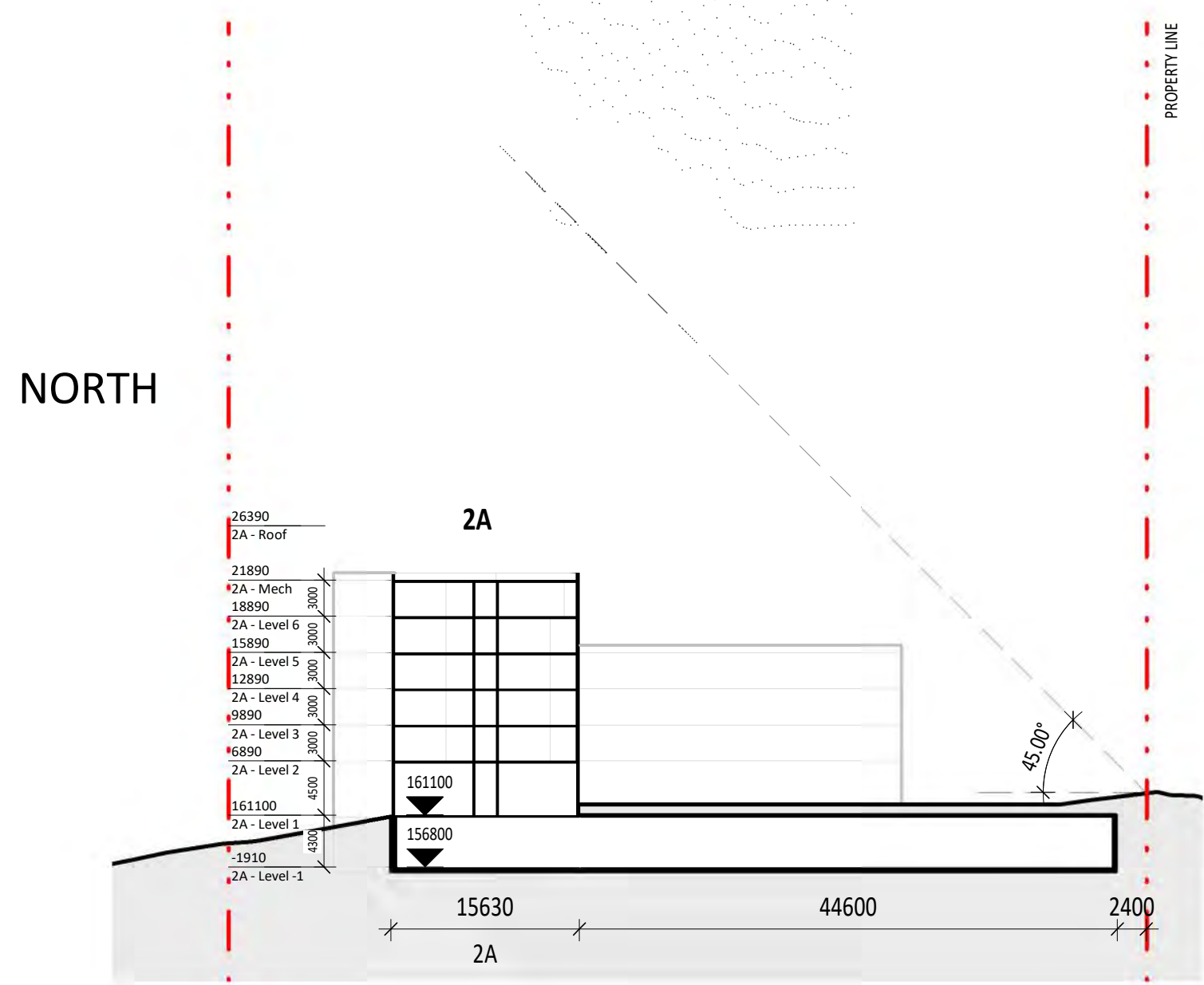
Project No. 2012  
Scale As indicated  
Plot Date 03/14/23

**SITE SECTIONS**

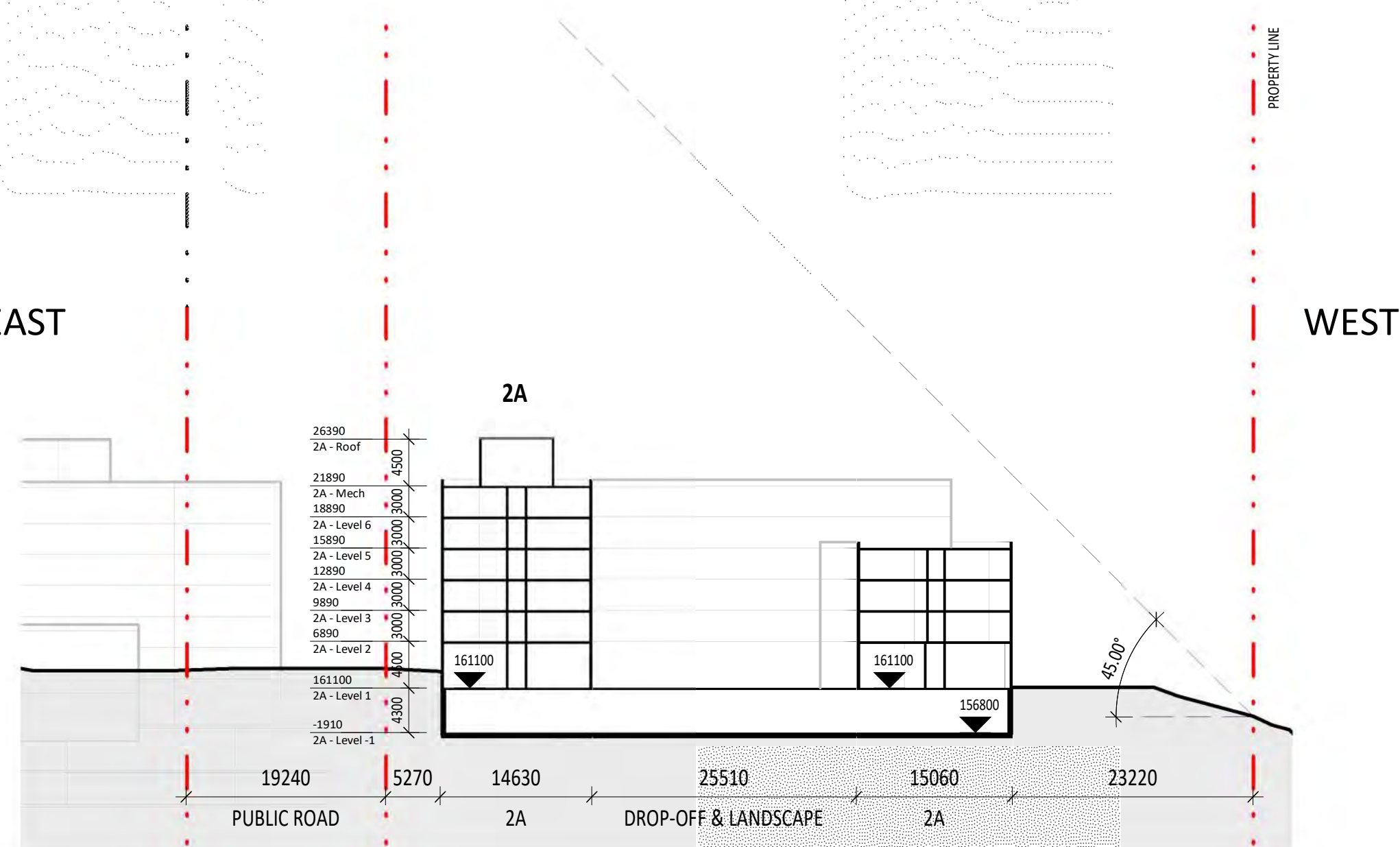
**A402**



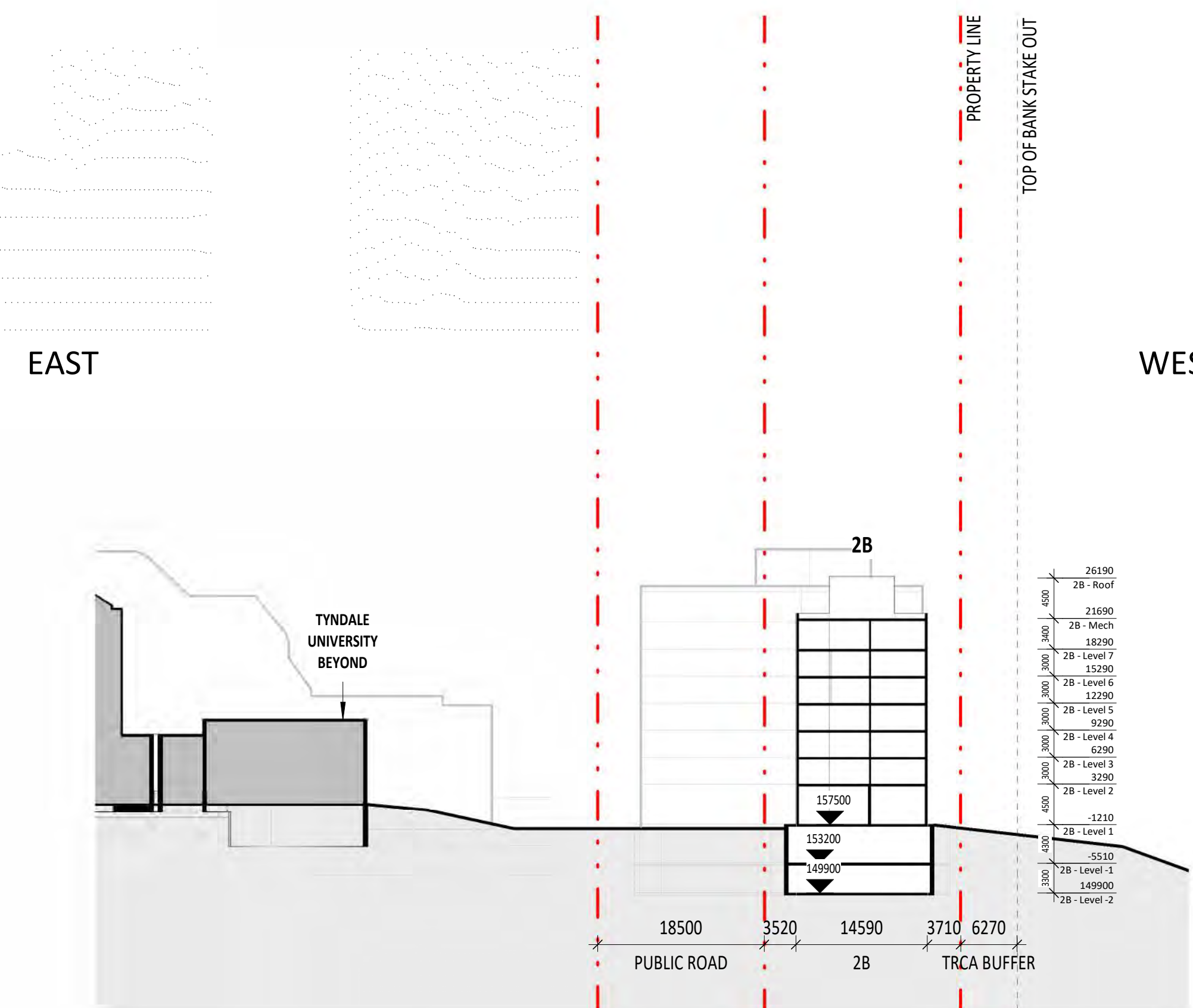
1 SECTION G-G'  
1:500



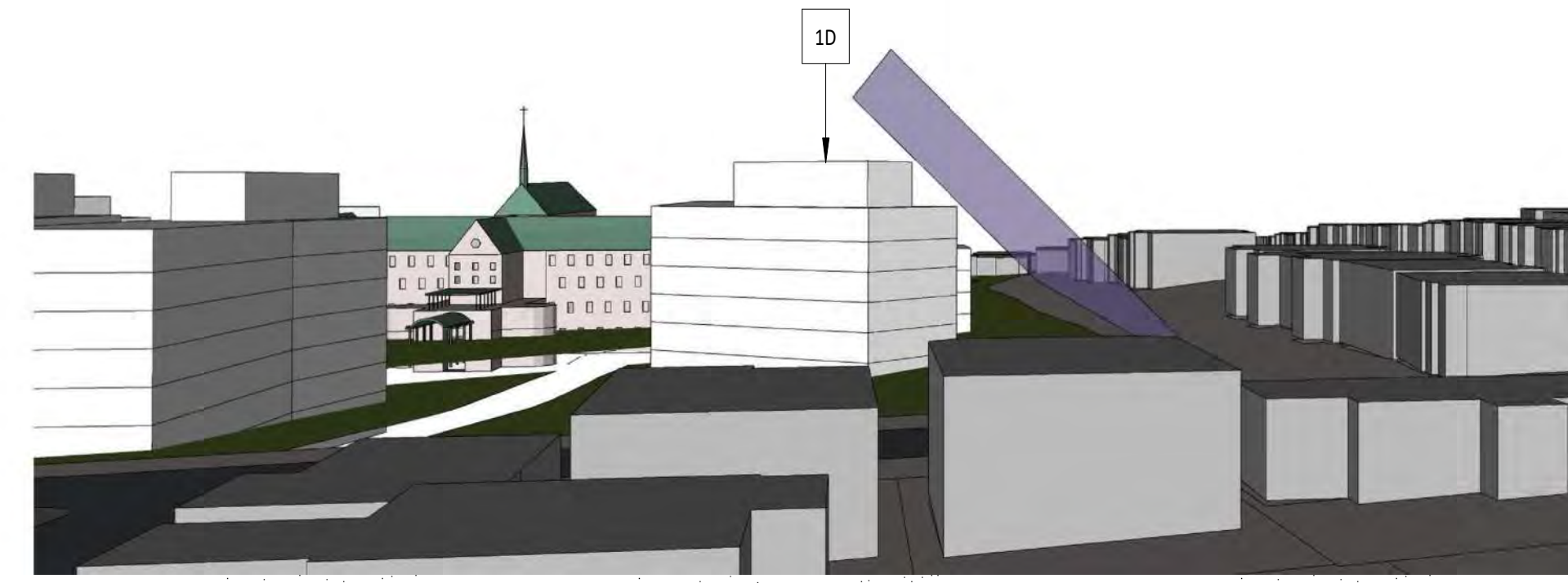
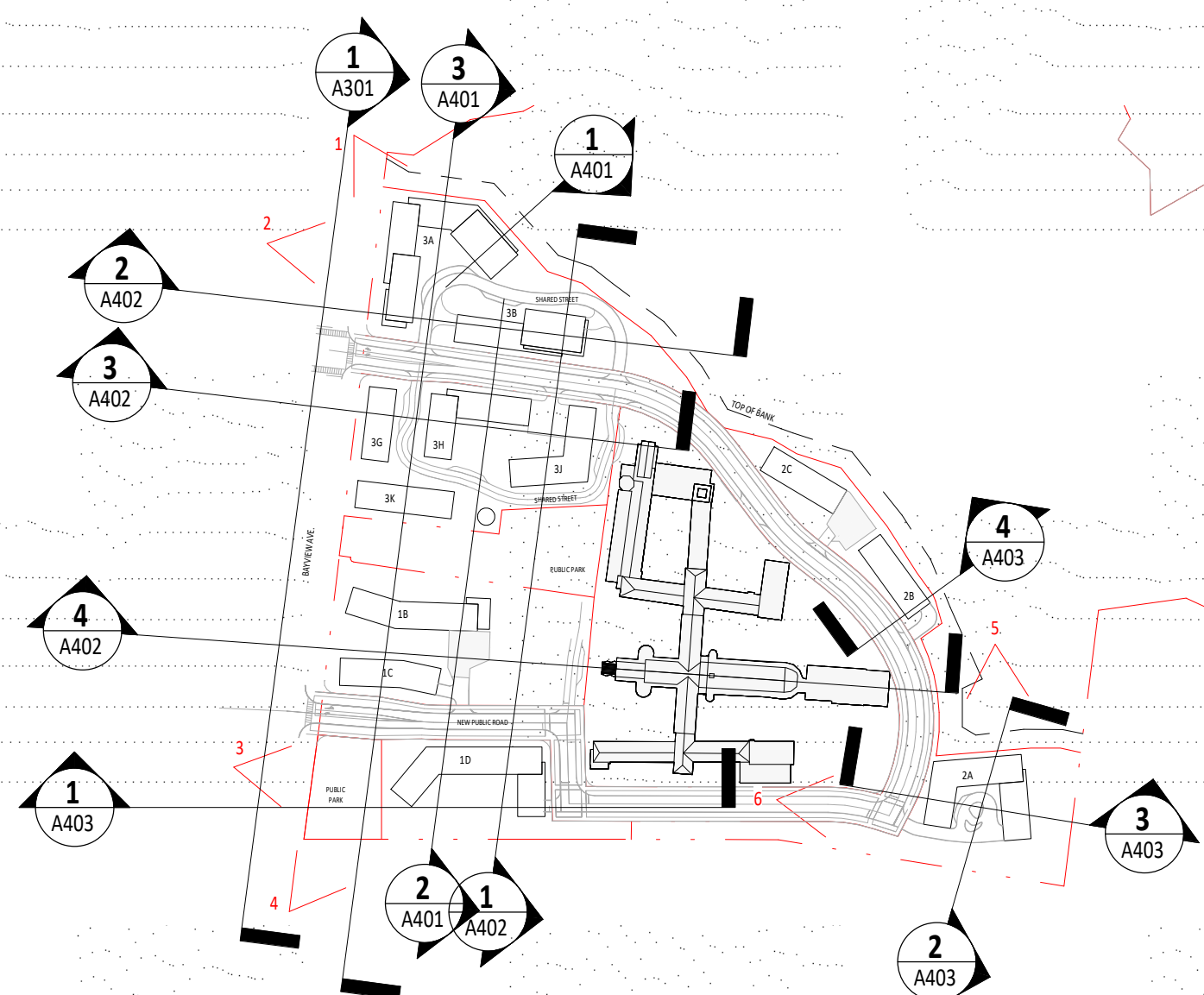
2 SECTION H-H'  
1:500



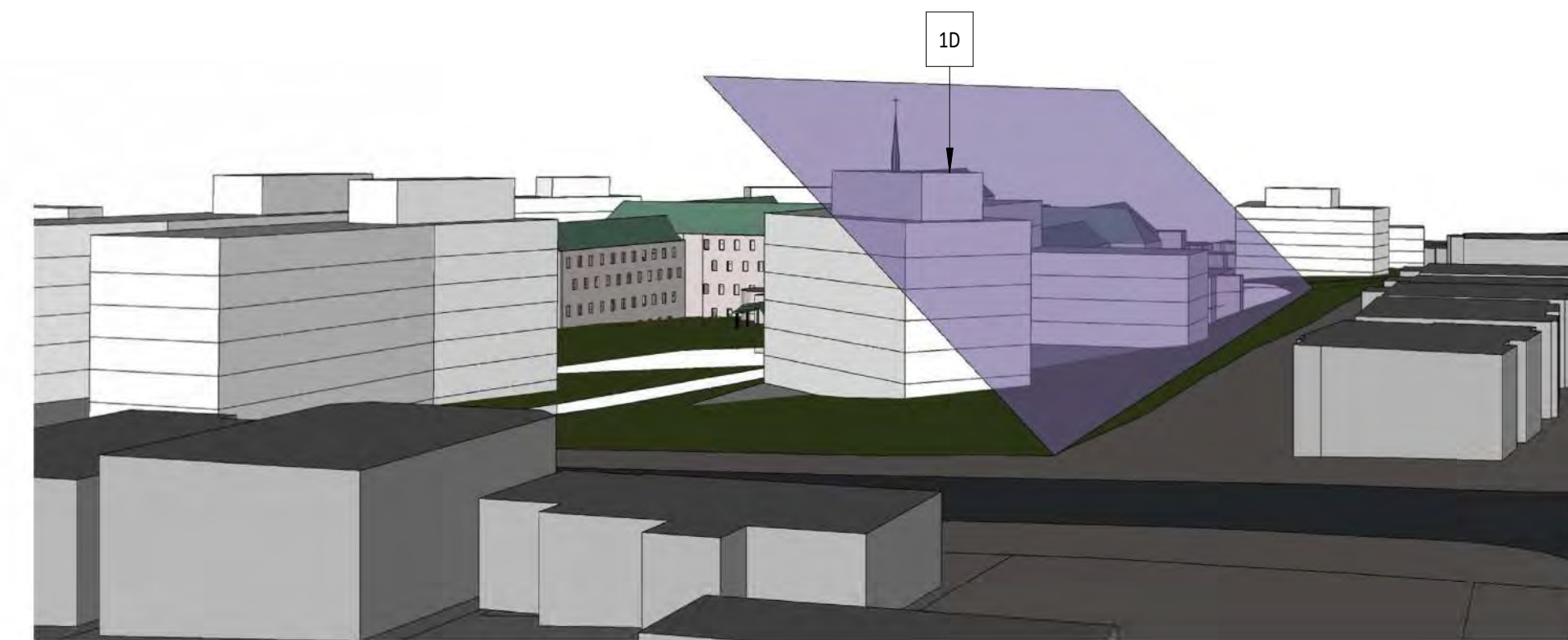
3 SECTION I-I'  
1:500



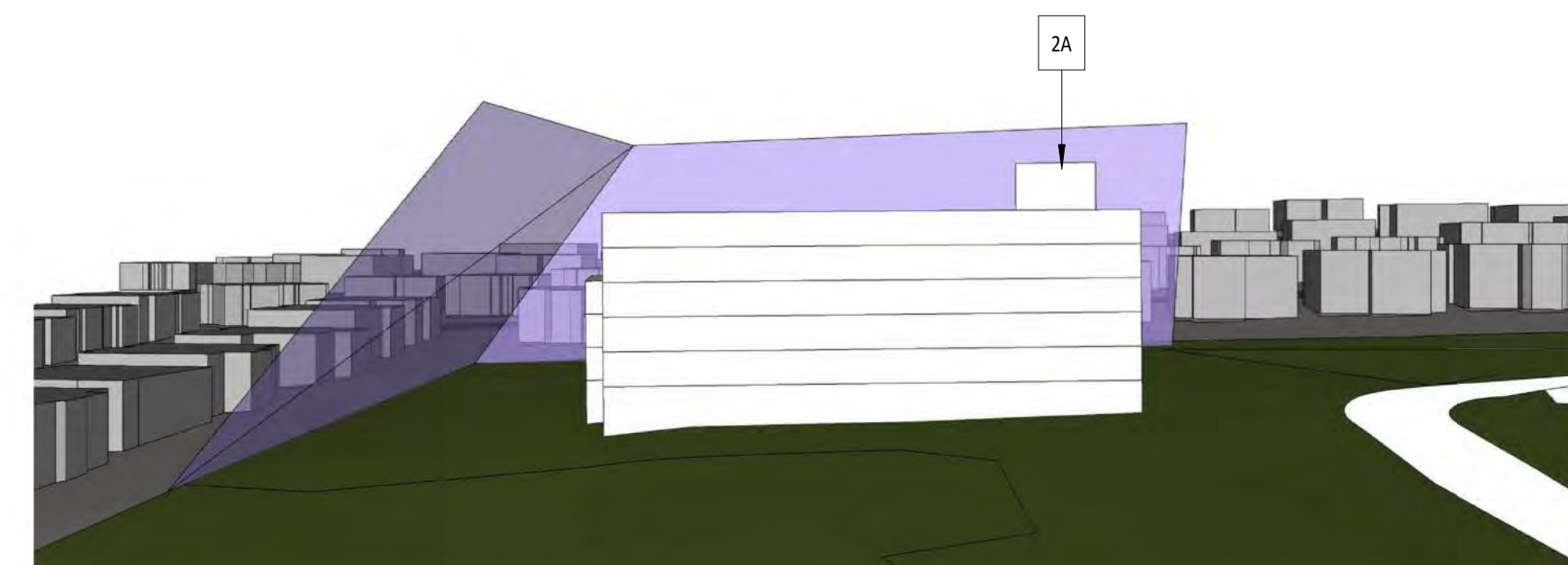
4 SECTION J-J'  
1:500



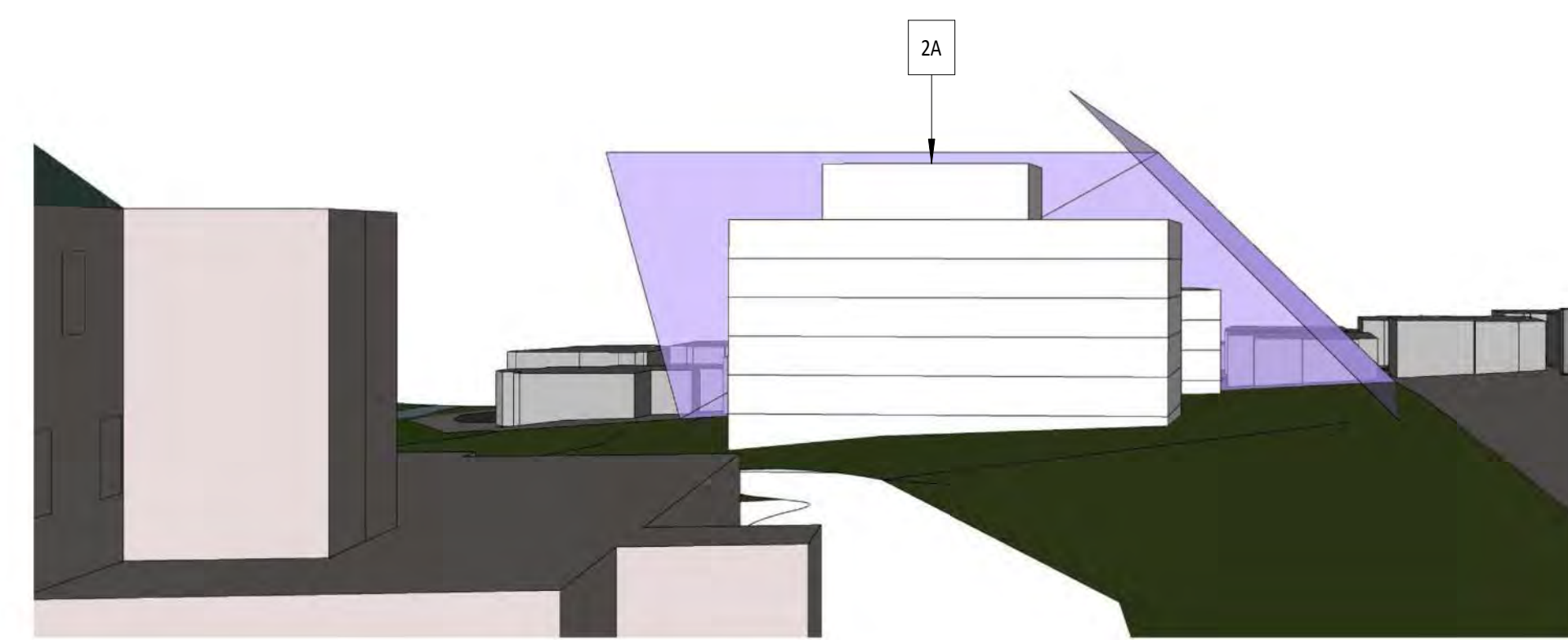
VIEW 3 - ANGULAR PLANE 3D VIEW



VIEW 4 - ANGULAR PLANE 3D VIEW



VIEW 5 - ANGULAR PLANE 3D VIEW



VIEW 6 - ANGULAR PLANE 3D VIEW

Copyright is that of the Architect.  
 An original of this drawing, reproduced by any means from any media without prior written approval of the Architect is to be used for information only.  
 The Architect is not liable for any loss or distortion of information resulting from subsequent reproduction of this original drawing.

**GENERAL NOTES:**

1. Drawings are to be used as a guide. Contractor will verify all existing conditions and dimensions required to perform the Work and will report any discrepancies with the Contract Documents to the Architect before commencing work.
2. The Mechanical Drawings are to be read in conjunction with all other Contract Documents including the Project Manual and the Structural, Mechanical and Electrical Drawings. In case of difference between the Contractor's documents with respect to the quantity, date or scope of work, the general shall apply.
3. Positions of support or finished Mechanical or Electrical devices, Wiring and Piping are indicated on the Mechanical Drawings. Locations shown on the Architectural Drawings and given own Mechanical and Electrical Drawings, Mechanical and Electrical items not clearly located will be located as directed by the Architect.
4. Dimensions indicated are taken between the faces of finished surfaces unless otherwise noted.
5. The architect has not been retained for supervision of construction and assumes no responsibility for means, methods and techniques of construction.
6. These documents are not to be used for construction unless specifically noted for such purpose.

**WITHOUT PREJUDICE**

4	JAN 14 2023	04 / REZONING APP - WITHOUT PREJUDICE
3	JAN 13 2023	04 / REZONING APP - WITHOUT PREJUDICE

Rev. Date Issued



Project No: 2012  
 Scale: As indicated  
 Plot Date: 03/14/23

**SITE SECTIONS**

**A403**



Shadow - March 21 Equinox 9:18am



Shadow - March 21 Equinox 10:18am



Shadow - March 21 Equinox 11:18am



Shadow - March 21 Equinox 12:18pm



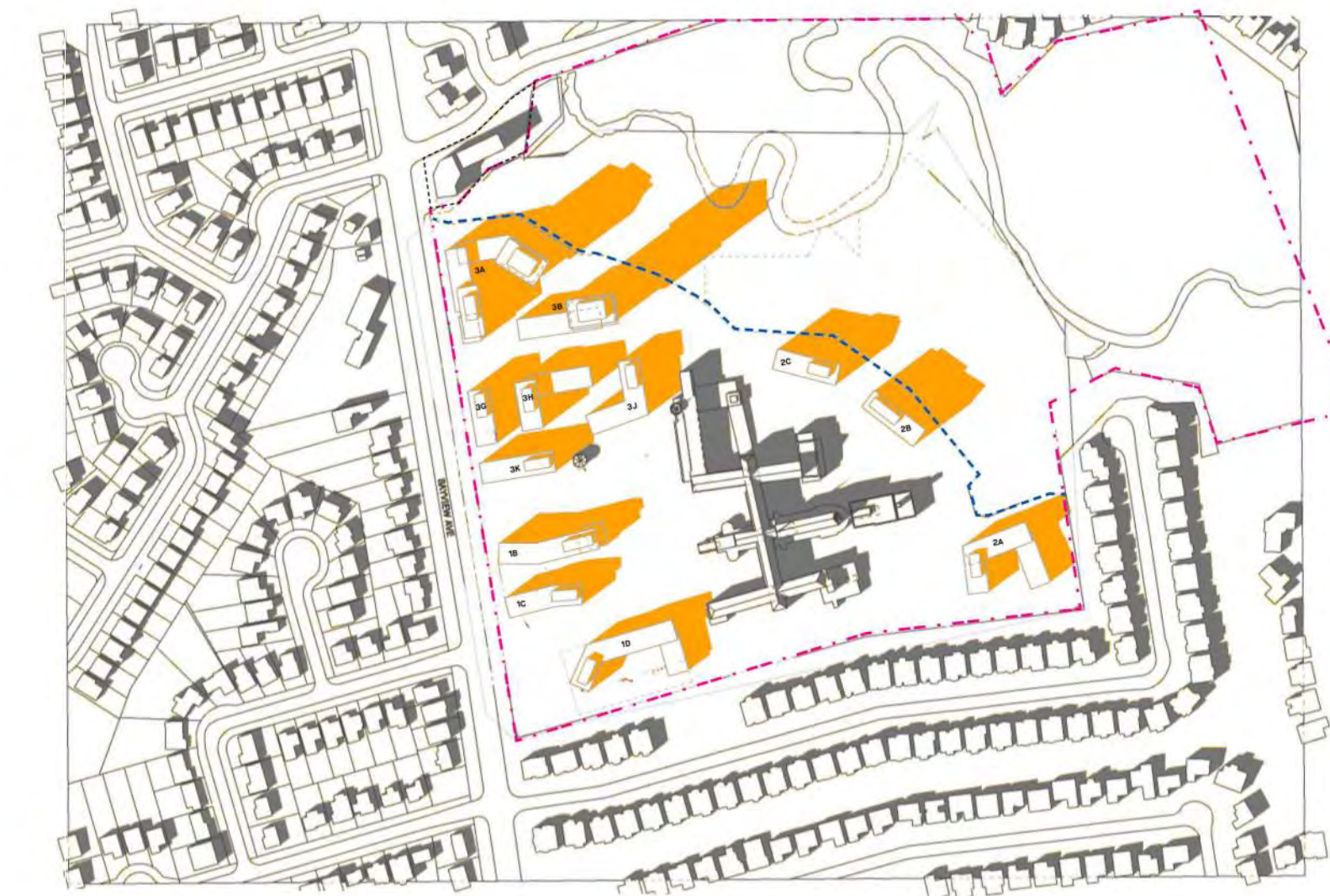
Shadow - March 21 Equinox 1:18pm



Shadow - March 21 Equinox 2:18pm



Shadow - March 21 Equinox 3:18pm



Shadow - March 21 Equinox 4:18pm



Shadow - March 21 Equinox 5:18pm



Shadow - March 21 Equinox 6:18pm

Copyright is that of the Architect. Any use of this drawing reproduced by any means from any media without prior written approval of the Architect is to be used for informational purposes only. The Architect is not liable for any loss or distortion of information resulting from subsequent reproduction of this original drawing.

- GENERAL NOTES:**
1. Drawings are not to be scaled. Contractor will verify all existing conditions and dimensions required to perform the Work and will report any discrepancies with the Contract Documents to the Architect before commencing work.
  2. The Architect's Drawings are to be read in conjunction with all other Contract Documents including the Project Manual and the Structural, Mechanical and Electrical Drawings. In case of difference between the Contract Documents with respect to the quantity, class or scope of work, the greater shall apply.
  3. Positions of support or finished Mechanical or Electrical devices, Wiring and Piping are indicated on the Architectural Drawings. Locations shown on the Architectural Drawings and given on Mechanical and Electrical Drawings, Mechanical and Electrical Items not clearly located will be located as directed by the Architect.
  4. Dimensions indicated are taken between the faces of finished surfaces unless otherwise noted.
  5. The Architect has not been retained for supervision of construction and assumes no responsibility for means, methods and techniques of construction.
  6. These documents are not to be used for construction unless specifically noted for such purpose.

 NEW NET SHADOW

**WITHOUT PREJUDICE**

4	MAR 16 2023	CPA / REZONING APP - WITHOUT PREJUDICE
3	JAN 13 2023	CPA / REZONING APP - WITHOUT PREJUDICE
2	DEC 13 2022	CPA / REZONING APPLICATION
1	JUNE 11 2022	CPA / REZONING APPLICATION

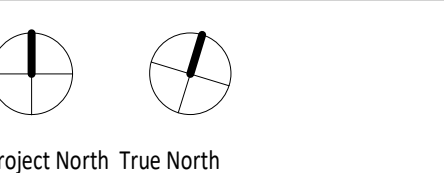
Rev. Date Issued



**KPMB Architects**  
351 King St E, Suite 1200  
Toronto, ON, Canada M5A 0L6  
416.977.5104

Markee Developments  
**Tyndale Green**

3377 Bayview Ave  
North York, ON M2M 3S4



Project North True North

Project No. 2012  
Scale 1:100  
Plot Date 03/14/23

**SHADOW STUDY**

**A501**