

2022


Annual Report



TACTACTACV


C

Established in 1974, mandated by the City of Toronto to support arts through diverse grant programs.



GUIDING PRINCIPLES

Arm's length funding and peer review for impartial support.



T

A

C

T

A

C

50 YEARS OF IMPACT

Celebrating 50 years of public investment, fostering a diverse arts sector citywide.

The Value of a Strong Arts Community



74%
GOVERNMENT
INVESTMENT

96%
CHILDREN'S
OVERALL
DEVELOPMENT

79%
IMPROVE
MENTAL HEALTH

82%
ATTRACT
BUSINESSES

87%
SENSE OF
COMMUNITY
IDENTITY

A BETTER
PLACE TO LIVE

▼ **ECONOMIC IMPACT OF ARTS
& CULTURE TOURISM IN ONTARIO**

\$11.4B

**Spent on Arts and
Culture Tourism in Ontario**

\$4B

in Tax Revenue

100k+

Full-time jobs



The average arts and culture trip has **nearly triple the economic impact** of an average non-arts and culture trip.

ARTS + CULTURE

\$ **618**

NON-ARTS + CULTURE

\$ **213**



▼ EVERY GRANT \$
OPERATING ORGANIZATIONS



TAC sustains
247
organizations
with annual or
multi-year
funding



EARN	\$ 3,40	IN TICKET'S SALES
EXPEND	\$ 5,58	ON ARTIST'S FEE + SALARIES
ATTRACT	\$ 6,11	IN DONATIONS

▼ CATALYST GRANTS

1982

Native Earth Performing Arts

1991

Inside Out Lesbian and Gay Film Festival



1995

Workman Arts Project of Ontario

2005

Tangled Art and Disability



2008*

Neighbourhood Arts Network

2009

Nia Centre for the Arts, Manifesto Community Projects

2007

Remix Project

2011*

TAF incubates two Local Arts Service Organizations



2014

RISE Arts and Community Services

2019

Mass Culture

2023*

Partner with TMU on Newcomer integration study

* TAC impact expands through Toronto Arts Foundation

MICHELLE
PEARSON
CLARKE



Over
1/3
of TAC grants
are awarded to
first time recipients

2022

51%

35%

2021

53%

35%

2020

57%

38%

2019

54%

35%

▲ ALL APPLICANTS
▲ SUCCESSFUL APPLICANTS

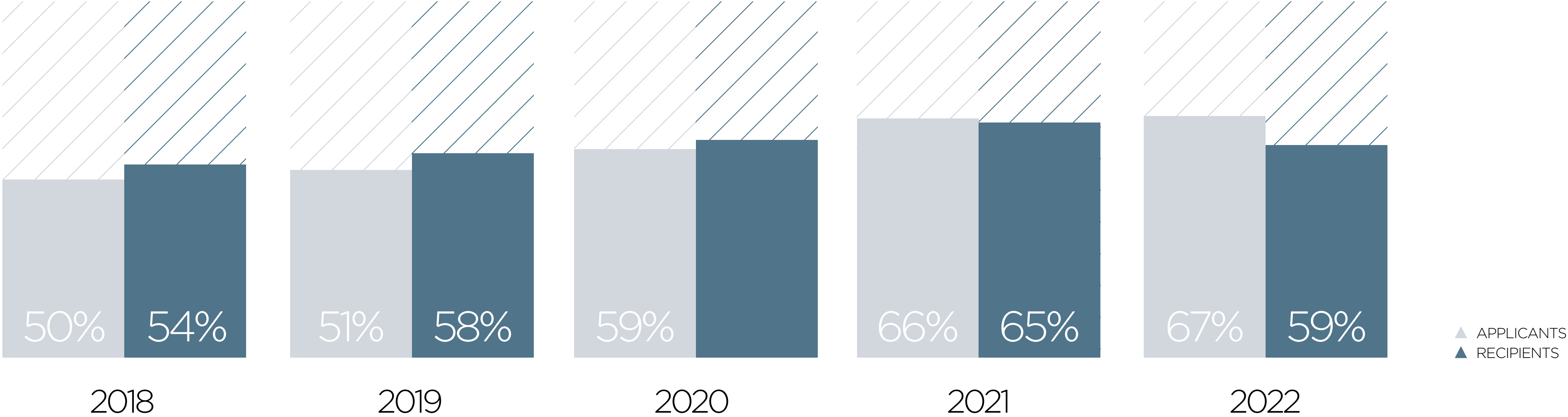
PERSONS LIVING WITH MENTAL ILLNESS + INDIGENOUS + 2SLGBTQIAP + BLACK

A LEADER
IN EQUITY +
ACCESS +
INCLUSION.



+ PERSONS OF COLOUR + DEAF PERSONS + PERSONS WITH DISABILITIES +

Over half of TAC Grant Applicants + Recipients are from Equity Priority Groups

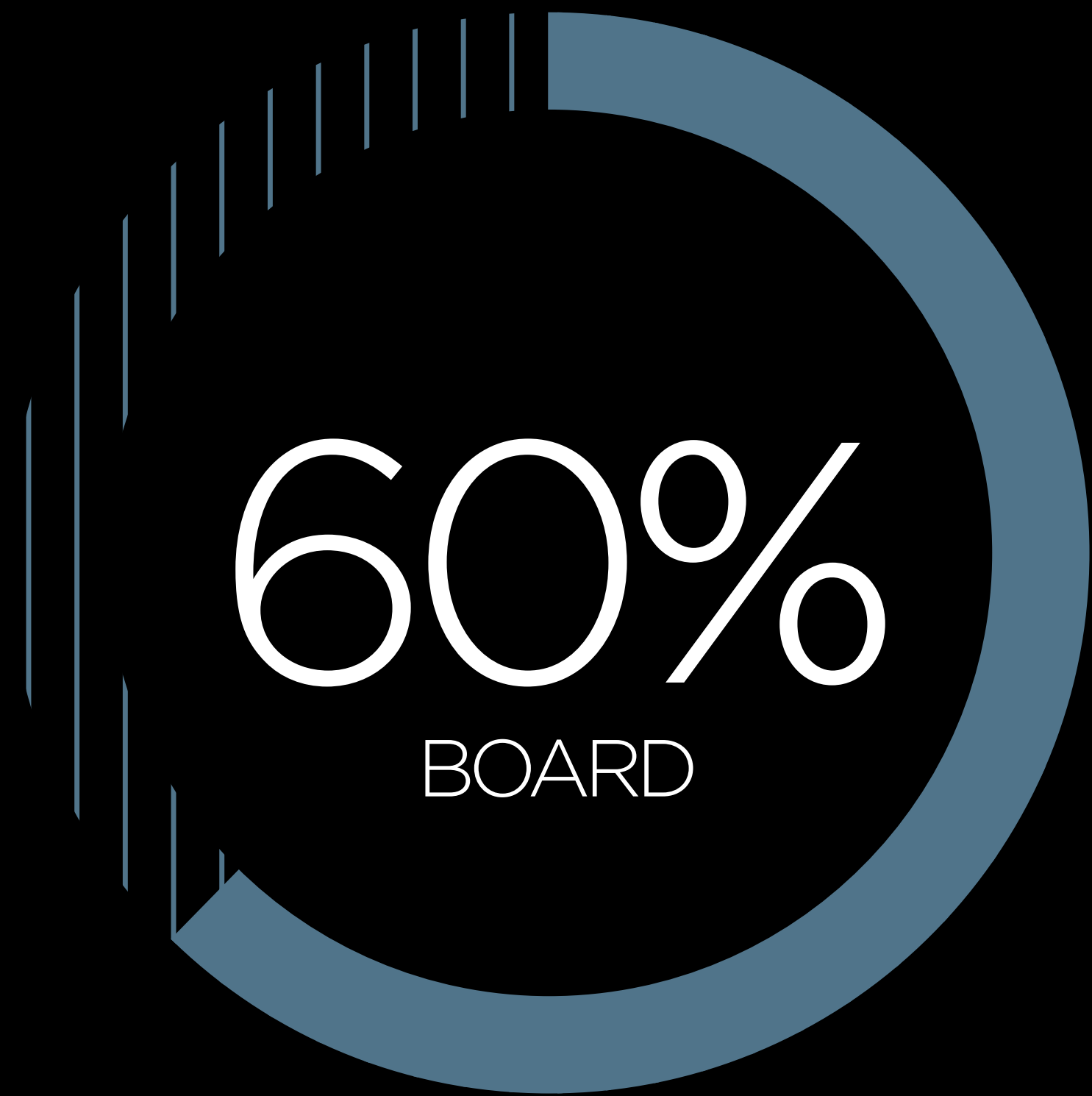


RESPONSIVE AND
EQUITABLE GRANTING

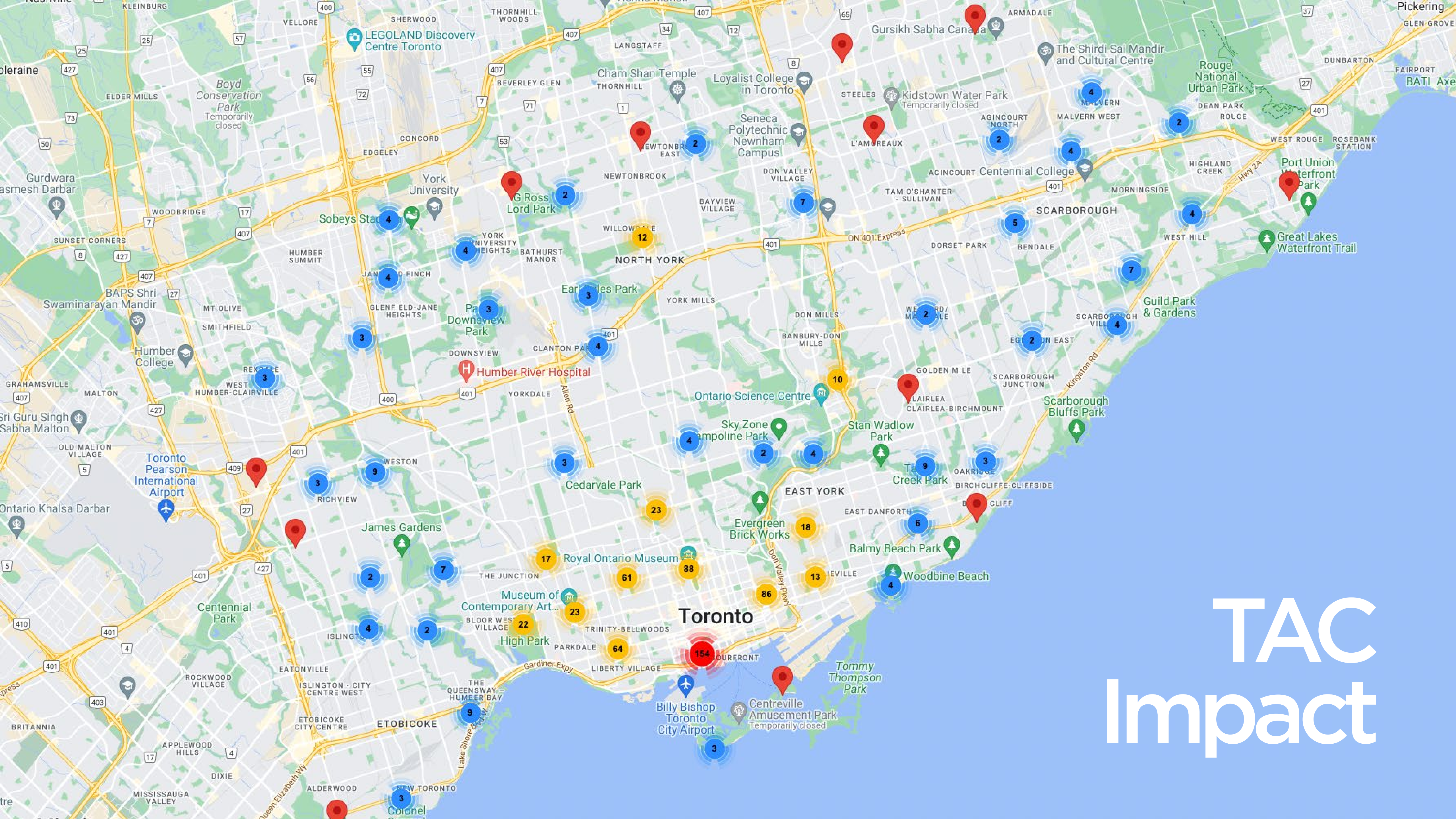
47%
2022

25%
2017

BIPOC staff
leadership in
TAC Operating
organizations
receiving **\$50K**
or more annually



BIPOC Representation
TAC Board of Directors + Staff



TAC Impact

STRATEGIC GRANTS

Supporting arts programming outside the downtown core

ANIMATING TORONTO PARKS

ANIMATING HISTORIC SITES

ARTREACH

NEWCOMER & REFUGEE ARTS ENGAGEMENT & MENTORSHIP

ARTISTS IN THE LIBRARY

ARTISTS IN THE SCHOOLS



OCTOBER 2020

BLACK ARTS FUNDING FOR A BLACK ARTS FUTURE: RECOMMENDATIONS FOR TORONTO ARTS COUNCIL

Prepared by Paulina O’Kieffe-Anthony and Kai ner Maa Pitanta



We Have Done Enough an art installation designed by artist Anique Jordan and presented by NIA Centre for the Arts, challenges viewers to consider the significant work that Black people have put into explaining and fighting against racism. Photo: Nabil Shash

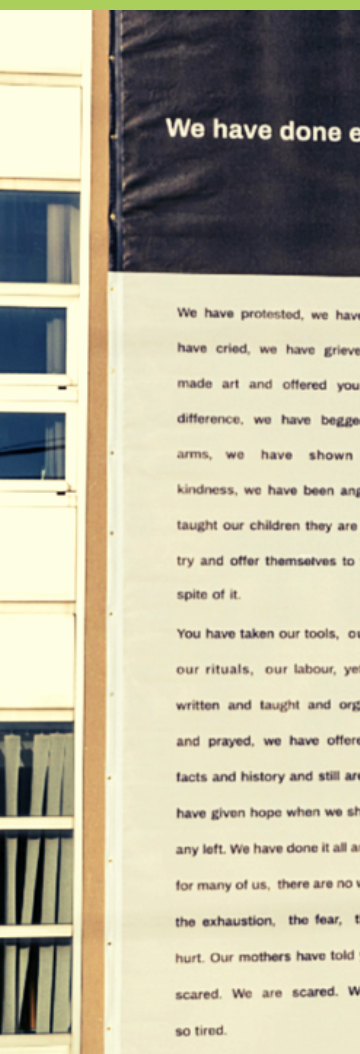
COMMUNITY LED PROGRAM LAUNCH IN 2021

BLACK ARTS PROGRAM

OCTOBER 2020

BLACK ARTS FUNDING FOR A BLACK ARTS FUTURE: RECOMMENDATIONS FOR TORONTO ARTS COUNCIL

Prepared by Paulina O’Kieffe-Anthony and Kai ner Maa Pitanta



We Have Done Enough an art installation designed by artist Anique Jordan and presented by NIA Centre for the Arts, challenges viewers to consider the significant work that Black people have put into explaining and fighting against racism. Photo: Nabil Shash

OPERATING

ODDSIDE ARTS **AFROWAVETO** **BLACK ARTISTS' NETWORKS** **INDIALOGUE GALLERY** **AND CULTURAL CENTRE** **BLACK WOMEN FILM** **BLACKHURST CULTURAL CENTRE** **KASHEDANCE** **LUA SHAYENNE DANCE COMPANY** **RISE ARTS AND COMMUNITY SERVICES** **SOUND-CHECK** **YOUTH ARTS INC.** **WILDSEED CENTRE FOR ART AND ACTIVISM**

PROGRAM



PROJECTS PROGRAM

▶ \$ **10K** Creation and Development


▶ \$ **15K** Presentation

Wraparound Supports

MENTORSHIP
BLACK ARTS CONNECT
BLACK FUTURES STUDIO



ARTIST INCOME PRECARITY + CULTURAL SPACE




80% of Toronto's artists and arts workers believe they cannot make a living wage.


Half of our artists make under \$30K per year.

Nearly 1 in 5 artists have been renovicted.

Individual Artist Grants



INCREASED
GRANTS TO MEET
INFLATION




FEWER
GRANTS

20% SUCCESS
RATE

\$8K

AVERAGE
GRANTS



NOT ENOUGH TO COVER
COSTS & MATERIALS

TAC IS NOT MEETING CURRENT NEEDS.

Outlook for Arts Organizations

2022


44%

OF TAC FUNDED OPERATING ORGANIZATIONS POSTED **ANNUAL DEFICITS**


2019

37%

OF TAC FUNDED OPERATING ORGANIZATIONS POSTED **ANNUAL DEFICITS**



\$9.2M



\$2.8M

Canada's four largest municipal arts councils

	# GRANTS	\$ GRANTS	PER CAPITA	PER CAPITA COST TO ADMINISTER GRANTS
MONTREAL	1072	+\$18M	\$10.98	\$2.02
CALGARY	676	+\$13M	\$9.64	\$2.78
EDMONTON	486	+\$14M	\$12.92	\$4.84
▶ TORONTO	883	+\$23M	\$8.42	\$0.77

Thank you.



▲ [TORONTOARTSCOUNCIL.ORG](https://torontoartscouncil.org)