

2024 Interim Water and Wastewater Consumption Rates and Service Fees

Date: November 17, 2023

To: Executive Committee

From: Chief Financial Officer and Treasurer and General Manager, Toronto Water

Wards: All

SUMMARY

This report recommends the adoption by City Council of 2024 interim water and wastewater consumption rates and service fees as set out in this report. The adoption of these interim rates and fees is requested in advance of the 2024 Tax and Rate Supported Operating and Capital Budgets in order to establish these rates and fees and provide City staff with the necessary authority to implement the interim new rates and service fees effective January 1, 2024, consistent with financial modeling and the rate increase requirements presented during the 2023 Budget Process. These interim rates may be amended by City Council when the 2024 Rate supported Operating and Capital Budgets are approved, which is expected in Q1 of 2024.

The 2023 Water and Wastewater Consumption Rates and Service Fees, approved by City Council, concurrently with the 2023 Operating Budget and 2023-2032 Capital Budget and Plan ("10 Year Plan"), were based on a 10 year financial model predicated on a 3% annual increase in water and wastewater consumption rates, and an annual inflationary increase in water and wastewater service fees, for each year of the 10 Year Plan commencing in 2023 and ending in 2032.

Accordingly, this report recommends, effective January 1, 2024, an interim 3% water and wastewater consumption rate increase and inflationary and cost recovery increases for certain existing water and wastewater service fees, reflecting the cost of providing these services.

The report also provides additional information on water consumption, as well as further details on recommended interim 2024 water and wastewater consumption rates and service fees.

RECOMMENDATIONS

The Chief Financial Officer and Treasurer and the General Manager, Toronto Water, recommend that:

1. City Council adopt:

a. Effective January 1, 2024, an interim 3% rate increase to the combined water and wastewater consumption rates (paid on or before the due date) charged to metered consumers as shown below and in Appendix B attached to this report;

Annual Consumption	Paid on or before the due date, \$/m3	Paid after the due date, \$/m3
Block 1 - All consumers of water, including the first 5,000 cubic metres per year consumed by Industrial users ("Block 1 rate")	4.5178	4.7555
Block 2 - Industrial process – use water consumption over 5,000 cubic metres per year, representing a 30% reduction from the Block 1 Rate ("Block 2 rate")	3.1624	3.3288

b. Effective January 1, 2024, an interim increase of 3% to the water and wastewater consumption rates (paid on or before the due date) charged to flat rate consumers, as set out in Appendix B attached to this report;

c. Effective January 1, 2024, the water and wastewater interim service fees, as set out in Appendix C attached to this report;

2. City Council adopt, with respect to assistance for low-income seniors and low-income disabled persons:

a. Effective January 1, 2024, the interim water rebate for eligible low-income seniors and low-income disabled persons be set at a rate of \$1.3553 per cubic metre, representing a 30% reduction from the Block 1 rate (paid on or before the due date);

3. City Council authorize that the necessary amendments be made to Municipal Code Chapter 441 - Fees and Charges, Municipal Code, Chapter 849 - Water and Sewage Services and Utility Bill, and any other necessary Municipal Code Chapters as may be required, to give effect to City Council's decision; and

4. City Council authorize the City Solicitor to introduce any necessary Bills required to give effect to Council's decision and authorize the City Solicitor to make any necessary clarifications, refinements, including stylistic, format and organization, minor modifications, technical amendments or by-law amendments as may be identified by the

City Solicitor, the Chief Financial Officer and Treasurer and the General Manager, Toronto Water.

FINANCIAL IMPACT

The City of Toronto Water and Wastewater Program (the “Program”) is currently fully funded on a ‘pay-as-you-go’ basis through a combined water and wastewater rate without any reliance on property taxes or borrowing/debenture financing. The property tax supported budget is not impacted by adoption of the recommendations contained in this report.

This report recommends an interim water and wastewater consumption rate increase of 3%, effective January 1, 2024, for Block 1 rate consumers and Block 2 rate industrial process-use consumers in advance of the 2024 Budget Process including the 2024 Operating and Capital Budget presentation anticipated for January 2024.

This recommended interim rate increase is consistent with the financial modeling and the annual rate increase forecasted for 2024 during the 2023 Budget Process, as part of the 10 Year Plan approved by Council through adoption of the 2023 Operating and Capital Budget and the 2023-2032 Capital Plan. Further details of the previously approved 2023 Operating and Capital Budget and the 2023-2032 Capital Plan and Operating Forecast, Corresponding Rate Increases, and Capital Financing are included in Appendix A.

As shown in Chart 1 below, the recommended interim rate increase impact on an average home consuming 230 cubic metres a year, billed at the Block 1 Rate, will be 3% or \$30 over the calendar year (from \$1,009 in 2023 to \$1,039 in 2024). The impact of the 3% increase on a commercial consumer at the Block 1 rate and an industrial process-use consumer at the Block 2 rate with annual consumption of 100,000 cubic metres will be \$13,150 and \$9,407 respectively, the latter reflecting a 30% discount from the Block 1 rate for eligible industrial process-use consumers. The rate increase impact on a large industrial process-use consumer of 1,000,000 cubic metres eligible for the Block 2 rate will be \$92,297.

Chart 1: Impact of recommended interim water rates effective, January 1, 2024

Type of Property	Consumption	2023 Cost	2024 Projected Cost	2024 Rate Increase Impact	
	m ³ /y	\$/y	\$/y	\$/y	%
Residential	230	\$1,009	\$1,039	30	3.0%
Commercial	100,000	\$438,630	\$451,780	13,150	3.0%
Industrial	100,000	\$313,610	\$323,017	9,407	3.0%
Large Industrial	1,000,000	\$3,076,880	\$3,169,177	92,297	3.0%

The proposed interim water and wastewater consumption rate increase of 3%, forecasted during the 2023 Budget Process for 2024 and recommended in this report, if approved by City Council, is anticipated to generate approximately \$41.3 million in additional revenue for Toronto Water's operational and capital program needs.

The recommended interim increases to certain water and wastewater service fees are set out in Appendix C and are based on projected 2024 inflationary increases for services costs such as costs of labour, energy, utilities and materials involved in providing the related services by Toronto Water, as well as Revenue Services. The service fee increases are set at 3.30% and 11.4%, respectively and are in accordance with the City User Fee Policy. The recommended 11.4% increase for Revenue Services fees includes a 4% general inflationary cost increase for Revenue Services and a one time increase of 7.4% to recover the high cost increase for print, paper and postage in issuing printed notices.

This approach is consistent with the financial model assumptions built in the 10 Year Plan previously approved by City Council, which reflects future year increases in water and wastewater service fees based on the inflationary projections available at the time. Further details are provided in appropriate sections of this report discussing recommended increases in water and wastewater service fees.

The proposed 2024 interim increases to water and wastewater service fees, if approved by City Council, are expected to generate additional revenue of approximately \$1.915 million, which is intended to offset the cost increases associated with delivering these services.

DECISION HISTORY

At its meeting on December 14 and 15, 2022, City Council adopted, effective January 1, 2023, the interim water and wastewater consumption rates and service fees to be charged to metered and flat rate consumers and set the water rebate for eligible low-income seniors and low-income disable persons. The 2023 Interim Water and Wastewater Rates and Service Fees report, adopted by City Council, can be viewed at: [Agenda Item History - 2023.EX1.3. \(toronto.ca\)](#)

At its meeting on February 15, 2023 City Council directed that the interim 2023 water and wastewater consumption rates and service fees adopted in 2023.EX1.3 are the final rates and fees for 2023. The report Property Taxes, User Fees and Related Matters report can be viewed at: [Agenda Item History - 2023.CC4.1 \(toronto.ca\)](#)

At its meeting of March 7, 2019, City Council, through its annual budget process, authorized an amendment, effective April 1, 2019, to the surcharge fee calculation formula under the City's industrial waste surcharge program prescribed by the Sewers By-law applicable to all treatable parameters that exceed the Sewers By-law limits, to allow full cost recovery for the related wastewater treatment services provided by the

City phased in over a six year period using an annual adjustment factor. The link to the decision can be found at:

<http://app.toronto.ca/tmmis/viewAgendaItemHistory.do?item=2019.EX2.2>

COMMENTS

ISSUE BACKGROUND

Since Bill 3 amended COTA to provide for the Mayor to present the City's annual Operating and Capital Budgets to City Council no later than February 1, the water and wastewater rates and user fees are subject to municipal approval of the annual budget in February. City staff are recommending the adoption of the proposed 2024 interim water and wastewater consumption rates and water and wastewater service fees, effective January 1, 2024, in advance of the February consideration of the 2024 Tax and Rate Supported Operating and Capital Budgets, in order to allow the new rates and fees to become effective from January 1, 2024.

This is consistent with the practice in 2023 following the introduction of Bill 3 and the changes to the annual budget process. The recommended interim water and wastewater consumption rates are consistent with the financial modeling and the rate increase requirements presented during the 2023 Budget Process, including the 10 Year Plan approved by City Council.

The Program also provides water and wastewater services directly to customers for which it charges a fee generally based on cost recovery. Most water and wastewater service fees are recommended to be increased by the applicable rate of inflation for 2023, except for those that are based on contracts for procured services, which recommended increases, therefore, reflect the actual contract price. Some fees are recommended for higher than the annual rate of inflation, in order to recover the high cost increase for print, paper and postage in issuing printed notices.

Financial Model

The financial model used to forecast water and wastewater rates is premised upon the objective that the Program remains fully self-funded and financially stable, with both operating and capital needs being met without excessive year-over-year fluctuations in pricing over the long term.

The financial model is predicated on replenishment through annual funding from the Toronto Water operating budget ("capital-from-current") sufficient to ensure that an adequate balance is maintained in the capital reserve funds, which provide funding for the capital needs of the Program.

The financial model also provides for additional funding, through the Rate Stabilization Reserve, to offset unanticipated operating budget variances, primarily arising from revenue shortfalls due to uncontrollable circumstances that result in water consumption below projected levels.

The financial model assumes that 85% of the net Capital Budget (after grants, subsidies and other capital contributions) will be drawn from Toronto Water's Capital Reserve, based on the anticipated capital completion level for the Program, so as not to overstate actual projected funding requirements.

The interim rate and service fees increases recommended in this report are consistent with the financial model presented during the 2023 Budget Process, in the 2023 Water and Wastewater Consumption Rates and Service Fees Report, with details included in Appendix A.

An updated financial model will be presented together with Toronto Water's 2024 Operating and Capital Budget for consideration and approval during the 2024 Budget Process anticipated to commence in January 2024. Consideration during the budget process may result in amendments being made by City Council to the interim rates and service fees.

Water Consumption Forecast

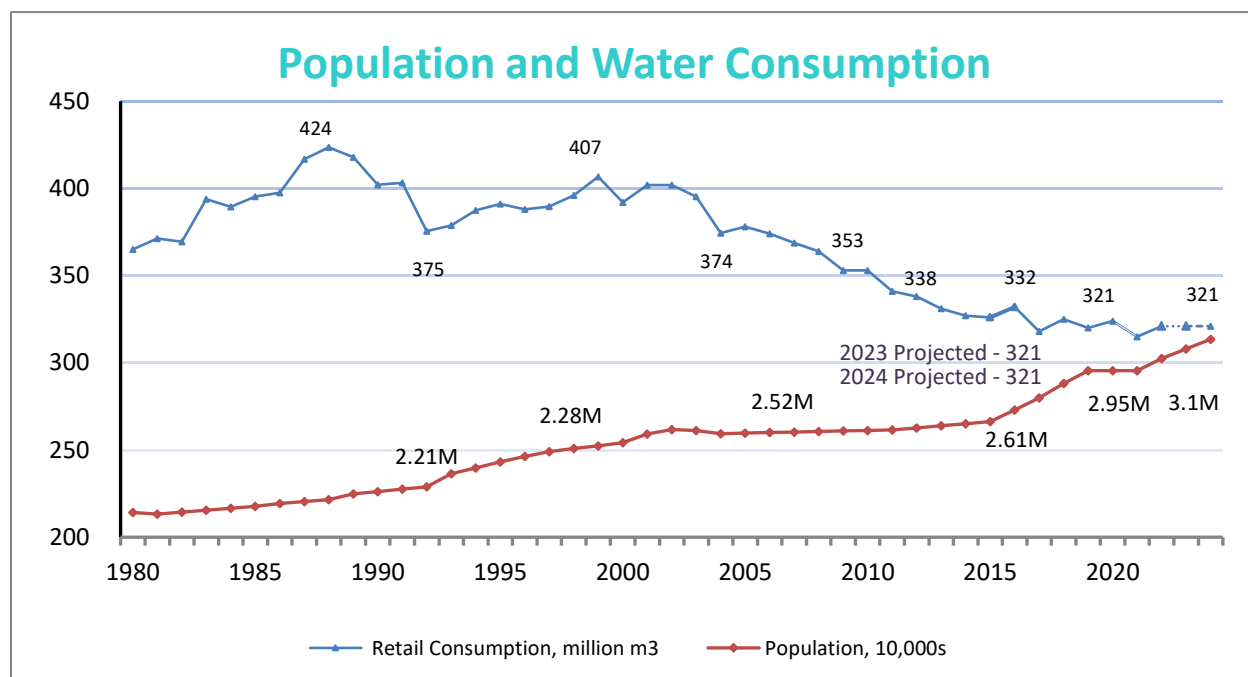
Over the last decade, despite the increase in population, there has been a trend of reduced water consumption, as shown in Chart 2 below. Toronto's water consumption projected to 2023 year-end is estimated at 321 million cubic metres, which represents more than a 5% drop from 338 million cubic metres in 2012.

However, substantial fluctuations in water consumption have been observed over the past six years, as shown in Charts 2 and 3. Weather has an impact on consumption, with hot, dry summers often driving consumption up (as seen in 2018, 2019 and 2020), whereas cooler, wetter springs and summers can result in reduced consumption (as seen in 2017, 2021 and 2023).

During 2020 and 2021 water consumption was impacted by COVID -19, resulting in lower than usual consumption over the winter months, attributed to closed businesses. The consumption over the summer months was very much dependent on the weather, with high consumption during the hot 2020 summer, and the lowest consumption during 2021 attributed to COVID-19 and cooler summer months.

As shown in Chart 3, the water consumption in 2022 was substantially higher than the previous years, attributed to the re-opening of most businesses and relatively dry summer. The winter months of 2023 had higher consumption than 2022, while the wet summer contributed to lower summer consumption, with year end consumption projection slightly above 2022 consumption.

Chart 2: Toronto Retail Water Consumption and Population



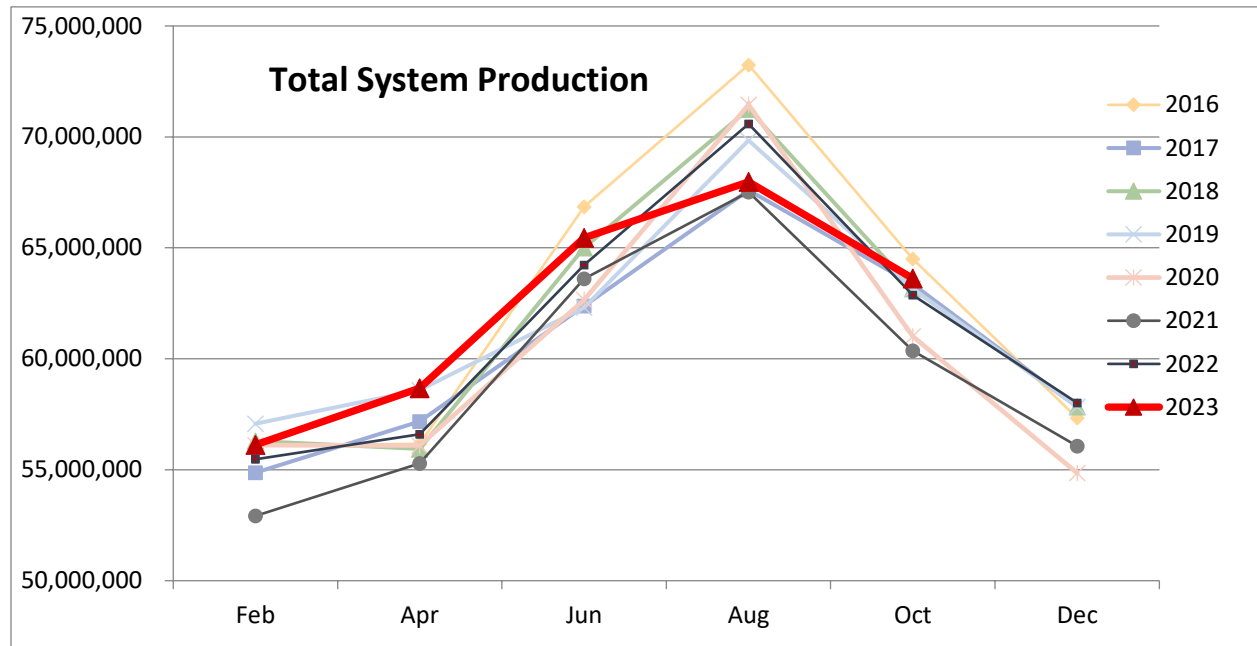
Winter consumption (October to April) is not affected by additional outdoors use typical for the summer, and hence is used to analyse the steady baseline consumption trends in the City.

The data show that over the last 10 years (2013-2022), winter water consumption has fallen about 2%. The three years prior to 2020, winter consumption suggested a trend toward a stable baseline consumption. This trend has changed in the 2020 and 2021 winter months, when consumption dropped about 3%, attributed to COVID-19 impact and closed businesses. The winter months of January to April in 2022 and 2023 show a return to a stable pattern of consumption to pre COVID-19 levels. Staff will monitor consumption trend patterns in the rest of 2023 and 2024 to determine future possible consumption trends.

The projected consumption for 2023 is about 321 million cubic metres, which is close to 2022 consumption. Both 2022 and 2023 are years of transition in consumers' behavior during post pandemic re-opening of businesses and show a trend towards a stable consumption. Given the dynamic changes in consumption patterns during and after COVID-19, it is difficult to assess a trend over the last twenty four months. Staff will be monitoring the consumption over the winter months to detect changes in the base consumption patterns.

The water consumption for 2024 is projected at about 321 million cubic metres, basically assuming similar consumption as in 2022 and 2023. Consumption is conservatively projected at 0.5% decrease per year in 2025 and forward, with the intention to monitor closely consumption trends over the next 12 months and adjust the projections in the next budget cycle as necessary.

Chart 3: Water Production (2015 to 2023)



Industrial Discount Rate

Since January, 2008, City Council has adopted a 2 block rate structure, with the second block rate providing a 30% discount for eligible industrial process-use consumers, complying with certain requirements. There were 133 industrial accounts at the discounted Block 2 rate in 2023.

Flat-rate Accounts

In 2010, the City started implementation of a City-wide water meter replacement program coupled with concurrent installation of an automated meter reading technology, planning to convert all flat-rate accounts to metered accounts.

As of November 2023, there were 201 remaining flat-rate accounts compared to 72,000 flat-rate accounts in 2007.

The accounts that have refused the installation of an automated water meter have been subject to a flat rate legacy fee since July, 2014, which is recommended to be increased to \$1,392 in 2024 for inflation.

This report recommends an interim 3% rate increase to the water and wastewater consumption rates charged to flat-rate consumers, effective January 1, 2024, as is the case with metered customers.

Assistance for Eligible Low-Income Seniors and Low-Income Disabled Persons

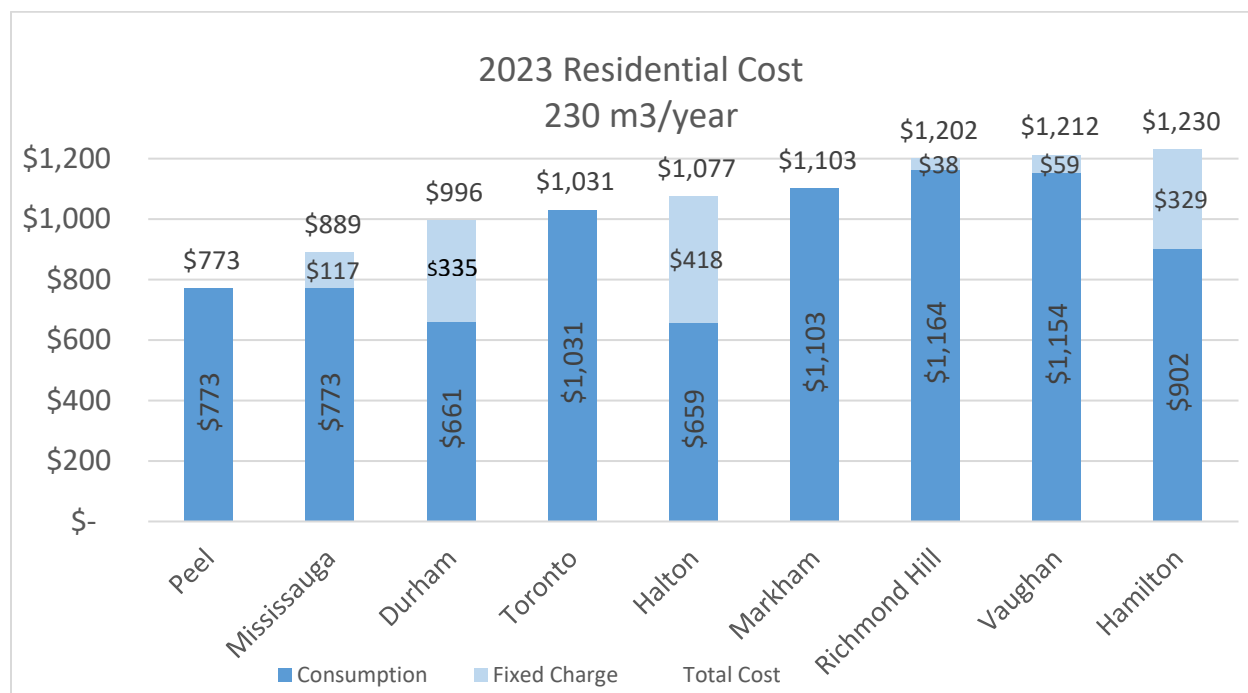
As part of the City's water rate structure, since January 1, 2008, Council has approved a water rebate program for low-income seniors and low-income persons with disabilities who meet the eligibility criteria for tax relief as prescribed in the Municipal Code, Chapter 849. This rebate is set at the difference between the Block 1 and Block 2 rates, which represents a 30% reduction in the billing (based on the paid on or before due date rate). The rebate is only applicable if the household's annual consumption is less than 400 cubic metres per year, to provide assistance to those most in need.

In 2023, the City processed 7,608 low income water rebate applications for a total rebate amount of \$1,411,145 for the 2022 taxation year. The number of applications approved is consistent with prior year totals.

Comparison of Water Rates in GTHA Municipalities

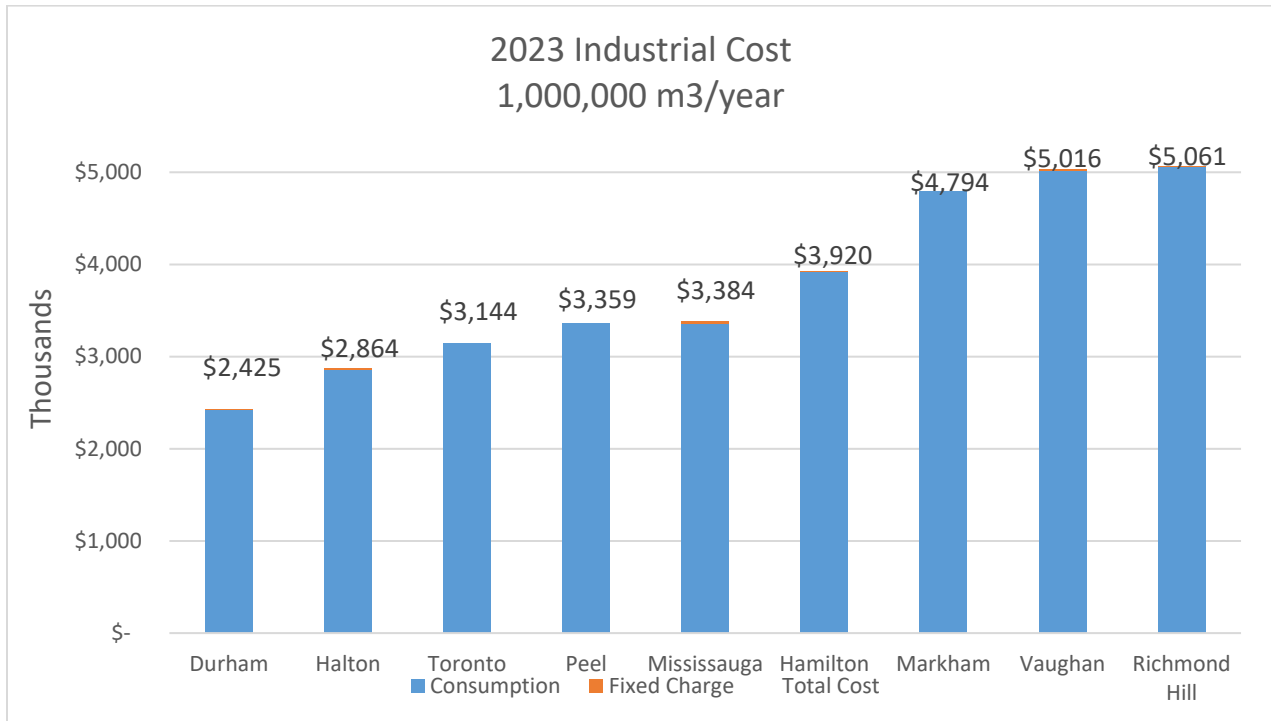
Toronto's 2023 water rate for residential consumers, in comparison to surrounding municipalities, is shown in Chart 4, based on 230 m³/year (2024 rates for surrounding municipalities are not yet available). As the chart shows, the residential water cost in Toronto is in the lower half amongst the surrounding municipalities. It should be noted that in Peel Region, stormwater related projects are still funded from property taxes, except for the City of Mississauga, which added a stormwater charge to their water bill in January, 2016, and the City of Brampton, which stormwater charge was effective June 1, 2020. The Cities of Richmond Hill and Vaughan have stormwater charge as fixed charge. Chart 5 provides a similar comparison for large industrial users, and shows that Toronto offers a reasonably competitive water cost amongst GTHA municipalities.

Chart 4: GTHA 2023 Residential Water Cost



Note: Peel stormwater funded by property taxes except for Mississauga's stormwater charge since 2016

Chart 5: GTHA 2023 Industrial Water Cost



Industrial Waste Surcharge Program

On March 7, 2019, Toronto City Council authorized an amendment to the surcharge fee calculation formula under the City's Industrial Waste Surcharge Program, as set out in Municipal Code Chapter 681, Sewers ("Sewers By-Law"), to permit full cost recovery for the wastewater treatment services provided by Toronto Water over a six-year phase-in period utilizing an annual adjustment factor beginning on April 1, 2019 as set out in the table below. Each year, during the six-year phase-in period, the adjustment factor changes until the final year of the phase-in period and 100% full cost recovery of all parameters is achieved. In accordance with Council's decision, the industrial waste surcharge formula for the calculation of surcharge fees is now applied to all treatable parameters that exceed the Sewers By-law limits, instead of only the one parameter that exceeds the Sewers By-law limits by the greatest amount.

Table 1: Annual adjustment factor to be applied

Year (April 1- March 31)	Annual adjustment factor to be applied
2019	16%
2020	30%
2021	44%
2022	58%

2023	72%
2024	86%
2025	Full cost recovery 100%

The surcharge fees currently charged for each parameter are as follows.
 Biochemical Oxygen Demand (BOD)/Phenolics (4AAP): \$0.64/kg
 Total Suspended Solids (TSS): \$0.70/kg
 Total Phosphorus (TP): \$2.24/kg
 Total Kjeldahl Nitrogen (TKN): \$1.43/kg

Water and Wastewater Services Fees

As noted earlier, while most of the Program’s revenue is generated through the sale of water, other revenues are also accrued through user fees charged for various specific water and wastewater services. These fees, along with the proposed interim fee increases, are identified in Appendix C attached to this report.

All Block 1 rate related user fees, are subject to the recommended interim 3% rate increase, effective January 1, 2024.

In compliance with the City’s full cost recovery policy, certain water and wastewater service fees are recommended for increase effective January 1, 2024, in order to recover the increased cost of the services provided. Most user fees are recommended to be increased by the 2023 rate of inflation applicable to the specific service provided, which in most cases is different from the consumer price index (CPI). In addition, the increase of fees based on contracts for procured services and products reflects the actual contract price.

Recommended Interim Increases to Existing Water Fees

Eighteen water service fees (Reference Numbers: 1, 2, 5, 11, 12, 13, 15, 15.1, 17, 21, 25, 32, 40, 41, 42, 43, 44 and 45 in the attached Appendix C – 2024 Interim Water Services Fees) are recommended to be increased by 3.30% in 2024, intended to reflect the market conditions and current costs of labour, energy, utilities and materials involved in providing those services by Toronto Water.

In addition, five Revenue Services Fees (Ref. No. 33, 35, 36, 37 and 39 in the attached Appendix C – 2024 Interim Water Services Fees) are recommended to be increased by 11.4% in 2024. The annual inflationary increase for Revenue Services for 2024 is 4%. The additional 7.4% recommended for 2024 is a one time increase to recover the high cost for print, paper and postage involved in issuing paper notices.

Chart 6 below summarizes the proposed changes, comparing the 2023 water service fee and the recommended interim 2024 fees, as well as the percentage increase and the rationale for the increase.

Chart 6: Interim Water Service Fees recommended for increase in 2023

Ref. No.	Fee Description	2023 fee	Proposed Interim 2024 Fee	2024 % Increase	Rationale
1	Installing 19 mm New Residential Water Service and meter	\$5,279.39	\$5,453.61	3.30%	Toronto Water inflation
2	Installing 25 mm New Residential Water Service and Meter	\$6,117.19	\$6,319.06	3.30%	Toronto Water inflation
5	Disconnection Fee for any residential water service less than or equal to 25 mm	\$1,560.86	\$1,612.37	3.30%	Toronto Water inflation
11	Fire hydrant Permit	\$197.75	\$204.28	3.30%	Toronto Water inflation
12	Water meter accuracy test ; Meter less than or equal to 50mm - No Chamber - applied if meter does not over-register	\$197.75	\$204.28	3.30%	Toronto Water inflation
13	Water turn off fee for demolition; (disconnection of old water service not included)	\$98.81	\$102.07	3.30%	Toronto Water inflation
15	Water Turn-off or Turn-on	\$98.81	\$102.07	3.30%	Toronto Water inflation
15.1	Single Service call Turn-off and Turn-on within 30 min	\$98.81	\$102.07	3.30%	Toronto Water inflation
17	Conduct fire hydrant flow test	\$329.64	\$340.52	3.30%	Toronto Water inflation
21	Unregistered water each day order not complied	\$65.87	\$68.04	3.30%	Toronto Water inflation

Ref. No.	Fee Description	2023 fee	Proposed Interim 2024 Fee	2024 % Increase	Rationale
25	Annual Seasonal Meter Activation Fee : includes replacement, removal of water meter; 1 turn on, 1 turn off	\$253.57	\$261.94	3.30%	Toronto Water inflation
32	Reuse of residential water service 19 mm to 25 mm	\$329.38	\$340.25	3.30%	Toronto Water inflation
33	Administrative fee to reflect a change in ownership on an existing utility account	\$43.63	\$48.60	11.4%	Revenue Services Cost
35	Water Special/Final Reading	\$18.69	\$20.82	11.4%	Revenue Services Cost
36	Water Consumption Statements	\$49.88	\$55.57	11.4%	Revenue Services Cost
37	Water Consumption Statements	\$31.18	\$34.73	11.4%	Revenue Services Cost
39	Water Collection Field Visit	\$31.18	\$34.73	11.4%	Revenue Services Cost
40	Administration of MECP Municipal drinking Water Licensing Program	\$2,981.76	\$3,080.16	3.30%	Toronto Water inflation
41	Fee for lost or damaged automated meter reading transmitter	\$111.32	\$114.99	3.30%	Toronto Water inflation
42	Manual water meter reading fee for consumers with water meters refusing installation of a	\$101.05	\$104.38	3.30%	Toronto Water inflation

Ref. No.	Fee Description	2023 fee	Proposed Interim 2024 Fee	2024 % Increase	Rationale
	new automatic water meter and associated meter reading equipment				
43	Flat rate legacy fee, in addition to any existing water and wastewater flat rates charged, for residential flat rate consumers who refuse the installation of an automatic water meter and associated meter reading equipment	\$1,347.89	\$1,392.37	3.30%	Toronto Water inflation
44	Processing annual water supply backflow prevention device testing reports	\$61.45	\$63.48	3.30%	Toronto Water inflation
45	Water Service Upgrade Fee - Lead Water Service Replacement Programs (19mm to 25mm upgrade only)	\$600.24	\$620.05	3.30%	Toronto Water inflation

Recommended Interim Increases to Existing Wastewater Fees

For 2024, inflationary increases of 3.3% are recommended for 10 wastewater service fees. (Reference Numbers: 4, 5, 6, 15, 16, 17, 18, 19, 20 and 24 in the attached Appendix C – Interim 2024 Wastewater Services Fees) intended to reflect the market conditions and current costs of labour, energy, utilities and materials involved in providing those services by Toronto Water.

The sewer surcharge on private water is based on the Block 1 water rate and, as such, is recommended for 3% rate increase, effective January 1, 2024.

Chart 7 below summarizes the proposed changes, comparing the 2023 wastewater service fee and the recommended interim 2024 fee, as well as the percentage increase and the rationale for the increase.

Chart 7: Interim Wastewater Service Fees recommended for increase in 2024

Ref. No.	Fee Description	2023 fee	Proposed Interim 2024 fee	2024 % Increase	Rationale
4	To install new residential sanitary sewer service connection in road allowance	\$13,205.35	\$13,641.33	3.30%	Toronto Water inflation
5	To install new residential storm sewer service connection in road allowance	\$13,205.35	\$13,641.33	3.30%	Toronto Water inflation
6	To disconnect residential sanitary sewer service connection in road allowance	\$1,629.72	\$1,683.50	3.30%	Toronto Water inflation
15	Inspection fee for the reuse of residential City sewer connection up to 150 mm in diameter	\$660.15	\$681.93	3.30%	Toronto Water inflation
16	Technical Review by Toronto Water staff - Application to Toronto Water for exemption to permit the construction of a driveway sloped downwards towards a residential building.	\$1,978.61	\$2,043.90	3.30%	Toronto Water inflation
17	Technical Review by Toronto Water staff -	\$395.46 minimum fee, additional \$97.55/hour for each hour after 4 hours to	\$408.51 minimum fee, additional \$100.77/hour for each hour after 4 hours to a	3.30%	Toronto Water inflation

Ref. No.	Fee Description	2023 fee	Proposed Interim 2024 fee	2024 % Increase	Rationale
	Application to Toronto Water for new connection or change or alteration to the existing storm connection, sanitary or water supply connection	a maximum of \$1,978.61(Plus HST)	maximum of \$2,043.90 (Plus HST)		
18	Technical Review by Toronto Water staff - Application to Toronto Water for request to encroach within a City permanent or temporary easement (related to City water and sewer infrastructure)	\$395.46 minimum fee, additional \$97.55/hour for each hour after 4 hours to a maximum of \$1,978.61(Plus HST)	\$408.51 minimum fee, additional \$100.77/hour for each hour after 4 hours to a maximum of \$2,043.90 (Plus HST)	3.30%	Toronto Water inflation
19	Technical Review by Toronto Water staff - Application to Toronto Water for request to release from title a City easement (related to City water and sewer infrastructure)	\$395.46 minimum fee, additional \$97.55/hour for each hour after 4 hours to a maximum of \$1,978.61(Plus HST)	\$408.51 minimum fee, additional \$100.77/hour for each hour after 4 hours to a maximum of \$2,043.90 (Plus HST)	3.30%	Toronto Water inflation
20	Initial fee for establishment of new industrial waste surcharge agreement	\$1,014.58	\$1,048.06	3.30%	Toronto Water inflation
24	Record search for Sewers by-law and water supply by-law	\$120.02	\$123.98	3.30%	Toronto Water inflation

Ref. No.	Fee Description	2023 fee	Proposed Interim 2024 fee	2024 % Increase	Rationale
	compliance violation				

CONTACT

Boriana Varleva, Senior Financial Analyst, Revenue Services, Finance and Treasury;
Tel.: 416-392-4949; E-mail: Boriana.Varleva@toronto.ca

Lawson Oates, Director, Environment and Administration, Toronto Water; Tel.: 416-392-8223; E-mail: Lawson.Oates@toronto.ca

SIGNATURE

Stephen Conforti
Chief Financial Officer & Treasurer

Lou Di Gironimo
General Manager, Toronto Water

ATTACHMENTS

Appendix A – Summary of 2023 Operating and Capital budget and 2023-2032 Capital Plan and Operating Forecast, Corresponding Rate Increases, and Capital Financing, \$ Million

Appendix B – 2024 Interim Water and Wastewater Consumption Rates

Appendix C – 2024 Interim Water and Wastewater Service Fees