


← 141 Adelaide St W
Toronto, Ontario
Google Street View
Sep 2023 See more dates



NO JUSTIFICATION FOR ANY TAX INCREASE CITY OF TORONTO BUDGET-2024

PREPARED BY STELLA KARGIANNAKIS • PHOTOGRAPHS BY STELLA KARGIANNAKIS UNLESS OTHERWISE INDICATED • JANUARY 2024

GARBAGE COLLECTION

FROM

- Twice per week collection of all garbage;
- No bill for Solid Waste Management;
- Garbage collection was covered by the property tax.



PHOTO: PINTEREST ON GOOGLE

Recycling,
less frequent pickup,
& automation
PROMISED
TO DELIVER SAVINGS
\$\$ millions /year.



Instead, we got:
less frequent service,
no savings,
more work,
more fees, and
higher fees every year

TO

- Twice per month garbage collection, except organics which are collected once a week;
- Additional billing for solid waste collection;
- Households are required to sort garbage and rinse recyclables.



PHOTO: DON TAI CANADA BLOG

ROADS

**VERY POOR
TO
HAZARDOUS**

The City eliminated on-street parking to facilitate traffic flows, then gave permits for on-street patios, further exacerbating vehicular flow and reducing road safety for all users.

Roads are not for pedestrians to lounge around on.



CAUTION
PEDESTRIANS • CYCLISTS • DRIVERS
Use public roads at your own risk.
MOST CLAIMS ARE DENIED*



In 2020, there were 5,015 claims against the City for property damage or personal injury.*

* Toronto CFO and Treasurer, INSURANCE CLAIMS INFORMATION – January 01, 2018 to December 31, 2022
Information Disclosure Date: February 16, 2023




SIDEWALKS

CAUTION

Tripping hazards, obstacles, and ankle twisters – Toronto sidewalks are NOT pedestrian friendly.



DON'T PUSH ROAD SNOW ONTO SIDEWALKS.




UNIVERSITY AVENUE IS EMBARRASSING



Cables should be torpedoed across sidewalks **BELOW THE SLAB.**



HI. I'M A PERMANENT RESIDENT.



SNOW CLEARING

Thanks for nothing.

Slips and falls on snow or ice cost the City of Toronto about \$7 million per year as a result of liability insurance claims. They also cost the provincial healthcare system about \$4 million per year.*

* Toronto Acting Medical Officer of Health, Staff Report, Action Required, Preventing Injuries from Wintertime Slips and Falls in Toronto, 2016.10.14



Forget the EV. One needs a **Leopard 2A7+** to get over the City's snow obstacles.



GPS indicates snow clearing has been completed on this sidewalk.

CATCH BASINS AND STREET SWEEPING

Every catch basin must be cleaned out and inspected yearly as part of regular maintenance... Still waiting.


It seems the city street sweeper has become extinct. There may be a photo of one in the archives.



A FEW MONTHS LATER



FAILURE TO CLEAN OUT CATCH BASINS



Winter flooding



ANTA PLUMBING YOUTUBE

Woo-hoo!! Modern technology. Catch basin suction cleanout by vacuum truck. Far easier than the long-handled shovels used in the 1950s.



WARNING
TORONTO CITY HALL STRATEGY
1. Neglect clean out of catch basins.
2. Impose a stormwater charge.*

* Stormwater charge recommended by Progress Toronto, a non-profit organisation that is active in political lobbying and is NOT registered as a lobbyist with the City of Toronto.



PHOTO: BLOGTO YOUTUBE

Summer flooding



PHOTO: CARLOS OSORIO/THE CANADIAN PRESS

SOURCE: Toronto councillors look to resurrect stormwater charge proposal CBC.ca July 6, 2021

BUILDING PERMITS AND INSPECTIONS



WT..??

Toronto humour?

Slip-up at City Hall resulted in this mature maple tree being cut down.

This mistake cost how much?
Relax. Go smoke a joint.

ENVIRONMENTAL SUSTAINABILITY & THE RULE OF LAW – NOT HERE



City of Toronto By-Law No. 456-2003, Municipal Code Chapter 612, Pesticides, Use of:

612 – 2.A. *No person shall apply or cause or permit the application of pesticides within the boundaries of the City. [...]*

612 – 3. *Any person who contravenes any provision of this chapter is guilty of an offence and upon conviction, is liable to a fine or penalty provided for in the Provincial Offences Act.*

EMERGENCY SERVICES

Revenues are from property tax funding
AND user fees.



ISTOCKPHOTO

There is a \$45.00 charge for ambulance transportation to hospital, even if the passenger is DOA.

Some pay user fees on top of tax funding.
Some pay nothing.

Why are taxpayers double-charged?

PICK ONE PAYMENT METHOD FOR EACH USER

- a) Property taxes; or
- b) User fees.

STOP DOUBLE-CHARGING TAXPAYERS

INCIDENT (SAMPLE LIST)	FEE (\$)
Elevator, “Non-emergency”	543.03 /TRUCK
1 st “Nuisance” False Alarm @ S.F. Home	1,086.06
Apartment Inspection	221.37 /UNIT

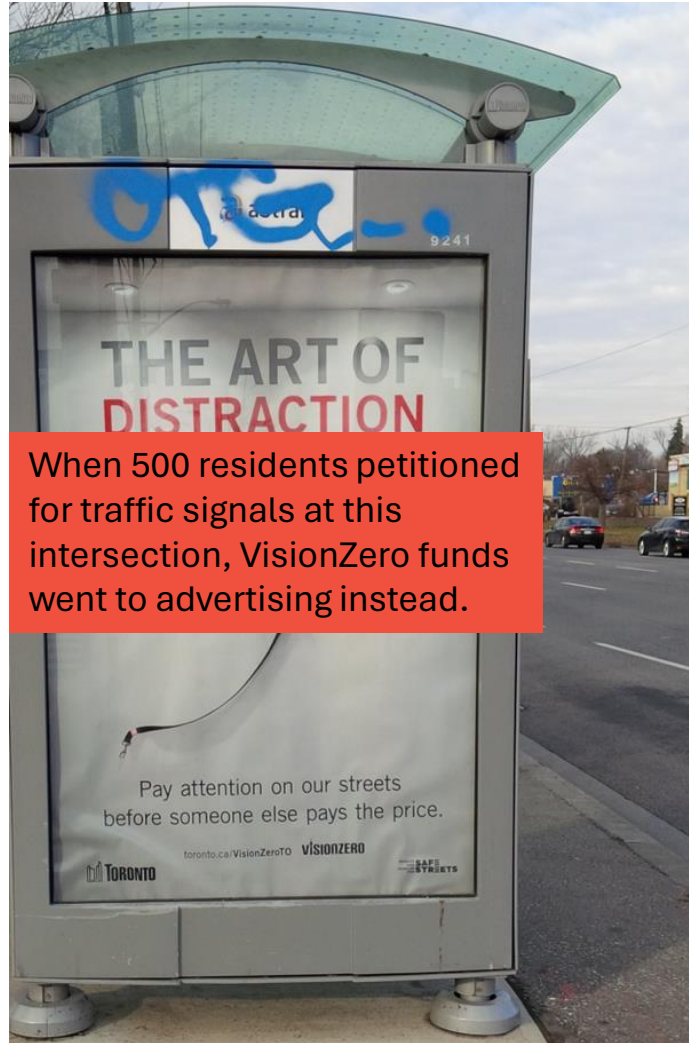


FIREHOUSE

SAFE STREETS



TORONTO HUMOUR?
Two signs are better than one.



When 500 residents petitioned for traffic signals at this intersection, VisionZero funds went to advertising instead.

Toronto Police – To Serve and Protect
For highest priority emergency, Torontonians wait 22 minutes for Police Service. **UNACCEPTABLE!!**



Stolen car damaged and abandoned on local road.

WHEN YOU HAVE TO WAIT FOR THE POLICE TO RESPOND, HERE'S WHY:

- Since 2010, Toronto has grown by 13% while the number of police officers has declined 11%, that's 600 fewer officers for 460,000 more people
- As of September, emergency calls to police are up over 18% this year
- It takes us over 22 minutes, on average, to respond to the highest priority emergency call
- 60% of the time, there are no units immediately available to respond to an emergency
- As of September, major crimes are up 21%

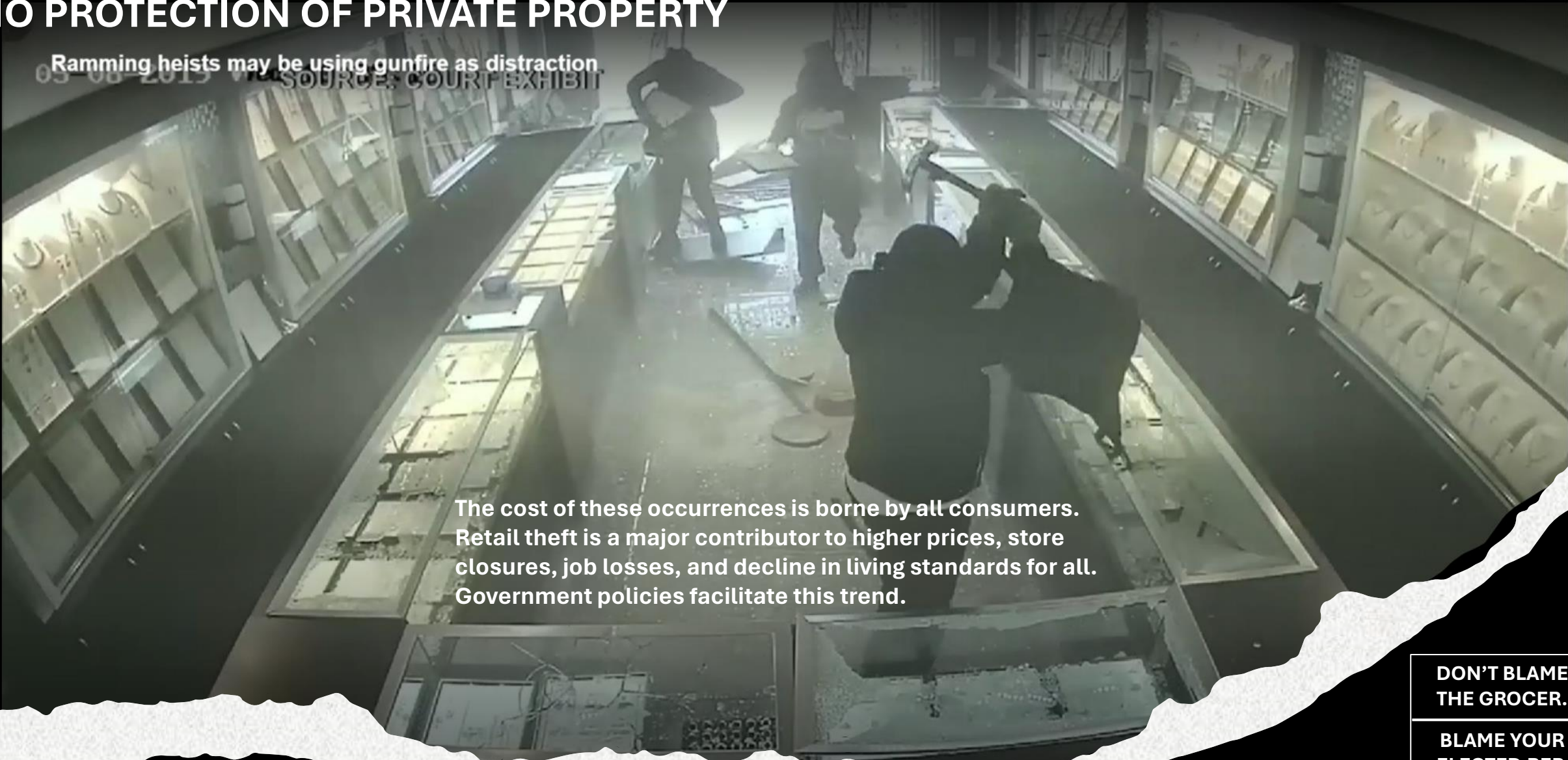
TELL MAYOR CHOW YOU WANT THE CITY TO INVEST IN YOUR SAFETY.
Share your thoughts by emailing buc@toronto.ca or contact your local Councillor. Visit www.toronto.ca/budget for more information.

Toronto Police Service 2024 Budget Presentation

NO PROTECTION OF PRIVATE PROPERTY

Ramming heists may be using gunfire as distraction

03-08-2015 VIA SOURCE: COURT EXHIBIT



The cost of these occurrences is borne by all consumers. Retail theft is a major contributor to higher prices, store closures, job losses, and decline in living standards for all. Government policies facilitate this trend.

**DON'T BLAME
THE GROCER.**

**BLAME YOUR
ELECTED REP.**

PROPERTY THEFT IN TORONTO IS SOARING.

THEFT DESTROYS RETAILERS

& COMMUNITIES

Toronto, Ontario
Google Street View
Sep 2023 See more dates

999 Queen St W
Toronto, Ontario
Google Street View
Jun 2021 See more

INTEREST OWING on unpaid property tax, City of Toronto, 2023: \$32.8 Million*

Unpaid water bills, City of Toronto, 2023: **INCREASED** by 8.7% over previous year*

SAFE NEIGHBOURHOODS AND THE PROTECTION OF PRIVATE PROPERTY ARE ESSENTIAL FOR A LIVABLE, VIABLE, DYNAMIC CITY.

Number of BUSINESS BANKRUPTCIES in the City of Toronto in 2023, **INCREASED** by 23.7% over previous year.*

Number of BUSINESS LICENCES RENEWED in the City of Toronto in 2023, **DECREASED** by 5.9% over previous yr.*



Bellwoods Park Karahi Boy
Queen St W Niagara St

* Toronto Dashboard Q3 Data. DOA 2024.01.20

Current office-commercial vacancy rate in downtown Toronto is 17.4%.*

In 2018, Toronto scrapped the tax rebates for vacant commercial properties – lucky timing.


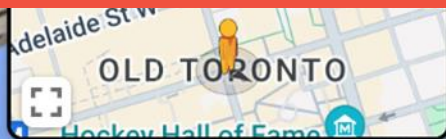
* Ari Altstedter, Bloomberg News, Jan 9, 2024
<https://www.bnnbloomberg.ca/toronto-s-downtown-office-vacancy-hits-record-with-more-supply-1.2019734>

New tax to fund City's real estate ambitions.

Owners of vacant residential property now pay an annual Vacant Home Tax* in an amount equal to 3% ** of Current Value Assessment in addition to their property tax.

* Administration of VHT costs about \$11-Million per year. Tax generated \$54-Million in its first year at a rate of 1% of CVA.

** VHT was increased to 3% from 1% under recommendation of Progress Toronto, a non-profit organisation that is active in political lobbying and is NOT registered as a lobbyist with the City of Toronto.



TORONTO SPLURGES ON SPLASH PADS

PROPOSED SITE	PRICE *
Maple Leaf Park	\$1,389,956.00
Pelmo Park	\$1,010,000.00
Ferrand Park	\$1,350,000.00
Centennial Park	\$1,255,000.00
Wigmore Park	\$1,472,000.00

WARNING

←————→

MORE EXPENSIVE THAN A HOUSE

* PLUS OPERATING COSTS:

- WATER
- MAINTENANCE & REPAIRS

SOURCE: 2024 Operating Budget & 2024 - 2033 Capital Budget & Plan
Parks, Forestry and Recreation

BUY A SPRINKLER



Oscillating Lawn Water Sprinkler
Price: From \$19.99
Canadian Tire, Toronto



BACKYARDBOSS



1000AWESOMETHINGS



HIGH PARK
SPLASH PAD

PHOTO: DESIGNLINES MAGAZINE

CITY COUNCIL HAS A FIDUCIARY DUTY TO ENSURE THE PRUDENT ALLOCATION OF PUBLIC FUNDS

Dundas St W

Dundas St E

SO AS TO DELIVER VALUE TO TORONTO TAXPAYERS.



- Taxpayers should not pay for Councillors' mistakes. (COUNCILLORS SHOULD BE BONDED & INSURED)
- Financial decisions should not be based on emotions.

DUNDAS EAST AND DUNDAS WEST DUNDAS STREET IS BEST

REPORT FOR ACTION

Recognition Review Project Update and **Response to the Dundas Street Renaming Petition**

Date: June 18, 2021

To: Executive Committee

From: City Manager**

It states that close to **14,000 individuals had signed the petition**; and it presents cost estimates which only account for the financial impact to municipal entities such as the TTC, Toronto Parking Authority, Parks and Rec., etc. The initial **estimated cost of \$6.3-million**, which has since increased to \$13-million, does not consider the costs for the private sector and the City's required payouts.

A **petition on Change.org to STOP the Renaming of Dundas in Toronto** has **24,349 signatures** 2024.01.23.12:35. That, too, is worth consideration.

Since there are 97,000 residents and 4,500 businesses as well as educational institutions, cultural institutions, a provincial Land Registry Office, financial institutions, and established retail chains, the City will have to compensate all the entities that will be financially affected by the name change. Businesses that have "Dundas" as part of their legal or branded name will also have to be compensated for the goodwill that goes with their business name.

The cost to the City, provided that there will be no lawsuits stemming from the change, can be expected to be between \$800-million and \$1.2-billion.

** To: City Manager

If the street name changed on your municipal address, how many documents would you have to change?

What is your time worth? Are there any costs associated with document changes ie insurance, mortgage docs, or property **deeds**?

ANIMAL SERVICES

\$14.5 MILLION /YR

+ COST OF DOG PARKS, ETC.



Maintaining and caring for animals is NOT a municipal responsibility.



City of Toronto Act

Impounding animals

106 If the City passes a by-law regulating or prohibiting [...]

(a) the seizure and impounding of animals being at large or trespassing contrary to the by-law;

(b) **the sale of impounded animals,**

(i) if they are not claimed within a reasonable time,

(ii) **if the expenses of the City respecting the impounding of the animals are not paid**

Muzzling of dogs

107 (1) If the City requires the muzzling of a dog under any circumstances [...]

FUNDING THE NOT-FOR-PROFIT INDUSTRY AND OTHER ENTITIES

10%

OF TORONTO'S ANNUAL OPERATING BUDGET

IS HANDED OUT TO NON-PROFITS, ARTS GROUPS, FOUNDATIONS, ETHNOCULTURAL GROUPS, ETC.

The “for public benefit” (recipients of public funds over \$10,000 /yr) **not-for-profit organisations** will never solve or mitigate any ailment which afflicts this city or any other. If they did, they would eliminate their *raison d'être*.

Public funding of non-profits duplicates administration costs and is highly inefficient.

Most of these recipients of public funds do not publish their financial statements for public review.

One non-profit that did publish financials for 2021 indicated that City of Toronto funding represented 40% of its total revenues. Its general administration costs represented 71% of its total expenditures. Also, it indicated project-related administration costs.

Non-profits can raise money in the private sector. If they refrain from political activism and if they provide arm's length benefits universally, they can apply for charity status and issue donation receipts for income tax deductions to their donors.

There is neither transparency nor accountability for these municipal expenditures.


Often, public funds to one non-profit are subsequently divided and distributed to other non-profits in the web.

Taxpayers should have had access to an online listing of City funding to non-profits with up-to-date full disclosure.

DE-FUND THE NON-PROFITS

THE 2024 STAFF PREPARED OPERATING BUDGET APPENDICES DO NOT INDICATE TOTAL EXPENDITURES UNDER:

- 1. COMMERCIAL SPACE REHABILITATION GRANT PROGRAM (RE ST LVL COMM)**
- 2. GRANTS, INCENTIVES, & REBATES (49 PROGRAMS) \$\$ SPENT UNDER EA PROG WOULD BE GOOD TO KNOW.**
- 3. THE CARRY FORWARD AMOUNTS FOR THE DUNDAS ST RENAMING PROJECT**



**ALMOST 11,000 PROPERTIES IN THE CITY OF TORONTO
ARE TAX-EXEMPT**

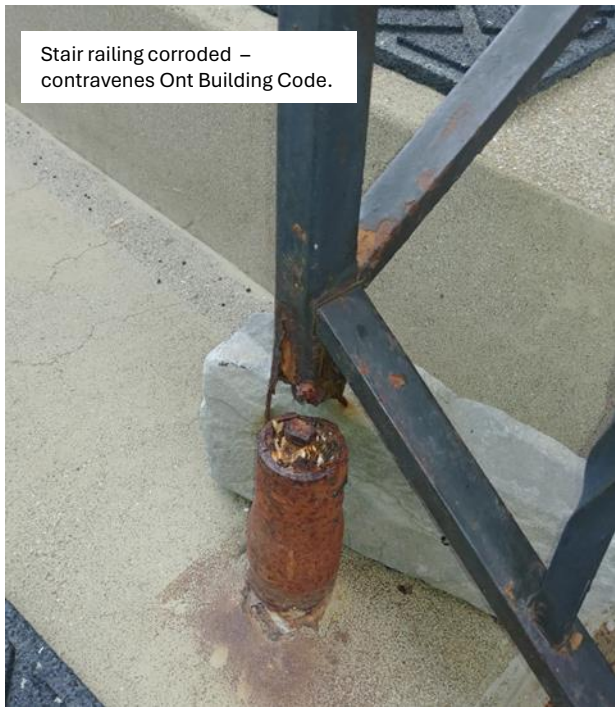
INCLUDING THE U.S. CONSULATE

WHICH OCCUPIES PRIME REAL ESTATE ON UNIVERSITY AVENUE. (NO PMNT IN LIEU OF TX)

WHERE INTERNATIONAL TREATIES PREVENT TAX COLLECTION, SEND THE BILL TO OTTAWA; AND POLICE PROTECTION TO BE PROVIDED BY RCMP.



TOP VIEW OF STAIR TREAD showing large hole in precast concrete step to front entry landing.



Stair railing corroded – contravenes Ont Building Code.

HOMEOWNERS & CAR OWNERS CANNOT AFFORD CITY COUNCIL'S EXTRAVAGANCES

They cannot ensure a State Of Good Repair for their property.



Rotted wood in 2nd floor bay window skirting allows moisture penetration leading to mould and further structural damage.



Bricks eroded away.



1. First stair too high – contravenes Ont Bldg Code.
2. Bricks spalling.

CONCLUSION

TORONTO CITY COUNCIL HAS LOST ITS WAY

First, my sincerest gratitude to the sober and responsible councillors who are unwavering in their defense of rationality, respect for the taxpayers, and duty of care in exercising their mandate. They are priceless and rare and merit much more than their meagre wage.

Regrettably, they tend to be outvoted by the myopic, incompetent rabble who, together with their successive provincial enablers and federal leaders, have turned this once wonderful, clean, dynamic, livable, walkable, affordable city into a dirty, dangerous, toxic jungle – controlled by entitled hooligans. What is worse is that we, the taxpayers, have paid for this urban degradation – higher taxes every year as we go down the toilet.

Second, those who pay tax and who fund the City of Toronto currently receive **no value for their tax dollars**. In many cases, neglect of primary municipal service has contributed to property damage and personal injury. Municipal services are below required standards and declining annually. Sub-standard municipal servicing and urban decay do not warrant current tax levels and certainly do not warrant any tax increase.

Third, re-allocate resources to the delivery of primary municipal services, infrastructure, and urban safety and security. Municipal government must exercise prudent management of public funds and must provide protection of private property and safety in public spaces in order to restore confidence in the city and revive investment that generates jobs and taxes.

Fourth, councillors, including those who have been affiliated with non-profits, should not look to non-profit organisations for direction on fiscal policy or any policy. “Crises” the City currently faces have been caused by bad government policy and the influence of special interest groups with warped agenda, an insatiable appetite for public funds, and an attitude of entitlement without obligation.

Fifth, consultations with those who feed at the trough are not “public consultations”. Those who pay no tax and those who are the recipients of public funds are always happy to see others pay higher taxes. Those who receive public funding, obviously, would like the government to have more money to hand out. Unless the affected taxpayers and businesses support proposed tax increases and unless such proposals have merit, remember that tax increases discourage investment and are detrimental to the viability of the City.

Finally, reverse the proposed tax hike and focus on the delivery of primary universal municipal services.

Those councillors who want to charge more \$\$\$\$ for sub-standard municipal service, should resign.