

Population Census Profile: Francophone Population (In Brief)

**City of Toronto (Toronto Census Division)
Statistics Canada 2021 Census of Population**

Definition

This profile uses an inclusive definition of Francophone, comprising any resident who identifies French as either their first official language spoken, mother tongue language or language spoken most often at home.

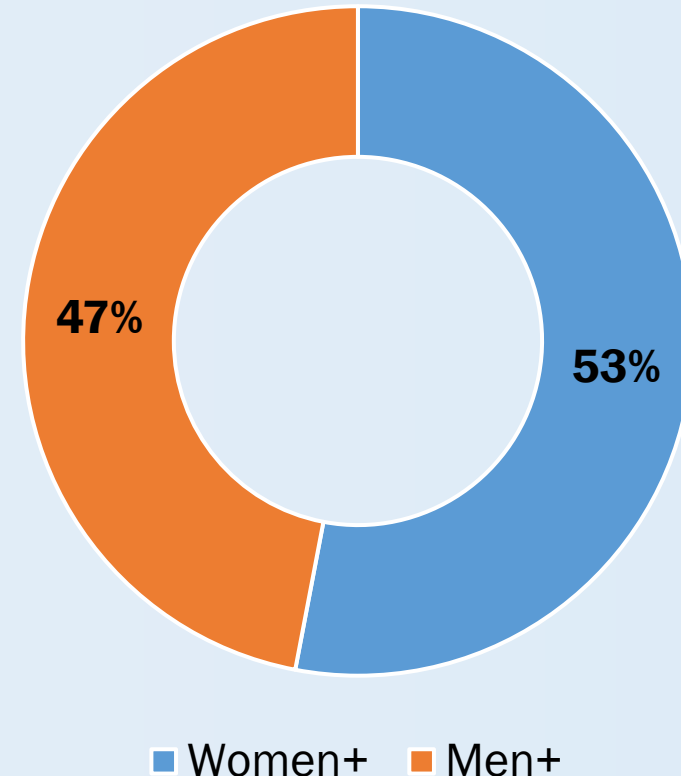
Francophone Population in Toronto

In 2021 there were **77,145** Francophones residing in Toronto, representing 2.8% of the population of Toronto.

This represents an increase of 1.3% from 2016.

The Francophone population is generally younger, with a median age of 36.4 years compared to 39.6 years for all of Toronto.

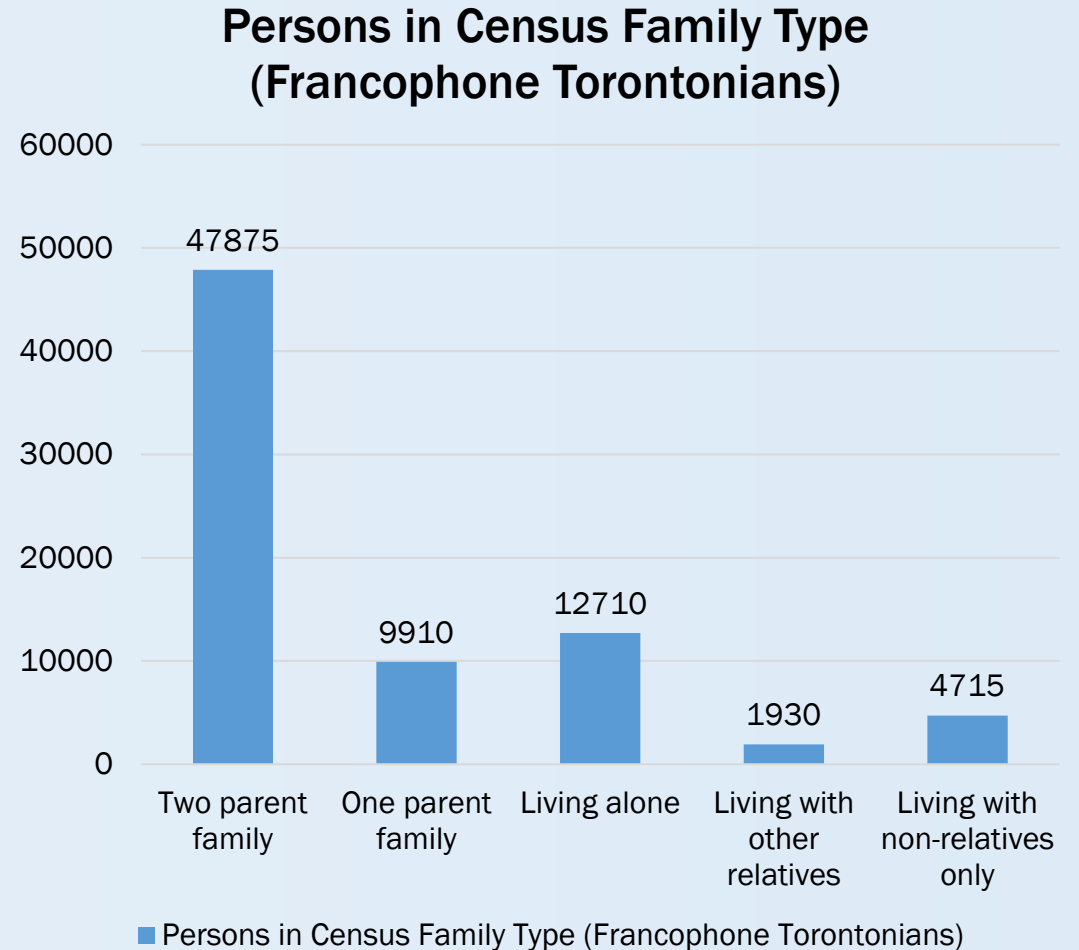
Toronto Francophone Population by Sex



Family Structure

While most Francophone residents were living in two parent families, **12,710** Francophones were living alone. This represents 16.5% of Francophone residents compared to 14.0% of the general population. Of those living alone, 55% are Women+.

27% of children in francophone households were living in one parent households, compared to 29% of the general population.



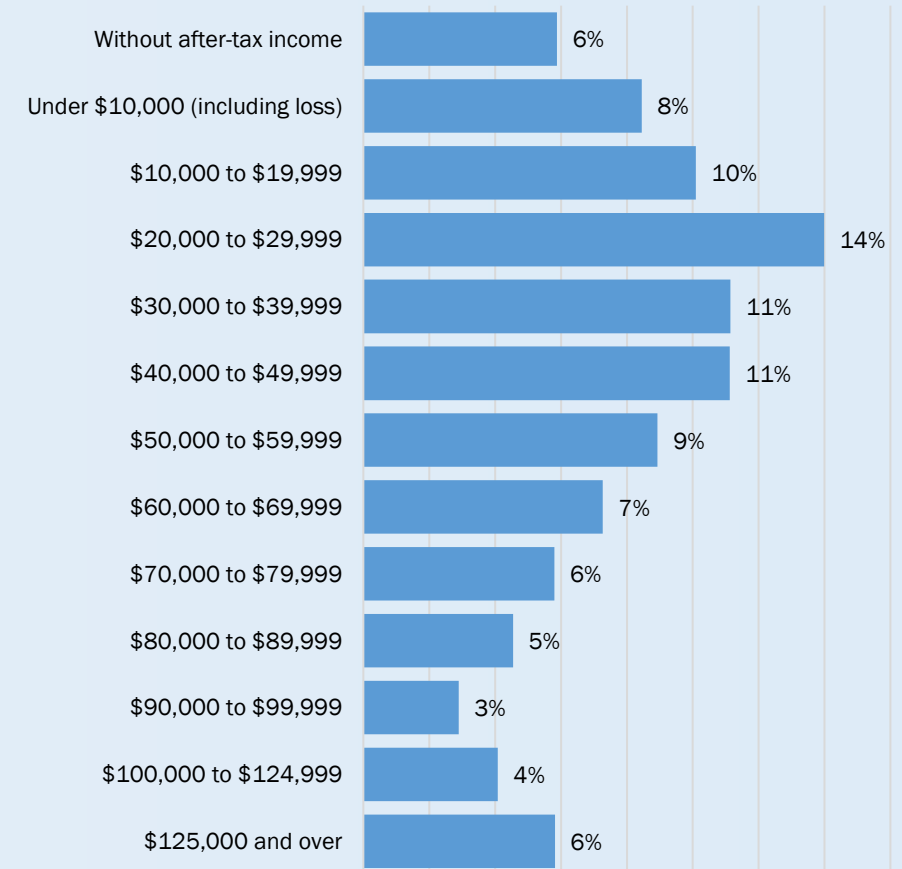
Income

The median after-tax income of Francophone Torontonians was **\$40,400** in 2020. The median income for Men+ Francophone Torontonians was \$42,400 for Men+ versus \$38,400 for Women+.

12.2% of Francophone Torontonians were in low-income (LIM-AT) compared to 13.2% for all of Toronto.

Note: Income data from 2020 should be interpreted with caution due to the impact of temporary COVID-19 benefits. 29% of Francophone Torontonians received COVID-19 emergency and recovery benefits in 2020.

**% of Population by After-Tax Income
(Francophone Torontonians, 2021)**



Immigration

43.6% of Francophones living in Toronto are immigrants.

19% were admitted as refugees.

36.8% of Francophones immigrants arrived in the last 10 years compared to 26.6% for all of Toronto.

Top 5 Places of Birth for Recent Francophone Immigrants in Toronto



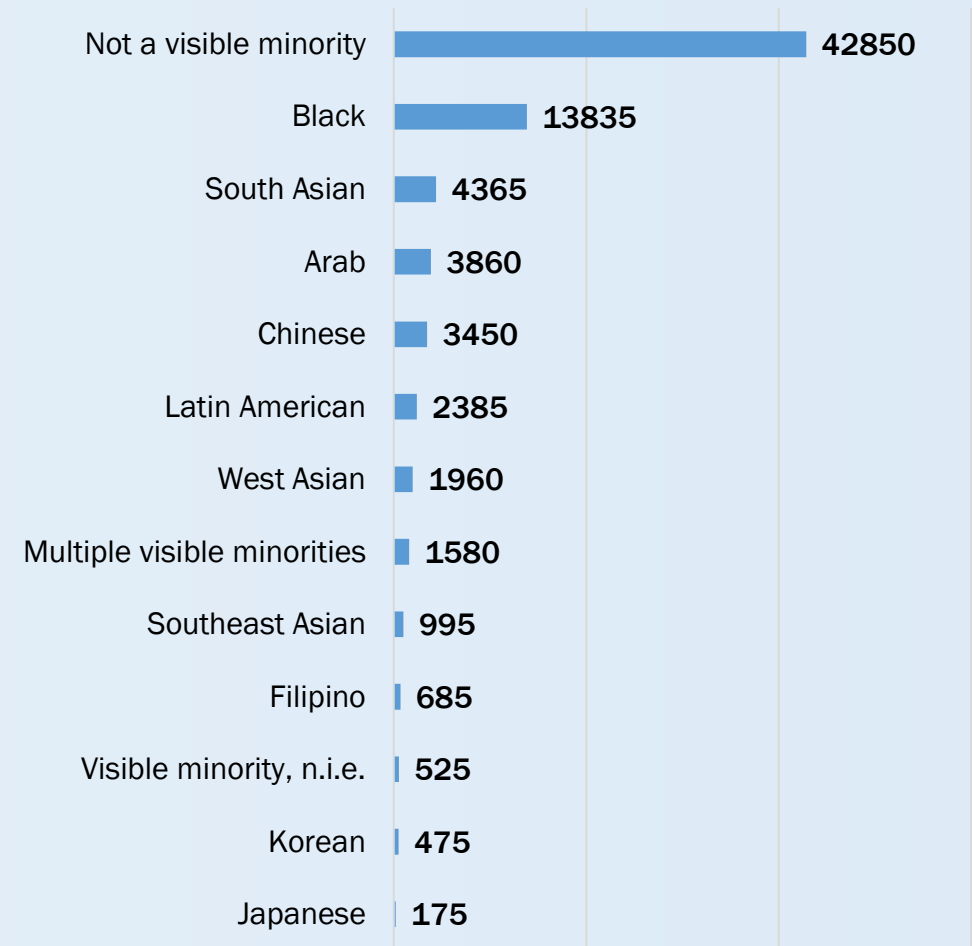
Racial Identity

44.4% of Francophone Torontonians identified as a visible minority (racial identify), compared to 55.7% for all of Toronto.

17.9% of Francophone Torontonians identified as Black, compared to 9.6% for all of Toronto.

2% of Francophone Torontonians identified multiple visible minority categories.

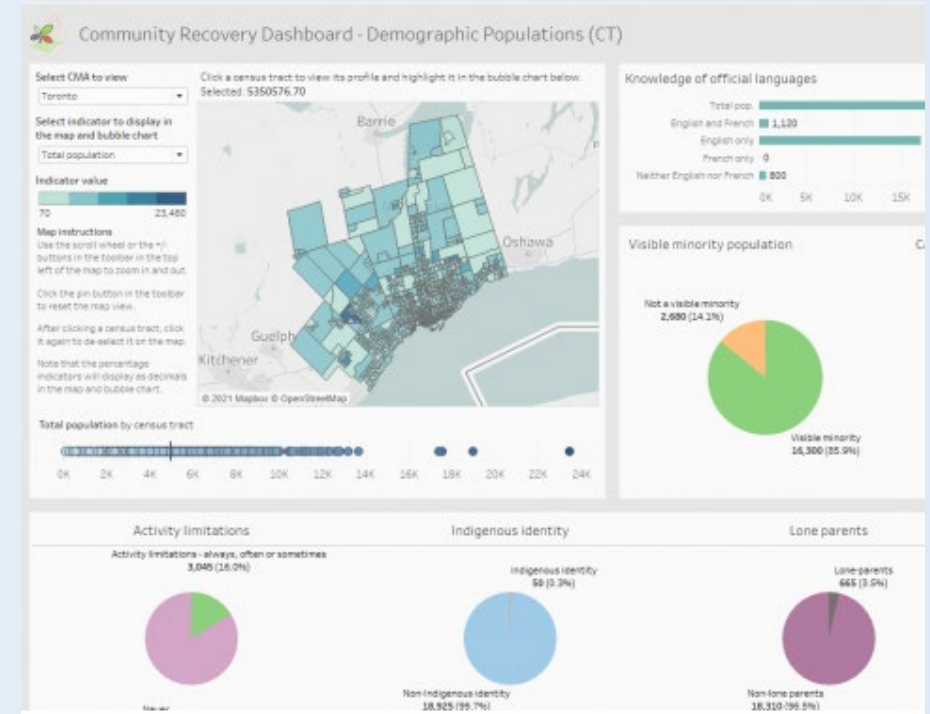
Francophone Torontonians by Racial Identity





Community Data Program

- Target Group Profile data for this presentation was accessed via the Community Data Program (CDP).
- The CDP is a gateway for municipalities and local not-for-profit organizations to access customized data tables from Statistics Canada and other providers.
- There are over 30 CDP consortia across Canada, with 300 member orgs & 2,500 users.
- Find out more at communitydata.ca
- Connect with the Toronto CDP consortium at toronto.ca/city-government/data-research-maps/neighbourhoods-communities/community-data-program



Acknowledgements

Prepared by

Social Data Analytics

Social Policy, Analysis & Research Section,

Social Development, Finance & Administration Division,

City of Toronto

e-mail: spar@toronto.ca