

Sewers and Water Supply By-laws 2024 Compliance and Enforcement Annual Report

Date: May 28, 2025

To: Infrastructure and Environment Committee

From: General Manager, Toronto Water

Wards: All

SUMMARY

This report summarizes Toronto Water's administrative compliance and enforcement responsibilities and activities for 2024 under the City of Toronto's Municipal Code Chapter 681 (Sewers By-law) and Municipal Code Chapter 851 (Water Supply By-law). These by-laws are in place to ensure that the City's distribution and collection systems are used responsibly, safeguard municipal infrastructure, protect the environment, and maintain compliance with regulatory requirements.

Through ongoing, proactive monitoring and enforcement of the City's Water and Sewers By-laws, Toronto Water staff identify violations, collaborate with industrial customers and residents to address potential compliance issues, prevent contamination of drinking water, and support key objectives such as improved nearshore water quality and pollution prevention. These efforts have contributed to cleaner beaches, measurable reductions in pollutants, progress toward delisting Areas of Concern, and reduced regulatory risks.

In 2024, Toronto Water:

- Undertook over 2,300 compliance and enforcement activities, including the investigation of 698 pollution complaints
- Completed more than 3,100 sampling events, resulting in over 19,000 laboratory analyses
- Issued 329 Notices of Violation (327 under the Sewers By-law and 2 under the Water Supply By-law), involving 264 businesses
- Identified 9 new cross-connections and verified the resolution of 8 existing cross-connections, improving water quality at affected outfalls
- Supported legal action against 12 companies, leading to 19 convictions and \$356,000 in fines
- Expanded the number of Industrial Waste Surcharge Agreements and Sanitary Discharge Agreements, recovering \$19.3 million to offset the impacts of high-strength discharges on infrastructure and treatment processes

In response to feedback received at the Infrastructure and Environment Committee last year, the 2024 report aims to provide more meaningful insight into Toronto Water's monitoring and enforcement program outcomes.

RECOMMENDATIONS

The General Manager, Toronto Water, recommends that:

1. The Infrastructure and Environment Committee receive this report for information.

FINANCIAL IMPACT

There are no financial implications to the City as a result of this report.

The Chief Financial Officer and Treasurer has reviewed this report and agrees with the financial impact information.

DECISION HISTORY

On November 27, 2007, the Executive Committee requested the General Manager of Toronto Water to report annually to the Public Works and Infrastructure Committee on compliance and enforcement activities related to the Sewers By-law.

Following the restructuring of the City's standing committees, the General Manager of Toronto Water began reporting to the Infrastructure and Environment Committee and submitted the following reports to the August 19, 2021, May 25, 2022, June 5, 2023, and July 3, 2024, meetings respectively:

Sewers and Water Supply By-laws 2020 Compliance and Enforcement Annual Report
<https://www.toronto.ca/legdocs/mmis/2021/ie/bgrd/backgroundfile-170285.pdf>

Sewers and Water Supply By-laws 2021 Compliance and Enforcement Annual Report
<https://www.toronto.ca/legdocs/mmis/2022/ie/bgrd/backgroundfile-225670.pdf>

Sewers and Water Supply By-laws 2022 Compliance and Enforcement Annual Report
<https://www.toronto.ca/legdocs/mmis/2023/ie/bgrd/backgroundfile-236718.pdf>

Sewers and Water Supply By-laws 2023 Compliance and Enforcement Annual Report
<https://www.toronto.ca/legdocs/mmis/2024/ie/bgrd/backgroundfile-246777.pdf>

COMMENTS

BACKGROUND

Toronto Water is responsible for enforcing the Sewers By-law (Municipal Code Chapter 681) and the Water Supply By-law (Municipal Code Chapter 851). These by-laws are essential to safeguarding public health, municipal infrastructure, and the natural environment by regulating the responsible use of the City's water and wastewater systems.

The Sewers By-law regulates discharges into both the sanitary and storm sewer systems, with a focus on controlling pollutants from industrial, commercial, and institutional (ICI) properties. Toronto Water conducts routine inspections, sampling, and permitting to prevent harmful substances from entering wastewater treatment facilities, stormwater systems, and ultimately receiving waters such as rivers, creeks, and Lake Ontario.

The Water Supply By-law protects the integrity of Toronto's drinking water distribution system by requiring the installation and maintenance of backflow prevention devices at ICI and multi-residential properties. These devices prevent contaminants from entering the potable water system during pressure fluctuations or cross-connections.

Together, these by-laws support strategic environmental and operational objectives, such as:

- **Improved Nearshore Water Quality:** The identification and remediation of sewage cross-connections, combined with stormwater outfall monitoring and the regular monitoring and enforcement of stormwater discharge, spill responses, and pollution complaint investigations, have contributed to measurable improvements in the water quality of Toronto's nearshore areas.
 - The Blue Flag Program certifies beaches as "Blue Flag" if they meet standards for water quality, safety, environmental education and information, the provision of services, and other environmental criteria. In 2005, the City had four Blue Flag Beaches and by 2008, the number of Blue Flag beaches increased to eight of the city's eleven supervised beaches. These eight beaches have maintained their Blue Flag status annually over a number of years and are regularly open more than 80 per cent of the time. "The awarding of a Blue Flag to Bluffers Park Beach was the culmination of very successful remedial actions to turn this beach from one of Toronto's worst beaches into one its best"⁽¹⁾.
- **Remedial Action Plan (RAP) Progress and Delisting:** Compliance with the Sewers By-law, administration of Industrial Waste Surcharge Agreements and Permits, and implementation of the Pollution Prevention (P2) Program all support the

(1) Edge et al. 2016. Presentation provided to the Toronto Beach Technical Expert Advisory Team. Toronto, Ontario, spring 2016.

City's commitments under the Toronto and Region Remedial Action Plan. These programs contribute directly to actions aimed at improving aquatic habitat, sediment quality, and reducing water use restrictions in the Area of Concern.

- Water quality in the Toronto and Region Area of Concern has measurably improved over the past two decades due to the Sewers By-law and sustained investment in infrastructure. Indicators such as total phosphorus concentrations, chlorophyll levels, and water clarity have improved ⁽²⁾. In 2024, five of the eleven "Beneficial Use Impairment" areas have been reclassified to "Not Impaired" ⁽³⁾.
- A 2024 report by the Toronto and Region Conservation Authority (Cartwright, 2024) identified a positive trend, including reductions in key parameters such as phosphorus and Escherichia coli (E. coli) levels in stream water. These findings underscore the effectiveness of the outfall monitoring program in supporting the protection and restoration of aquatic ecosystems ⁽⁴⁾.
- **Pollutant Reduction:** Compliance monitoring and targeted pollution prevention initiatives have improved the quality of wastewater, reducing the environmental impact of wastewater treatment. Toronto Water enforces compliance through inspections, sampling, and fines.
 - The Sewers By-law sets strict concentration limits and requires industries to implement Pollution Prevention Plans. For example, dental offices must install amalgam separators to prevent mercury and other metal particles from entering the sewer system. Within the first eight months of the City's Sewers By-law coming into effect, mercury levels flowing in the city's sewers fell between 40 per cent and 68 per cent ⁽⁵⁾. Source control and pollution prevention measures have contributed to sustained reductions in metal entering the wastewater system.
 - A key outcome of these efforts is the increased proportion of biosolids (the nutrient rich organic materials produced during the treatment of wastewater) that meet the quality standards for beneficial use rather than requiring disposal at a landfill. In 2007, 59 per cent of biosolids produced at the Ashbridges Bay Treatment Plant were landfilled. By 2015, due to improvements in wastewater quality, particularly reductions in metal concentrations, the plant achieved 100 per cent beneficial use. This performance level has been sustained due to the by-law and the effectiveness of Pollution Prevention Programs. Over the past decade, all regulated metals have remained well below Ontario regulatory limits for biosolids set by the Nutrient Management Act, 2002 (Ontario Regulation 267/03), with zero exceedances (see Figures 1 and 2).

(2) International Association for Great Lakes Research, <https://iaqlr.org/aocdocs/CS10-TorontoRegion.pdf>

(3) Toronto and Region Remedial Action Plan, Within Reach: 2015 Toronto and Region Remedial Action Plan Progress Report <https://torontorap.ca/app/uploads/2019/12/2015-RAP-Progress-Report.pdf>

(4) Toronto and Region Conservation Authority, Toronto Region Source Protection Area: Surface Water Quality Update, Cartwright, 2024, <https://trcaca.s3.ca-central-1.amazonaws.com/app/uploads/2024/09/18125624/TRSPA-Stream-Water-Quality-Update-2024-v3-1-AODA.pdf>

(5) Regulating water Pollution at the Municipal Level, <https://www.citizensenvironmentalliance.org/pdf/Regulating%20Water%20Pollution%20At%20the%20Municipal%20Level.pdf>

Figure 1: Biosolids Management – Ashbridges Bay Treatment Plant

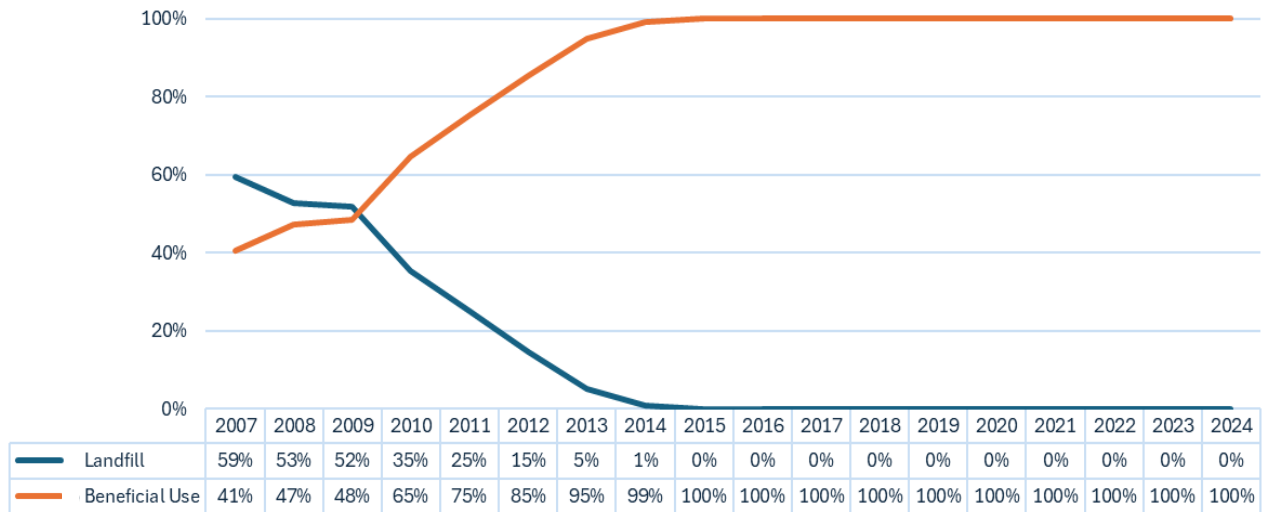
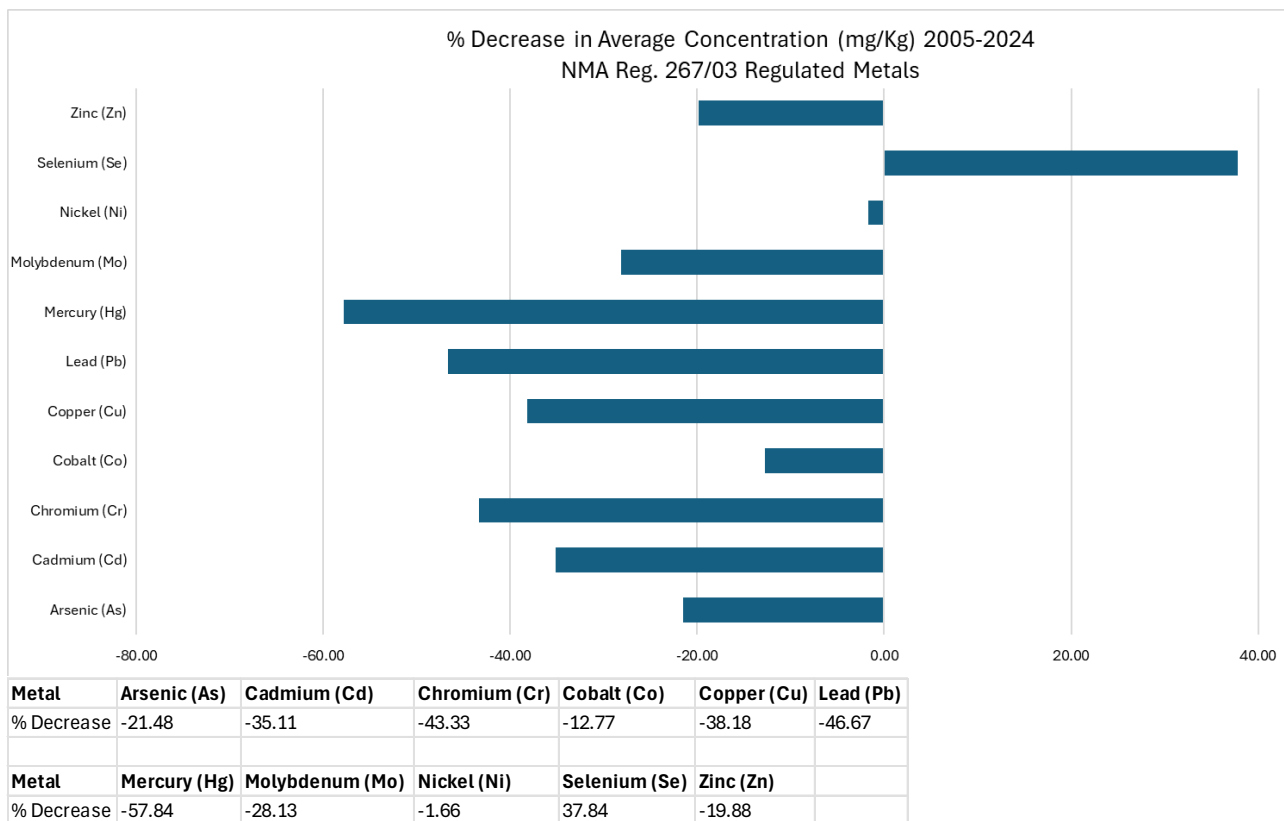


Figure 2: Decreasing Metal Concentrations in Biosolids (2005-2024)



* Selenium levels increased during the 2004–2024 reporting period; however, they remain 87 per cent below the regulatory limit of 34 mg/kg.

- Infrastructure and Compliance Risk Mitigation:** By ensuring that only compliant discharges enter the sewer system, Toronto Water reduces the risk of infrastructure

damage, costly treatment upgrades, and non-compliance with provincial and federal regulations.

Toronto Water’s compliance program employs a combination of education, collaboration, enforcement, and continuous monitoring. When violations are identified, Notices of Violation are issued. Where necessary, legal actions or immediate orders are used to address risks to health or the environment. This approach promotes long-term behavioural change among regulated parties and supports continuous improvements in environmental quality and service delivery.

COMPLIANCE AND ENFORCEMENT PROGRAM AREAS

The following provides information regarding major compliance and enforcement program areas and provides details of activities performed by Toronto Water in 2024.

Major program areas are:

- 1) Sewers By-law Compliance – Industrial Inspections and Sampling Program
- 2) Industrial Waste Surcharge Agreements and Permits
- 3) Sanitary/Storm Discharge Agreements and Permits
- 4) Compliance Program/Agreements
- 5) Spills & Pollution Complaints
- 6) Pollution Prevention (P2) Program
- 7) Storm Sewer Outfall Monitoring Program
- 8) Water Supply By-law Compliance and Enforcement
- 9) Collaborative Surface Water Monitoring Programs

1) Sewers By-law Compliance – Industrial Inspection and Sampling Program

Toronto Water monitors industrial compliance with the Sewers By-law through its Industrial Inspections and Sampling Program, with the objective of preventing harmful contaminants from entering the City’s collection system. Each business’s potential for non-compliance is determined by factors such as industry type, on-site activities, and past sampling results. The frequency of inspections and sampling is then set accordingly.

In 2024, nearly 800 inspections and over 3,000 samples were completed under this program (100 per cent of high-potential sites are carefully monitored every two months).

Table 1: Breakdown of Various Activities in 2024 at Industrial and Commercial Sites

| Task Type | Number of Tasks |
|---|------------------------|
| Industrial, Commercial and Construction Site Sampling Completed | 3,171 |
| High Potential Industry Inspections | 35 |
| Medium Potential Industry Inspections | 49 |

| | |
|---|-----|
| Automotive, Restaurants, Spill Follow-up, and other Commercial Facility Inspections | 503 |
| Construction Site Inspections | 286 |
| Dye Testing to Confirm Discharge to City Sewers | 127 |
| Meetings | 64 |

Convictions – Sewers By-law

When a Sewers By-law violation is identified, a Notice of Violation is issued. Depending on the circumstances, the violator may be given time to resolve the issue voluntarily or, if immediate action is needed, issued an Order to Comply requiring prompt corrective measures. Multiple, recurring, or severe violations will result in charges under the relevant by-laws, with case management transitioning to the City's Legal Services' Prosecutions Section. Table 2 provides an overview of activities related to sewer compliance and enforcement.

Table 2: Sewers By-law Compliance and Enforcement Activities 2024

| Activity | Number of Activities |
|---|-----------------------------|
| Inspections | 1,099 |
| Lab Tests Conducted | 19,080 |
| Notices of Violation Issued | 327 |
| Orders | 0 |
| Pollution Complaints | 698 |
| Investigations* | 14 |
| Prosecutions** | 12 |
| Convictions*** | 18 |
| Withdrawn where charges laid**** | 2 |
| Fines (excluding 25% victim fine surcharge) | \$343,500 |

* Some companies were investigated multiple times for different violations/occurrences; thus, the number of investigations is higher than the actual number of companies issued summonses.

** Prosecution refers to the total number of summonses issued to companies or individuals, with some companies receiving multiple summonses in a year. For 2024, 9 companies received summonses for offences under the Sewers By-law.

*** Convictions may include multiple prosecutions for a company or individual and may include prosecution files initiated in prior years and concluded in 2024.

**** Charges that were laid and later withdrawn following a global resolution with a similarly charged or jointly charged company having been convicted.

Appendix A of this report references the individual categories of violations in 2024.

For detailed information on the 2024 convictions under the Sewers and Water Supply By-laws, see Appendix B of this report.

2) Industrial Waste Surcharge Agreements and Permits

Businesses found to be exceeding the sanitary sewer discharge By-law limits for five treatable parameters can achieve compliance with the Sewers By-law by adopting more effective treatment processes, undertaking pollution prevention measures, or entering into an Industrial Waste Surcharge Agreement (IWSA) with the City.

The treatable pollutants permissible under an IWSA at Toronto's wastewater treatment plants include:

- 1) Biological Oxygen Demand (BOD)
- 2) Total Suspended Solids (TSS)
- 3) Total Phosphorous (TP)
- 4) Phenols
- 5) Total Kjeldahl Nitrogen (TKN).

The IWSA surcharge recovers the extra treatment costs incurred by the City and provides a financial incentive to businesses to either reduce or eliminate their overstrength pollutant loads. The City takes a composite sample from a company's premises to evaluate the wastewater quality. The results determine the fees the company must pay the City for treating excess discharge above the By-law limits.

Since April 1, 2019, the Industrial Waste Surcharge program uses a formula for calculating surcharge fees on all treatable parameters to ensure Toronto Water fully recovers the associated wastewater treatment costs. This approach has been phased in over six years, with an annual adjustment factor.

Table 3: Treatable Parameter Fees for Toronto Water Industrial Waste Surcharge Agreement

| Treatable Parameter -> | BOD / Phenolics (4AAP) | Total Suspended Solids | Total Phosphorous | Total Kjeldahl Nitrogen |
|----------------------------------|-------------------------------|-------------------------------|--------------------------|--------------------------------|
| Rates (\$/Kg) | \$0.64 | \$0.70 | \$2.24 | \$1.43 |

Table 4: 2024 Industrial Waste Surcharge Agreement Program Details

| | |
|---|---------|
| Businesses with Active IWSA | 382 |
| Phased Implementation Adjustment Factor | 86% |
| Industrial Waste Surcharge 2024 Recoveries | \$10.2M |
| Industrial Waste Surcharge Permit Recovery | \$500 |

Details on surcharge dischargers, their 2024 status, and companies under an Industrial Waste Surcharge Agreement are documented in Appendix C of this report.

3) Sanitary/Storm Discharge Agreements and Permits

The City enters into agreements and permits with applicants and property owners who draw from private water sources (e.g. groundwater) and discharge into the City sanitary, combined, or storm sewers. Fees are assessed based on the volume of water discharged into the City's infrastructure that requires wastewater treatment.

Discharges into storm sewers, which flow into watercourses, rivers, and Lake Ontario, are not subject to a fee but must meet specific quality and quantity requirements.

Table 5: 2024 Sanitary/Storm Discharge Agreements and Permits Statistics

| | |
|---|---------------------------------------|
| Active Agreements | 876 |
| New Agreements | 461 (35 related to transit projects) |
| New Permits | 7 (none related to transit projects) |
| Applicants Engaged | 188 (118 related to transit projects) |
| Sanitary Discharge Agreements Recoveries | \$9.1M |

4) Compliance Program/Agreements

As outlined in Section 7, the Sewers By-law permits businesses whose discharge are non-compliant with the by-law parameter limits to submit a compliance plan application to the General Manager. Compliance agreements have been found to be an effective tool for encouraging compliance as they provide a proactive approach to resolving issues collaboratively, reducing the need for escalated enforcement measures.

Once a Compliance Agreement is approved, the company is permitted to temporarily exceed the by-law discharge limits while undertaking capital upgrades and implementing prevention measures according to an agreed schedule. The agreement is designed to ensure that the company achieves compliance by the conclusion of the

agreement and includes a requirement for regular sampling and progress reporting to the City. Failure to meet the conditions outlined in the agreement may result in its termination.

Table 6: 2024 Compliance Program/Agreement Statistics

| | |
|---|---|
| Compliance Agreements Issued 2024 | 3 |
| Effluent quality improvements activities | 2 pollution prevention measures |
| Effluent quality improvements activities | 1 enhanced/installed wastewater treatment systems |

Details of these agreements are listed in Appendix D of this report.

5) Spills and Pollution Complaints

In 2024, Toronto Water’s Provincial Offences Officers received and responded to 698 reports of potential spills or pollution complaints from the Ministry of the Environment, Conservation and Parks or members of the public.

Toronto Water has noted an increase in pollution complaints in 2024. This trend has been observed over recent years and may be the result of many factors, including:

- increased public education, awareness and engagement in environmental issues prompting members of the public to report incidents that might previously have gone unnoticed;
- changes in the mix of commercial and industrial sector (such as increased food production) generating visible or odorous waste; and
- heightened public vigilance following a number of events in the media, including a highly publicized industrial fire in 2023.

It has been observed by staff that behaviours or actions in the community have not changed with respect to compliance. The trend of more reported complaints is not an indication of more spills or pollution entering the environment. For example, while the number of complaints has risen 20 per cent over the past 3 years, the number of offences has not.

6) Pollution Prevention (P2) Program

The City of Toronto was the first Canadian municipality to implement a Pollution Prevention reporting program. This program requires industries discharging any amount of the 33 subject pollutants identified in the Sewers By-law to submit and maintain a P2 Plan until that business continually meets the requirements of and is participating in a Best Management Practices plan (BMP). Approximately 5,500 facilities fall under the P2 Program.

A BMP provides a number of tactics designed to improve the effluent quality of a particular commercial operation.

The Pollution Prevention program has been instrumental in proactively reducing pollution at the source, leading to significant improvements in both industrial and commercial practices. By encouraging businesses to be more mindful of their waste disposal, the program has successfully addressed specific pollutants such as mercury in dental practices. These targeted efforts have not only enhanced the quality of the City’s biosolids but have also expanded their beneficial applications, including agricultural land use, pelletization, and mine reclamation.

Table 7: Pollution Prevention – Statistics Related to Reporting

| Sectors | Total Number of Facilities | Pollution Prevention & Best Management Practice Compliance Rate, 2024 |
|-----------------------------------|-----------------------------------|--|
| Autobody Refinishing | 323 | 78% |
| Automotive Services | 2,736 | 68% |
| Dental Offices | 1,437 | 79% |
| Photo Labs | 11 | 89% |
| Metal Finishing | 59 | 93% |
| Printing | 110 | 90% |
| Non-Sector* | 169 | 86% |
| Manufacturing | 93 | 88% |
| Dry Cleaners & Commercial Laundry | 153 | 75% |
| Textile and Industrial Laundry | 20 | 95% |
| Hospital/Health Care | 41 | 98% |

* Includes any industry that is not listed as a subject sector in Appendix 1 of the Sewers By-law.

** Several factors influence year-to-year compliance rates, such as business closures and the submission cycle of pollution prevention plans (which are not always required annually.)

Many sectors, including dental offices, hospital/health care, and metal finishing, typically have high P2 and BMP compliance rates. These sectors are more likely to have the resources required to maintain and document compliance. In contrast, sectors such as autobody refinishing and automotive services, which have lower compliance rates, typically lack these resources. Furthermore, the high turnover in some industries makes it difficult for the City to track whether a business is out of compliance or if it has ceased operation. As a result of these factors, compliance rates can vary considerably year over year.

7) Storm Sewer Outfall Monitoring Program

Toronto Water continues to oversee the Outfall Monitoring Program (OMP). Under this program, staff monitor the water quality at outfalls, the point where municipal storm sewers exit into the environment via the city's waterways. There are more than 2,600 outfalls throughout the city's six watercourses. Improper "cross connections" to the storm sewer introduce sanitary contamination to this flow and impact the quality of Toronto's waterways and Lake Ontario. Samples taken at outfalls are analyzed for high levels of bacteria and phosphorus, along with those parameters listed in Table 2 of the storm sewer discharge limits in the By-law, as indicators of sanitary cross-connection contamination. All outfalls indicating possible sanitary cross connections are termed high priority and are further investigated to determine the source of the contamination. Any corrective action is then taken through enforcement under the Sewers By-law.

In 2024, Toronto Water surveyed 19 out of the 67 known outfalls along the Rouge River. Surveying outfalls involves recording the geographical location, the material the outfall was constructed of, overall condition, and taking photos. If an outfall has dry weather flow, samples are collected for laboratory analysis. The Rouge River is particularly challenging to survey due to several factors including navigating dense urban forestry and a meandering river that flows through the Toronto Zoo and the Rouge River National Park. Surveying of the Rouge River will continue in 2025 and will include exploring the use of a drone to fly over the Rouge River to assist with identifying outfalls, flows and potential sewage contamination.

The OMP plays a critical role in maintaining and improving stormwater quality. As a result of ongoing efforts such as those made under this program, the health of receiving water bodies continues to show measurable improvement. A 2024 report by the Toronto and Region Conservation Authority identified a positive trend, including reductions in key parameters such as phosphorus and Escherichia coli (E. coli) levels in stream water. These findings underscore the effectiveness of the OMP in supporting the protection and restoration of aquatic ecosystems⁽⁶⁾.

Table 8: Cross Connections Found and Addressed, Priority Outfalls, Outfalls of Concern and De-listed Priority Outfalls during 2024

| | |
|------------------------------------|-------|
| Precipitation (mm) | 1,076 |
| Cross Connections Found | 9 |
| Cross Connections Corrected | 8 |
| Total Priority Outfalls | 49 |
| Outfalls of Concern | 0 |
| Delisted Priority Outfalls | 1 |

(6) Toronto and Region Conservation Authority, Toronto Region Source Protection Area: Surface Water Quality Update, Cartwright, 2024, <https://trcaca.s3.ca-central-1.amazonaws.com/app/uploads/2024/09/18125624/TRSPA-Stream-Water-Quality-Update-2024-v3-1-AODA.pdf>.

Table 9: Summary of Stormwater Related Tasks for 2024

| | |
|------------------------------------|-------|
| Stormwater Related Tasks | 2024 |
| Inspections* | 325 |
| Sampling Events | 228 |
| Laboratory Analyses | 6,569 |
| Notices of Violation Issued | 7 |

*The inspections include sewer tracing and dye testing, which resulted in the opening of 273 maintenance access holes in 2024.

Appendix E of this report summarizes cross connections identified and corrected in 2024.

Appendix F of this report summarizes priority outfalls, outfalls of concern, and delisted outfalls for 2024.

8) Water Supply By-law Compliance and Enforcement

Toronto Water has administered the Backflow Prevention Program since 2008. This program involves the inspection of industrial, commercial and institutional properties to ensure compliance with the Backflow provisions of the Water Supply By-law.

Table 10: Water Supply By-law Compliance and Enforcement Activities for 2024

| | |
|--|----------|
| Activity | 2024 |
| Inspections | 293 |
| Notices of Violation Issued | 15 |
| Fire Hydrant Complaints | 1 |
| Investigations | 0 |
| Orders | 0 |
| Prosecutions | 0 |
| Convictions* | 1 |
| Withdrawn Prosecutions where Charges Laid** | 0 |
| Fines (excluding 25% victim fine surcharge) | \$12,500 |

* Convictions may include prosecution files started in prior years.

** Charges that were laid and later withdrawn following a global resolution with a similarly charged or jointly charged company having been convicted.

For detailed information on the 2024 convictions under the Sewers and Water Supply By-laws, see Appendix B of this report.

9) Collaborative Surface Water Monitoring Programs

Toronto Water continues to coordinate the Beaches Monitoring Program, along with its partners at Toronto Public Health and Toronto Parks and Recreation. Following the Ministry of Health and Long-Term Care, Recreational Water Protocol 2019 mandate, Toronto's beaches are monitored for E. coli, which is an indicator of water quality. Seven days a week, from late May to Labour Day, water samples are taken at each of the City's ten supervised beaches and analyzed for E. coli levels. Results are forwarded to Toronto Public Health, which determines if beaches should be posted as safe for swimming or not. Currently, Toronto's beaches are posted advising against swimming if E. coli levels exceed 100 cfu per 100mL of water. This is twice as stringent as provincial or federal mandates for water quality levels.

In 2024, 5,747 water samples were taken, and 109 beach reports were completed in support of the Beach Monitoring Program. It should be noted that, in 2024, eight of the City's beaches were awarded the internationally recognized Blue Flag designation for meeting exceptional recreational water quality.

CONTACT

Diane Sertic, Manager, Environmental Monitoring & Protection, Toronto Water, Phone: 416-392-3489, Email: Diane.Sertic@toronto.ca

Liza Ballantyne, Director, Environment, Energy and Emergency Planning, Toronto Water, Phone: 416-392-2937, Email: Liza.Ballantyne@toronto.ca

SIGNATURE

Lou Di Gironimo
General Manager, Toronto Water

ATTACHMENTS

Appendix A: Sewers By-law Violations in 2024 by Category

Appendix B: 2024 Sewers and Water Supply By-law Convictions

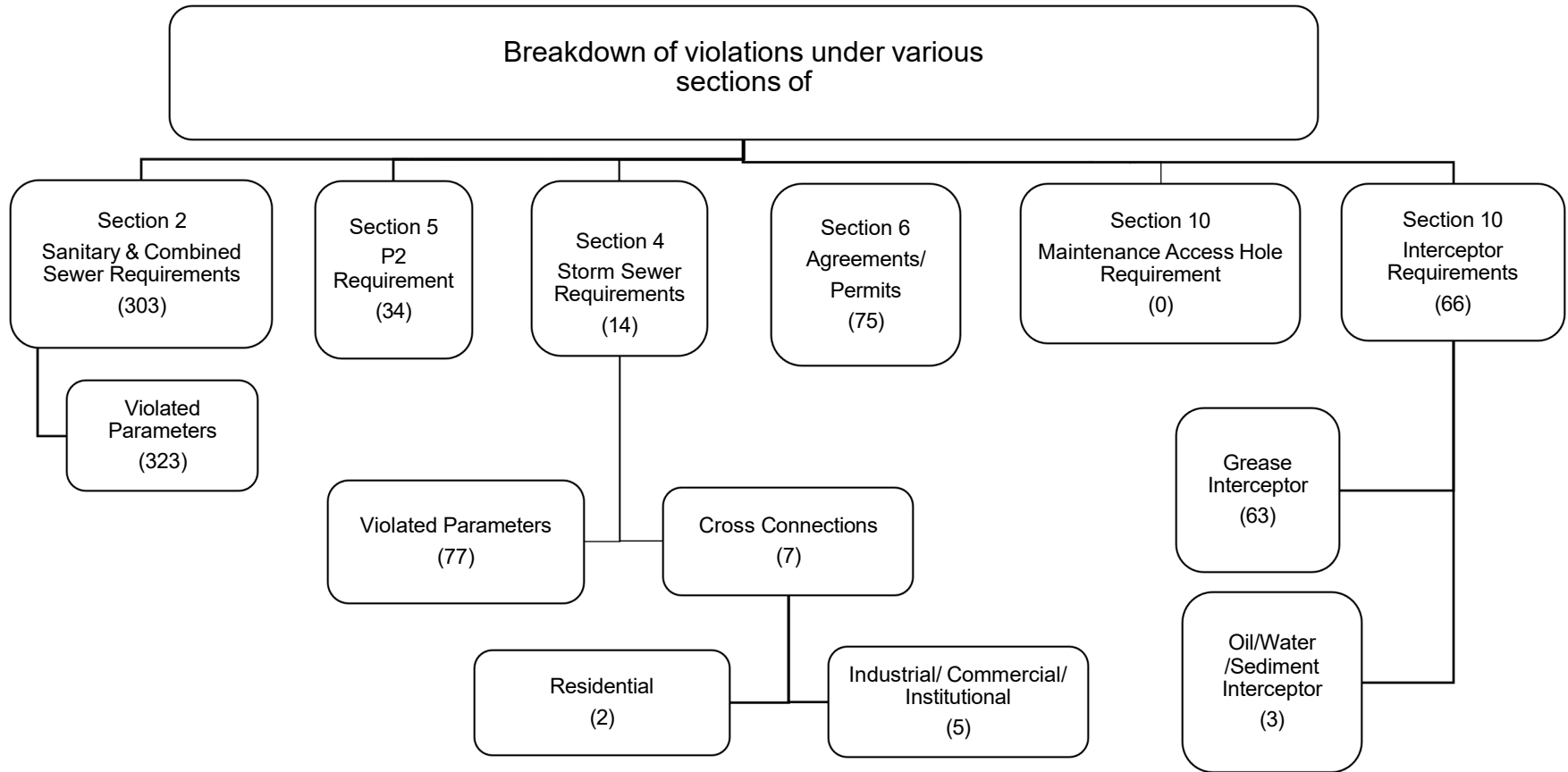
Appendix C: Companies with Industrial Waste Surcharge Agreements, as of December 31, 2024

Appendix D: List of Companies with a Compliance Agreement in 2024

Appendix E: Outfall Monitoring Program (OMP) Summary, Cross Connection Summary:
January 1, 2024 – December 31, 2024

Appendix F: Comparison of Priority Outfalls and De-listed Outfalls in 2024

Appendix A: Sewers By-law Violations in 2024 by Category



Note: The number in brackets represents the number of violations. There may be multiple violations within one issued Notice of Violation.

Appendix B: 2024 Sewers and Water Supply By-law Convictions

| Conviction Date | Company | Ward | Number of Violations "Convicted" | Conviction | Fines (excluding 25% Victim Fine Surcharge) | Outcome of Enforcement Activity |
|------------------|-----------------------|--------------------|----------------------------------|--|---|--|
| January 18, 2024 | Ram Iron & Metal Inc. | York Centre | 10 | Sewers By-Law Storm Sewers By-law exceedances of Zinc, Nickel, Mercury & Suspended Solids. | \$100,000 | The company is in the process of installing a stormwater treatment system. |
| March 8, 2024 | 9436898 Canada Inc. | Etobicoke Centre | 2 | Sewers By-Law Storm Sewer By-law exceedances of Arsenic and Copper. | \$8,000 | The company implemented a new stormwater management policy as well as updated their emergency spill plan. |
| March 8, 2024 | S&H Maintenance Ltd. | Etobicoke Centre | 1 | Sewers By-Law Discharging private water to the storm sewer system without an agreement or permit. | \$2,500 | The company educated all contractors and subcontractors about proper management of construction water on-site. |
| April 18, 2024 | XO Residences Inc. | Parkdale-High Park | 1 | Sewers By-Law Discharging sewage to the storm sewer system. | \$14,000 | The company corrected the issue of non-compliance. |

| | | | | | | |
|---------------|---|---------------------|----|--|----------|---|
| May 10, 2024 | 2427691 Ontario Ltd. (o/a La Bruschetta Restaurant) | Davenport | 1 | Sewers By-Law Failure to install a grease interceptor. | \$4,000 | The company is aware of the requirements to install a grease interceptor. |
| May 17, 2024 | Adelphia Poultry Inc. | Etobicoke-Lakeshore | 14 | Sewers By-Law Sanitary Sewers By-Law exceedance of both Oil and Grease Animal and Vegetable and Oil and Grease Mineral across multiple violation dates. | \$50,000 | The company installed a larger capacity grease interceptor. |
| June 20, 2024 | Grove Project Management Inc. | Toronto Centre | 1 | Sewers By-Law Failure to report a spill to the General Manager. | \$10,000 | The company is now aware of the City's spill reporting requirements. |
| June 28, 2024 | Future Bakery Limited | Etobicoke-Lakeshore | 1 | Sewers By-Law Sanitary Sewers By-law exceedance of Oil and Grease (Animal and Vegetable) | \$10,000 | The company is installing a wastewater treatment system. |
| June 28, 2024 | M-C Dairy (1991) Company | Etobicoke-Lakeshore | 1 | Sewers By-Law Sanitary Sewers By-law exceedance of Oil and Grease (Animal and Vegetable) | \$10,000 | The company is installing a wastewater treatment system. |

| | | | | | | |
|--------------------|----------------------------|---------------------|---|---|----------|---|
| July 31, 2024 | Queen Ontario GP Inc. | Toronto Centre | 1 | Water Supply By-Law Failure to have a water meter installed. | \$12,500 | The company completed the installation of the required water meter. |
| July 31, 2024 | Skygrid Construction Inc. | Toronto Centre | 1 | Sewers By-Law Discharging private water to the storm sewer system without a permit. | \$7,500 | The company cleaned the spill and continued construction in compliance with their discharge agreement |
| July 31, 2024 | Skygrid Construction Inc. | Etobicoke-Lakeshore | 1 | Sewers By-Law Discharging private water to the sanitary not in accordance with an agreement or permit. | \$25,000 | The company is now aware of ensuring they remain compliant with their discharge agreement. |
| September 13, 2024 | Willowshep Properties Ltd. | Willowdale | 1 | Sewers By-Law Discharging private water to the sanitary sewer without an agreement or permit. | \$25,000 | The company hired a consultant and submitted a new private water discharge application. |
| October 9, 2024 | TWI Foods Inc. | Etobicoke-North | 9 | Sewers By-Law Sanitary Sewers By-Law exceedances of pH, Oil and Grease (Animal and Vegetable), Oil and Grease (Mineral) and sample being two (2) separate liquid layers. | \$31,000 | The company commissioned and optimized a new treatment system. |

| | | | | | | |
|--|---|------------------|----|---|----------|---|
| November 27, 2024 | 1199893 Ontario Ltd. (o/a Samosa Sweet Factory) | Etobicoke-North | 1 | Sewers By-Law Sanitary Sewer By-Law exceedance of pH. | \$4,000 | The company installed a new circulation pump to aid in wastewater treatment. |
| December 6, 2024 | Jaze Republika Corp. | York Centre | 1 | Sewers By-Law Sanitary Sewers By-Law exceedances of Biochemical Oxygen Demand. | \$7,000 | The business is now aware of the by-law limits when discharging to the City's sanitary sewer. |
| December 9, 2024 | 240 Markland Drive GP Inc. | Etobicoke Centre | 3 | Sewers By-Law Storm Sewers By-Law exceedances of Zinc, Total Phosphorus and Manganese. | \$13,000 | The company provided a spill report and cleaned up the construction site. |
| November 7, 2024 | LCG Residential Builders Ltd. | Etobicoke Centre | 1 | Sewers By-Law Storm Sewers By-Law exceedances of Total Phosphorus. | \$10,000 | The company provided a spill report and cleaned up the construction site. |
| All By-laws | | | | | Total | |
| Total Sewers By-law Convictions | | | 18 | Sewers By-law fines | Total | \$343,500 |
| Total Water Supply By-Law Convictions | | | 1 | Water Supply By-law fines | Total | \$331,000 |
| | | | | | Total | \$12,500 |

* The number of violations charged may not reflect the number of convictions as some violations that were charged may have been given a suspended sentence or negotiated by withdrawal, to reach a settlement for a conviction.

Appendix C: Companies with Industrial Waste Surcharge Agreements, as of December 31, 2024

| No. | Industry Name | Address | Ward | Number of parameters | Status as of 2024 |
|------------|--|--------------------------|--------------------------|-----------------------------|--------------------------|
| 1 | *Individual Names Withheld* | 3380 Midland Avenue | Scarborough-Agincourt | 4 | Active |
| 2 | 1066 Realty Co. Inc. | 90 Turbine Drive | Humber River-Black Creek | 3 | Active |
| 3 | 1265534 Ontario Inc. | 801 Dixon Road | Etobicoke North | 2 | Active |
| 4 | 1310890 Ontario Limited (Park Inn Toronto) | 30 Vice Regent Boulevard | Etobicoke North | 3 | Active |
| 5 | 1327068 Ontario Ltd. (B & T Plaza) | 2437 Finch Avenue West | Humber River-Black Creek | 1 | Active |
| 6 | 1458935 Ontario Ltd. (o/a Shefa Meats) | 195 Bridgeland Avenue | Eglinton-Lawrence | 4 | Active |
| 7 | 1599544 Ontario Inc. | 165 Milner Avenue | Scarborough North | 3 | Active |
| 8 | 1611895 Ontario Inc. | 5 Dohme Avenue | Beaches-East York | 2 | Active |
| 9 | 1632825 Ontario Ltd. | 31 Penn Drive | Humber River-Black Creek | 3 | Active |
| 10 | 1671151 Ontario Inc. | 105 Howden Road | Scarborough Centre | 4 | Active |
| 11 | 1731589 Ontario Ltd. | 980 Tapscott Road | Scarborough North | 1 | Active |
| 12 | 1744686 Ontario Inc. | 55 Nugget Avenue | Scarborough North | 4 | Active |
| 13 | 1869916 Ontario Inc. | 135 Select Avenue | Scarborough North | 4 | Active |
| 14 | 1976108 Ontario Inc | 4490 Chesswood Drive | York Centre | 3 | Active |
| 15 | 2058998 Ontario Inc. | 25 Medulla Avenue | Etobicoke-Lakeshore | 2 | Active |
| 16 | 2141805 Ontario Inc. | 865 York Mills Road | Don Valley East | 3 | Active |
| 17 | 2154431 Ontario Inc. | 365 Midwest Road | Scarborough Centre | 4 | Active |
| 18 | 2157536 Ontario Inc. (o/a Quattro Coating) | 11 Upton Road | Scarborough Southwest | 1 | Active |

| No. | Industry Name | Address | Ward | Number of parameters | Status as of 2024 |
|------------|--|-----------------------------|--------------------------|-----------------------------|--------------------------|
| 19 | 2157 Lawrence Avenue East Inc. | 2157-2183 Lawrence Ave East | Scarborough Centre | 1 | Active |
| 20 | 2168587 Ontario Ltd. (o/a Upper Crust Bakery) | 55 Canarctic Drive | York Centre | 5 | Active |
| 21 | 2259671 Ontario Inc. (Victory Laundry & Linen) | 165 Midwest Road | Scarborough Centre | 2 | Active |
| 22 | 2268325 Ontario Inc. | 225 Claireport Crescent | Scarborough North | 2 | Active |
| 23 | 2294671 Ontario Incorporated | 1365 Gerrard Street East | Toronto-Danforth | 3 | Active |
| 23 | 2377816 Ontario Inc | 2133-2135 Jane Street | York Centre | 1 | Active |
| 24 | 2389807 Ontario Inc. | 3885 Yonge Street | Don Valley West | 3 | Active |
| 25 | 2627765 Ontario Ltd. | 161 Rexdale Boulevard | Etobicoke North | 3 | Active |
| 26 | 2634699 Ontario Inc. | 3290-3300 Midland Avenue | Scarborough-Agincourt | 3 | Active |
| 27 | 2634700 Ontario Inc | 70 Silver Star Boulevard | Scarborough-Agincourt | 3 | Active |
| 28 | 2752391 Ontario Inc. | 4800 Sheppard Ave East | Scarborough North | 3 | Active |
| 29 | 3321061 Canada Inc. (o/a Sunrise Soya Foods) | 21 Medulla Avenue | Etobicoke-Lakeshore | 5 | Active |
| 30 | 3382699 Canada Inc. (o/a Diana's Seafood) | 2101 Lawrence Avenue East | Scarborough Centre | 4 | Active |
| 31 | 5000905 Ontario Inc. | 61 Signet Drive | Humber River-Black Creek | 4 | Active |
| 32 | 573349 Ontario Ltd. (The Butcher Shoppe) | 121 Shorncliffe Road | Etobicoke-Lakeshore | 4 | Active |
| 33 | 596084 Ontario Inc. | 2136 & 2140 Kipling Avenue | Etobicoke North | 4 | Active |
| 34 | 699145 Ontario Limited | 145 Norfinch Drive | Humber River-Black Creek | 4 | Active |

| No. | Industry Name | Address | Ward | Number of parameters | Status as of 2024 |
|------------|---------------------------------|-----------------------------|--------------------------|-----------------------------|--------------------------|
| 35 | 8956642 Canada Corp. (FV Foods) | 6-8 Malley Road | Scarborough Southwest | 3 | Active |
| 36 | A. Lassonde Inc. | 95 Vulcan Street | Etobicoke North | 4 | Active |
| 37 | ABC Group Inc. | 2 Norelco Drive | Humber River-Black Creek | 4 | Active |
| 38 | Active Exhaust Corp. | 1865 Birchmount Road | Scarborough Centre | 1 | Active |
| 39 | Adelphia Poultry Inc. | 61 Torlake Crescent | Etobicoke-Lakeshore | 4 | Active |
| 40 | ADP Direct Poultry Ltd. | 42 Taber Road | Etobicoke North | 4 | Active |
| 41 | ADP Direct Poultry Ltd. | 34 Vansco Road | Etobicoke-Lakeshore | 4 | Active |
| 42 | Agropur Cooperative | 1275 Lawrence Avenue East | Don Valley East | 3 | Active |
| 43 | Airborn Flexible Circuits Inc. | 11 Dohme Avenue | Beaches-East York | 2 | Active |
| 44 | AI Reisman Limited | 285 Milliken Boulevard | Scarborough-Agincourt | 4 | Active |
| 45 | AI Reisman Limited | 3251 Kennedy Road | Scarborough-Agincourt | 4 | Active |
| 46 | AI Reisman Limited | 3241 Kennedy Road | Scarborough-Agincourt | 2 | Active |
| 47 | AI Reisman Limited | 275 Milliken Boulevard | Scarborough-Agincourt | 4 | Active |
| 48 | AI Reisman Limited | 295 Milliken Boulevard | Scarborough-Agincourt | 3 | Active |
| 49 | AI Reisman Limited | 300 Milliken Boulevard | Scarborough-Agincourt | 4 | Active |
| 50 | AI Reisman Limited | 19, 23 & 27 Passmore Avenue | Scarborough-Agincourt | 4 | Active |

| No. | Industry Name | Address | Ward | Number of parameters | Status as of 2024 |
|------------|---------------------------------------|-----------------------|--------------------------|-----------------------------|--------------------------|
| 51 | Alfa Laval Inc. | 101 Milner Avenue | Scarborough North | 3 | Active |
| 52 | Allseas Fisheries Inc. | 55 Vansco Road | Etobicoke-Lakeshore | 4 | Active |
| 53 | Alness Developments Ltd. | 312 Dolomite Drive | York Centre | 4 | Active |
| 54 | Alsafa & Almarwa Meat Processing Inc. | 49-51 Six Point Road | Etobicoke North | 2 | Active |
| 55 | Amexon Property Management Inc. | 145 Rexdale Boulevard | Etobicoke North | 1 | Active |
| 56 | Amsterdam Brewing Co. Limited | 45 Esandar Drive | Don Valley West | 4 | Active |
| 57 | Apollo Health and Beauty Care Inc. | 1 Apollo Place | York Centre | 4 | Active |
| 58 | Apotex Inc. | 150 Signet Drive | Etobicoke North | 3 | Active |
| 59 | Array Canada Inc. | 45 Progress Avenue | Scarborough Centre | 3 | Active |
| 60 | Arrow (122/130) Holdings Inc. | 130 Arrow Road | Humber River-Black Creek | 4 | Active |
| 61 | Aspiration Holdings Inc. | 160 Thermos Road | Scarborough Centre | 3 | Active |
| 62 | Aspiration Holdings Inc. | 46 Modern Road | Scarborough Centre | 3 | Active |
| 63 | Atlantic Packaging Products Ltd. | 350 Midwest Road | Scarborough Centre | 4 | Active |
| 64 | Atlantic Packaging Products Ltd. | 111 Progress Avenue | Scarborough Centre | 3 | Active |
| 65 | Atlantic Packaging Products Ltd. | 80 Progress Avenue | Scarborough Centre | 4 | Active |
| 66 | Atlantic Packaging Products Ltd. | 120 Tiffield Road | Scarborough North | 3 | Active |
| 67 | Baker Street Bakery Inc. | 130 The West Mall | Etobicoke-Lakeshore | 4 | Active |

| No. | Industry Name | Address | Ward | Number of parameters | Status as of 2024 |
|------------|--------------------------------------|----------------------------|--------------------------|-----------------------------|--------------------------|
| 68 | Bank Bros. & Son Limited | 116 Glen Scarlett Road | York South-Weston | 4 | Active |
| 69 | BASF Canada Inc. | 10 Constellation Court | Etobicoke North | 2 | Active |
| 70 | Beechgrove Country Foods Inc. | 20 Minuk Acres | Scarborough-Rouge Park | 4 | Active |
| 71 | Belmont Meat Products Limited | 230 Signet Drive | Humber River-Black Creek | 4 | Active |
| 72 | Best Baking Inc. | 166 Norseman Street | Etobicoke-Lakeshore | 4 | Active |
| 73 | Besta Corporation | 5555 Eglinton Avenue West | Etobicoke Centre | 1 | Active |
| 74 | Bimbo Bakehouse Inc. | 271 Attwell Drive | Etobicoke North | 2 | Active |
| 75 | Biospectra Canada Inc. | 421 Comstock Road | Scarborough Southwest | 4 | Active |
| 76 | Body Plus Nutritional Products Inc. | 130 McLevin Avenue, Unit 7 | Scarborough North | 3 | Active |
| 77 | Bombardier Inc. | 123 Garratt Boulevard | York Centre | 4 | Active |
| 78 | Bondi Produce Co. Ltd. | 188 New Toronto Street | Etobicoke-Lakeshore | 3 | Active |
| 79 | Brass Hill Investments Limited | 801 Alness Street | York Centre | 4 | Active |
| 80 | Breadsource Corporation | 1820 Ellesmere Road | Scarborough-Guildwood | 4 | Active |
| 81 | Brimley Industrial Inc. | 60 Barbados Boulevard | Scarborough Southwest | 2 | Active |
| 82 | Brimley Industrial Inc. | 120 Barbados Boulevard | Scarborough Southwest | 4 | Active |
| 83 | Brunswick Bier Works Inc. | 25 Curity Avenue | Beaches-East York | 4 | Active |
| 84 | Cameron Advertising Displays Limited | 12 Nantucket Boulevard | Scarborough Centre | 3 | Active |

| No. | Industry Name | Address | Ward | Number of parameters | Status as of 2024 |
|------------|--|-------------------------|--------------------------|-----------------------------|--------------------------|
| 85 | Cana-Datum Moulds Ltd. | 55 Goldthorne Avenue | Etobicoke-Lakeshore | 2 | Active |
| 86 | Canadian Linen and Uniform Service Co. | 24 Atomic Avenue | Etobicoke-Lakeshore | 4 | Active |
| 87 | Canadian Linen and Uniform Service Corp. | 75 Norfinch Drive | Humber River-Black Creek | 2 | Active |
| 88 | Cascades Containerboard Packaging Ontario Inc. | 5600 Finch Avenue East | Scarborough North | 2 | Active |
| 89 | Cascades Containerboard Packaging Ontario Inc, a Division of Cascades Canada ULC | 5910 Finch Avenue East | Scarborough-Rouge Park | 3 | Active |
| 90 | Catelectric Inc. | 125 Commander Boulevard | Scarborough North | 1 | Active |
| 91 | Cedar City Paradise (Milliken) Inc. | 240-250 Alton Towers | Scarborough North | 3 | Active |
| 92 | Charlie's Meat & Seafood Supply Ltd. | 61 Skagway Avenue | Scarborough Southwest | 4 | Active |
| 93 | Charlie's Meat & Seafood Supply Ltd. | 65 Skagway Avenue | Scarborough Southwest | 4 | Active |
| 94 | Cintas Canada Limited | 23 Torlake Crescent | Etobicoke-Lakeshore | 3 | Active |
| 95 | Cintas Canada Limited | 3370 Dundas Street West | Parkdale-High Park | 3 | Active |
| 96 | Cintas Canada Limited | 1110 Flint Road | York Centre | 2 | Active |
| 97 | Cintas Canada Limited | 940 Warden Avenue | Scarborough Centre | 2 | Active |
| 98 | Clean Soils Services Ltd. | 45 Comstock Road | Scarborough Southwest | 2 | Active |
| 99 | CMS Ontario Limited | 134 Norfinch Drive | Humber River-Black Creek | 2 | Active |

| No. | Industry Name | Address | Ward | Number of parameters | Status as of 2024 |
|------------|--|-------------------------|--------------------------|-----------------------------|--------------------------|
| 100 | Coca-Cola Refreshments Canada Company | 24 Fenmar Drive | Humber River-Black Creek | 2 | Active |
| 101 | Coleman Containers Limited | 54 Atomic Avenue | Etobicoke-Lakeshore | 2 | Active |
| 102 | Commercial Bakeries Corp. | 45 Torbarrie Road | Humber River-Black Creek | 4 | Active |
| 103 | Compass Hill Hospitality Inc. | 3929 Keele Street | York Centre | 3 | Active |
| 104 | Compass Hill Hospitality Inc. (o/a McDonald's) | 2362 Finch Avenue West | Humber River-Black Creek | 3 | Active |
| 105 | Costco Wholesale Canada Ltd. | 50 Queen Elizabeth Blvd | Etobicoke-Lakeshore | 3 | Active |
| 106 | CRH Canada Group Inc. | 1185 Martin Grove Road | Etobicoke North | 4 | Active |
| 107 | CRH Canada Group Inc. | 1940 McCowan Road | Scarborough North | 3 | Active |
| 108 | Dart Canada Inc. | 2121 Markham Road | Scarborough North | 4 | Active |
| 109 | Davpart Inc. | 75 Horner Avenue | Etobicoke-Lakeshore | 4 | Active |
| 110 | Deco Adhesive Products (1985) Limited | 28 Greensboro Drive | Etobicoke North | 3 | Active |
| 111 | Deco Automotive Industries | 225 Claireville Drive | Etobicoke North | 4 | Active |
| 112 | Delfresh Foods Inc. | 24 Steinway Boulevard | Etobicoke North | 4 | Active |
| 113 | Delmare Quality Foods Inc. | 15 Meteor Drive | Etobicoke North | 4 | Active |
| 114 | Del's Pastry Limited | 37 Bethridge Road | Etobicoke North | 1 | Active |
| 115 | Dimpflmeier Bakery Limited | 26-36 Advance Road | Etobicoke-Lakeshore | 3 | Active |
| 116 | Dow Chemical Canada ULC | 2 Manse Road | Scarborough-Rouge Park | 2 | Active |
| 117 | Dufferin Business Centre | 2700 Dufferin Street | Eglinton-Lawrence | 4 | Active |

| No. | Industry Name | Address | Ward | Number of parameters | Status as of 2024 |
|------------|---------------------------------------|---------------------------|--------------------------|-----------------------------|--------------------------|
| 118 | Dundas Real Estate Investments Inc. | 4500 Sheppard Avenue East | Scarborough North | 3 | Active |
| 119 | Durapaint Industries Limited | 247 Finchdene Square | Scarborough North | 3 | Active |
| 120 | E.J. Wen Enterprises Inc. | 1002 Lawrence Avenue West | Eglinton-Lawrence | 1 | Active |
| 121 | Eastern Boutique Ltd. | 1285 Caledonia Road | Eglinton-Lawrence | 2 | Active |
| 122 | Eddystone Plaza Holdings Ltd. | 22 Eddystone Avenue | Humber River-Black Creek | 4 | Active |
| 123 | Elbee Meat Packers Limited | 1-3 Glen Scarlett Road | York South-Weston | 4 | Active |
| 124 | Elite Dairy Ltd. | 66 Akron Road | Etobicoke-Lakeshore | 4 | Active |
| 125 | Estee Lauder Cosmetics Ltd | 161 Commander Boulevard | Scarborough North | 2 | Active |
| 126 | Etobicoke Noodles Inc. | 66 Newcastle Street | Etobicoke-Lakeshore | 4 | Active |
| 127 | Evans & Kipling Properties GP Limited | 291-351 Evans Avenue | Etobicoke-Lakeshore | 2 | Active |
| 128 | Falcon Fasteners Reg'd Limited | 251 Nantucket Boulevard | Scarborough Centre | 4 | Active |
| 129 | Faster Linen Service Limited | 89 Torlake Crescent | Etobicoke-Lakeshore | 2 | Active |
| 130 | FCA Canada Inc. | 15 Browns Line | Etobicoke-Lakeshore | 4 | Active |
| 131 | FCHT Holdings (Ontario) Corporation | 895 Lawrence Avenue East | Don Valley East | 4 | Active |
| 132 | FCHT Holdings (Ontario) Corporation | 861 York Mills Road | Don Valley East | 4 | Active |
| 133 | Fenmar Properties Limited | 445 - 575 Fenmar Drive | Scarborough North | 2 | Active |

| No. | Industry Name | Address | Ward | Number of parameters | Status as of 2024 |
|------------|--|---------------------------|--------------------------|-----------------------------|--------------------------|
| 135 | FGF Brands Inc. | 1295 Ormont Drive | Humber River-Black Creek | 4 | Active |
| 136 | FGF Brands Inc. | 200 Fenmar Drive | Humber River-Black Creek | 2 | Active |
| 137 | FGF Brands Inc. | 1235 Ormont Drive | Humber River-Black Creek | 1 | Active |
| 138 | Fiera Foods Company | 220 Norelco Drive | Humber River-Black Creek | 4 | Active |
| 139 | Fiera Foods Company | 50 Marmora Street | Humber River-Black Creek | 4 | Active |
| 140 | Firan Technology Group Corporation | 250 Finchdene Square | Scarborough North | 2 | Active |
| 141 | First Capital (Chartwell) Corporation | 2301-2375 Brimley Road | Scarborough North | 3 | Active |
| 142 | First Capital Holdings (Ontario) Corporation | 175 Commander Boulevard | Scarborough North | 3 | Active |
| 143 | Flash Reproductions Ltd. | 51 Galaxy Boulevard | Etobicoke North | 3 | Active |
| 144 | Food Directions Inc. | 120 Melford Drive, Unit 8 | Scarborough North | 4 | Active |
| 145 | Future Bakery Limited | 106 North Queen Street | Etobicoke-Lakeshore | 4 | Active |
| 146 | Ganz Realty Ltd. | 411 Horner Avenue | Etobicoke-Lakeshore | 2 | Active |
| 147 | Gateway Linen | 312 Broadview Avenue | Toronto-Danforth | 2 | Active |
| 148 | Gay Lea Foods Co-Operative Limited | 59-71 Huxley Road | Humber River-Black Creek | 3 | Active |
| 149 | Gay Lea Foods Co-Operative Limited | 100 Clayson Road | Humber River-Black Creek | 3 | Active |

| No. | Industry Name | Address | Ward | Number of parameters | Status as of 2024 |
|------------|------------------------------------|------------------------------|--------------------------|-----------------------------|--------------------------|
| 150 | Gay Lea Foods Co-Operative Limited | 180 Ormont Drive | Humber River-Black Creek | 3 | Active |
| 151 | Gay Lea Foods Co-operative Limited | 59-63 Huxley Road | Humber River-Black Creek | 3 | Active |
| 152 | Gelato Fresco Inc. | 60 Tycos Drive | Eglinton-Lawrence | 2 | Active |
| 153 | GFL Environmental Services Inc. | 55 Vulcan Avenue | Etobicoke North | 5 | Active |
| 154 | Gibson's Cleaners Co. Limited | 4241 Dundas Street West | Etobicoke-Lakeshore | 2 | Active |
| 155 | Give and Go Prepared Foods Corp. | 6650 Finch Avenue West | Etobicoke North | 3 | Active |
| 156 | Give and Go Prepared Foods Corp. | 300 Humber College Boulevard | Etobicoke North | 2 | Active |
| 157 | Global Egg Corporation | 283 Horner Avenue | Etobicoke-Lakeshore | 4 | Active |
| 158 | Global Egg Corporation | 25 Newbridge Road | Etobicoke-Lakeshore | 4 | Active |
| 159 | Grande Cheese Company Limited | 175 Milvan Drive | Humber River-Black Creek | 4 | Active |
| 160 | Great Lakes Brewing Company Inc. | 30 Queen Elizabeth Boulevard | Etobicoke-Lakeshore | 4 | Active |
| 161 | Greater Toronto Airports Authority | 2400 Britannia Road East | N/A | 1 | Active |
| 162 | Griffith Laboratories Limited | 757 Pharmacy Avenue | Scarborough Southwest | 4 | Active |
| 163 | Grosnor Industries Inc. | 375 Rexdale Boulevard | Etobicoke North | 3 | Active |
| 164 | GSI Slough Properties Inc. | 2200 Markham Road | Scarborough North | 4 | Active |

| No. | Industry Name | Address | Ward | Number of parameters | Status as of 2024 |
|------------|--|------------------------|--------------------------|-----------------------------|--------------------------|
| 165 | Halltech Inc. | 465 Coronation Drive | Scarborough-Rouge Park | 3 | Active |
| 166 | Hanahreum Mart Inc. | 499-501 Garyray Drive | Humber River-Black Creek | 2 | Active |
| 167 | Handi Foods Ltd. | 190 Norelco Drive | Humber River-Black Creek | 3 | Active |
| 168 | Higgins Rent-All Ltd. | 19 Rangemore Road | Etobicoke-Lakeshore | 2 | Active |
| 169 | Holiday Inn Toronto Airport East Hotel | 600 Dixon Road | Etobicoke North | 2 | Active |
| 170 | Hung Shing Meat Trading Ltd. | 23 Commander Boulevard | Scarborough North | 4 | Active |
| 171 | Hung Wang Foods Inc. | 751 Warden Avenue | Scarborough Southwest | 3 | Active |
| 172 | INOAC Exterior Systems Inc | 220 Brockport Drive | Etobicoke North | 3 | Active |
| 173 | International Cheese Co. Ltd | 67 Mulock Avenue | York South-Weston | 4 | Active |
| 174 | International Food Centre Ltd. | 1415 Bloor Street West | Davenport | 3 | Active |
| 175 | Irving Consumer Products Limited | 1551 Weston Road | York South-Weston | 2 | Active |
| 176 | Jerry Fishman Investments Limited | 40 Beverly Hills Drive | Humber River-Black Creek | 4 | Active |
| 177 | Joriki Inc. | 3431 McNicoll Avenue | Scarborough North | 2 | Active |
| 178 | Junction Craft Beverage Co. | 150 Symes Road | York South-Weston | 2 | Active |
| 179 | K.R. Property Management Agency Incorporated | 100 McLevin Avenue | Scarborough North | 2 | Active |
| 180 | Kam Li Food Co. Ltd. | 229 Broadview Avenue | Toronto-Danforth | 2 | Active |
| 181 | Kilbarry Holding Corporation | 1889 Albion Road | Etobicoke North | 3 | Active |
| 182 | Knoll North America Corp. | 1000 Arrow Road | Humber River-Black Creek | 1 | Active |

| No. | Industry Name | Address | Ward | Number of parameters | Status as of 2024 |
|------------|---|-----------------------------|--------------------------|-----------------------------|--------------------------|
| 183 | Kings Hospitality Inc. (o/a Boston Pizza) | 5 Carlson Court | Etobicoke North | 2 | Active |
| 184 | Korex Canada Company | 104 Jutland Road | Etobicoke-Lakeshore | 4 | Active |
| 185 | KSD Enterprises Ltd. | 655 Dixon Road | Etobicoke Centre | 2 | Active |
| 186 | Kwan & Kwan Limited | 888-900 Don Mills Road | Don Valley East | 2 | Active |
| 187 | Lactalis Canada Inc. | 25 Rakely Court | Etobicoke Centre | 4 | Active |
| 188 | Lanxess Canada Co./CIE | 10 Chemical Court | Scarborough-Rouge Park | 4 | Active |
| 189 | Leslie-Lakeshore Development Inc. | 731 Eastern Avenue | Toronto-Danforth | 3 | Active |
| 190 | Liberty Market Building Inc. | 171 East Liberty Street | Spadina-Fort York | 4 | Active |
| 191 | Lifelabs LP | 100 International Boulevard | Etobicoke North | 3 | Active |
| 192 | Lina-Arvind Holdings Inc. | 250 Norfinch Drive | Humber River-Black Creek | 3 | Active |
| 193 | Lincoln Electric Company of Canada Ltd | 179 Wicksteed Avenue | Don Valley West | 3 | Active |
| 194 | Loders Croklaan Canada Inc. | 195 Belfield Road | Etobicoke North | 3 | Active |
| 195 | Luiza Investments Limited | 3501 McNicoll Avenue | Scarborough North | 3 | Active |
| 196 | Lush Manufacturing Ltd. | 35 Jutland Road | Etobicoke-Lakeshore | 3 | Active |
| 197 | MacGregors Meat & Seafood Ltd. | 265 Garyray Drive | Humber River-Black Creek | 3 | Active |
| 198 | MacGregors Meat & Seafood Ltd. | 258 Garyray Drive | Humber River-Black Creek | 1 | Active |
| 199 | Madina Fine Foods Inc. | 128 Sunrise Avenue | Don Valley East | 4 | Active |
| 200 | Maple Leaf Foods Inc. | 25 LePage Court | York Centre | 4 | Active |

| No. | Industry Name | Address | Ward | Number of parameters | Status as of 2024 |
|------------|---|------------------------|--------------------------|-----------------------------|--------------------------|
| 201 | Maple Leaf Foods Inc. | 92 Cartwright Avenue | Eglinton-Lawrence | 4 | Active |
| 202 | Marc Corporation | 1320 Ellesmere Road | Scarborough Centre | 4 | Active |
| 203 | Marini Foods Ltd. | 184 Toryork Drive | Humber River-Black Creek | 2 | Active |
| 204 | Marriott Hotels of Canada Ltd. | 901 Dixon Road | Etobicoke North | 2 | Active |
| 205 | Melford Industrial Inc. | 50 Melford Drive | Scarborough North | 2 | Active |
| 206 | Metrolinx | 91 Judson Street | Etobicoke-Lakeshore | 5 | Active |
| 207 | Metrolinx | 125 Judson Road | Etobicoke-Lakeshore | 2 | Active |
| 208 | Metropolitan Toronto Condo Corporation No. 890 | 115 Ironside Crescent | Humber River-Black Creek | 3 | Active |
| 209 | Metropolitan Toronto Condominium Corporation No. 1026 | 87 Thornmount Drive | Scarborough-Rouge Park | 3 | Active |
| 210 | Metropolitan Toronto Condominium Corporation No. 1026 | 89 Thornmount Drive | Scarborough-Rouge Park | 3 | Active |
| 211 | Metropolitan Toronto Condominium Corporation No. 1064 | 5318 Finch Avenue East | Scarborough North | 2 | Active |
| 212 | Metropolitan Toronto Condominium Corporation No. 1115 | 3833 Midland Avenue | Scarborough North | 2 | Active |
| 213 | Metropolitan Toronto Condominium Corporation No. 1141 | 8 Glen Watford Drive | Scarborough North | 2 | Active |

| No. | Industry Name | Address | Ward | Number of parameters | Status as of 2024 |
|------------|---|-----------------------------------|-----------------------|-----------------------------|--------------------------|
| 214 | Metropolitan Toronto Condominium Corporation No. 1406 | 21 Royalcrest Road | Etobicoke North | 3 | Active |
| 215 | Metropolitan Toronto Condominium Corporation No. 666 | 1850 Albion Road | Etobicoke North | 3 | Active |
| 216 | Metropolitan Toronto Condominium Corporation No. 807 | 40 Skagway Avenue | Scarborough Southwest | 4 | Active |
| 217 | Metropolitan Toronto Condominium Corporation No. 825 | 110 Ironside Crescent | Scarborough North | 3 | Active |
| 218 | Metropolitan Toronto Condominium Corporation No. 826 | 100 and 110 Silver Star Boulevard | Scarborough-Agincourt | 3 | Active |
| 219 | Metropolitan Toronto Condominium Corporation No. 855 | 90 Ironside Crescent | Scarborough North | 2 | Active |
| 220 | Metropolitan Toronto Condominium Corporation No. 862 | 63 Silver Star Boulevard | Scarborough-Agincourt | 4 | Active |
| 221 | Metropolitan Toronto Condominium Corporation No. 870 | 110 Dynamic Drive | Scarborough North | 4 | Active |
| 222 | Metropolitan Toronto Condominium Corporation No. 870 | 120 Dynamic Drive | Scarborough North | 4 | Active |

| No. | Industry Name | Address | Ward | Number of parameters | Status as of 2024 |
|------------|--|------------------------------------|------------------------|-----------------------------|--------------------------|
| 223 | Metropolitan Toronto Condominium Corporation No. 870 | 130 Dynamic Drive | Scarborough North | 3 | Active |
| 224 | Metropolitan Toronto Condominium Corporation No. 895 | 21 Steinway Boulevard, Unit 12 | Etobicoke North | 4 | Active |
| 225 | Metropolitan Toronto Condominium Corporation No. 896 | 2691 Markham Road | Scarborough North | 3 | Active |
| 225 | Metropolitan Toronto Condominium Corporation No. 948 | 21 Milliken Boulevard | Scarborough-Agincourt | 4 | Active |
| 227 | Metropolitan Toronto Condominium Corporation No. 948 | 23,25,27 Milliken Boulevard | Scarborough-Agincourt | 4 | Active |
| 228 | Metropolitan Toronto Condominium Corporation No. 960 | 328 Passmore Avenue Building A | Scarborough North | 4 | Active |
| 229 | Metropolitan Toronto Condominium Corporation No. 960 | 328 Passmore Avenue Building B & C | Scarborough North | 4 | Active |
| 230 | Metropolitan Toronto Condominium Corporation No. 967 | 38 Thornmount Drive | Scarborough-Rouge Park | 4 | Active |
| 231 | Metropolitan Toronto Condominium Corporation No. 967 | 50 Thornmount Drive | Scarborough-Rouge Park | 4 | Active |
| 232 | Midland Holdings | 1710 Midland Avenue | Scarborough Centre | 1 | Active |
| 233 | Midland Industrial Mall Ltd. | 2220 Midland Avenue | Scarborough Centre | 3 | Active |

| No. | Industry Name | Address | Ward | Number of parameters | Status as of 2024 |
|------------|-------------------------------|------------------------|--------------------------|-----------------------------|--------------------------|
| 234 | Molson Canada 2005 | 1 Carlingview Drive | Etobicoke North | 4 | Active |
| 235 | Mondelez Canada Inc. | 5 Bermondsey Road | Beaches-East York | 4 | Active |
| 236 | Mondelez Canada Inc. | 40 Bertrand Avenue | Scarborough Centre | 3 | Active |
| 237 | Mondelez Canada Inc. | 277 Gladstone Avenue | Davenport | 3 | Active |
| 238 | Mondelez Canada Inc. | 370 Progress Avenue | Scarborough Centre | 2 | Active |
| 239 | Morguard Realty Holdings Inc. | 1875 Leslie Street | Don Valley East | 3 | Active |
| 240 | Mr. Potato Inc. | 355 Midwest Road | Scarborough Centre | 4 | Active |
| 241 | MTCC GP Inc. | 255 Front Street | Spadina-Fort York | 3 | Active |
| 242 | Mucher Enterprises Limited | 1821 Albion Road | Etobicoke North | 3 | Active |
| 243 | Mucher Enterprises Limited | 1801-1811 Albion Road | Etobicoke North | 2 | Active |
| 244 | N & H Food Co. Ltd. | 123-127 Union Street | Davenport | 1 | Active |
| 245 | N. Turk Investments Limited | 10 Melford Drive | Scarborough North | 4 | Active |
| 246 | N. Turk Investments Limited | 20 Melford Drive | Scarborough North | 4 | Active |
| 247 | Nadeau Foods Inc. | 2 Ingram Drive | York South-Weston | 3 | Active |
| 248 | Nadege Group Ltd. | 855 Oxford Street | Etobicoke-Lakeshore | 3 | Active |
| 249 | National Dry Company Limited | 30 Arrow Road | Humber River-Black Creek | 2 | Active |
| 250 | Nestle Canada Inc. | 72 Sterling Road | Davenport | 4 | Active |
| 251 | New Forest Paper Mills LP | 333 Progress Avenue | Scarborough Centre | 5 | Active |
| 252 | Niche Bakers Corp. | 6680 Finch Avenue West | Etobicoke North | 4 | Active |
| 253 | Nino D'Aversa Bakery Limited | 1 Toro Road | York Centre | 4 | Active |
| 254 | Nitta Gelatin Canada, Inc. | 60 Paton Road | Davenport | 4 | Active |
| 255 | North Fish Company Ltd. | 5 Six Point Road | Etobicoke-Lakeshore | 4 | Active |
| 256 | North John Holdings Inc. | 555 Steeprock Drive | York Centre | 4 | Active |

| No. | Industry Name | Address | Ward | Number of parameters | Status as of 2024 |
|------------|--|--------------------------------|--------------------------|-----------------------------|--------------------------|
| 257 | Nucap Industries Inc | 115 Ridgetop Road | Scarborough Centre | 1 | Active |
| 258 | Obrax Properties Limited | 2561-2585 Victoria Park Avenue | Scarborough-Agincourt | 4 | Active |
| 259 | Ocean Food Company Limited | 3 Turbina Avenue | Scarborough North | 2 | Active |
| 260 | Olympic Dust Collector | 222 Norfinch Avenue | Humber River-Black Creek | 1 | Active |
| 261 | Omega Alpha Pharmaceuticals Inc. | 795 Pharmacy Avenue | Scarborough Southwest | 4 | Active |
| 262 | Ontario Bakery Supplies Limited | 84 Oakdale Road | Humber River-Black Creek | 4 | Active |
| 264 | Ontario Holdings Ltd. | 120 McLevin Avenue | Scarborough North | 3 | Active |
| 264 | Osler Fish Warehouse | 16 Osler Street | Etobicoke-Lakeshore | 3 | Active |
| 265 | Owens-Corning Insulating Systems Canada LP | 3450 McNicoll Avenue | Scarborough North | 4 | Active |
| 266 | Passion Fresh | 65 Melford Drive | Scarborough North | 1 | Active |
| 267 | Pavao Meats & Deli Ltd. | 24 Chauncey Avenue | Etobicoke-Lakeshore | 2 | Active |
| 268 | Pestrin Group Limited | 315 Humberline Drive | Etobicoke North | 4 | Active |
| 269 | Peter the Chef Fine Food Limited | 401 Humberline Drive | Etobicoke North | 4 | Active |
| 270 | Pianosi Bros. Construction Limited | 471-515 Champagne Drive | York Centre | 4 | Active |
| 271 | Pigment Services Canada, Inc. | 199 New Toronto Street | Etobicoke-Lakeshore | 4 | Active |
| 272 | Pizza Pizza Limited | 58 Advance Road | Etobicoke-Lakeshore | 2 | Active |

| No. | Industry Name | Address | Ward | Number of parameters | Status as of 2024 |
|------------|--|---------------------------|--------------------------|-----------------------------|--------------------------|
| 273 | Planway Poultry Inc. | 26 Canmotor Avenue | Etobicoke-Lakeshore | 4 | Active |
| 274 | Portuguese Cheese Company Limited | 2 Buckingham Street | Etobicoke-Lakeshore | 4 | Active |
| 275 | Post Media Network Inc. o/a Islington Printing | 2250 Islington Avenue | Etobicoke North | 4 | Active |
| 276 | Primo Foods Inc. | 56 Huxley Road | Humber River-Black Creek | 3 | Active |
| 277 | Pro Pak Packaging - Burnac | 51 Kelfield Street | Etobicoke North | 4 | Active |
| 278 | Production Paint Stripping Ltd. | 11 McLachlan Drive | Etobicoke North | 5 | Active |
| 279 | Progressive Anodizers Inc. | 41 Crockford Boulevard | Scarborough Centre | 1 | Active |
| 280 | Propack Foods Inc. | 130 Bermondsey Road | Don Valley East | 2 | Active |
| 281 | Pure Food Meat Solutions Inc. | 10 Shorncliffe Road | Etobicoke-Lakeshore | 4 | Active |
| 282 | Pyung Hwa Food Company Inc. | 7 Kenhar Drive | Humber River-Black Creek | 2 | Active |
| 283 | Q.H. Food Products Inc. | 484 Rogers Road, Unit 2 | York South-Weston | 3 | Active |
| 284 | Qualified Metal Fabricators Ltd | 55 Steinway Boulevard | Etobicoke North | 2 | Active |
| 285 | R.F.G. Canada Inc. | 50 Claireport Crescent | Etobicoke North | 2 | Active |
| 286 | Real Food for Real Kids Inc. | 115 Saulter Street South | Toronto-Danforth | 3 | Active |
| 287 | Red Lobster Canada Inc. | 3252 Sheppard Avenue East | Scarborough-Agincourt | 4 | Active |
| 288 | Redpath Sugar Ltd. | 95 Queen's Quay East | Spadina-Fort York | 3 | Active |
| 289 | Revenue Properties Company Limited | 45 Overlea Boulevard | Don Valley West | 1 | Active |
| 290 | Rudolph's Specialty Bakeries Ltd | 390 Alliance Avenue | York South-Weston | 4 | Active |

| No. | Industry Name | Address | Ward | Number of parameters | Status as of 2024 |
|------------|--|-------------------------------|--------------------------|-----------------------------|--------------------------|
| 291 | Rudolph's Specialty Bakeries Ltd | 400 Alliance Avenue | York South-Weston | 4 | Active |
| 292 | S. Strashin & Sons Limited | 2-20 Bradstock Road | Humber River-Black Creek | 1 | Active |
| 293 | Saand Inc. | 25 Brockport Drive | Etobicoke North | 1 | Active |
| 294 | Salsicharia Pavao Delicatessen | 1435 Dundas Street West | Davenport | 2 | Active |
| 295 | Sanofi Pasteur Limited/Sanofi Pasteur Limitee | 1755 Steeles Avenue West | York Centre | 4 | Active |
| 296 | Select Foods Products, Limited | 120 Sunrise Avenue | Don Valley East | 4 | Active |
| 297 | Shah Trading Company Limited | 61 Middlefield Road | Scarborough North | 2 | Active |
| 298 | ShaSha Bread Co. Inc | 20 Plastics Avenue | Etobicoke-Lakeshore | 3 | Active |
| 299 | Shelmac Brand Products Inc. | 1289 Caledonia Road | Eglinton-Lawrence | 2 | Active |
| 300 | Shops of Don Mills | 1090 Don Mills Road | Don Valley East | 2 | Active |
| 301 | Shorewood Packaging Corp. of Canada ULC/ Les Emballages Shorewood Canada ULC | 2220 Midland Avenue, #50 | Scarborough Centre | 4 | Active |
| 302 | Shorting-Sheppard Centre Inc. | 144 Shorting Road, Building C | Scarborough North | 3 | Active |
| 303 | Signet-Garyray Inc. | 350-368 Signet Drive | Humber River-Black Creek | 3 | Active |
| 304 | Siltech Corporation | 225 Wicksteed Avenue | Don Valley West | 2 | Active |
| 305 | SIR Corp. | 25 Carlson Court | Etobicoke North | 3 | Active |

| No. | Industry Name | Address | Ward | Number of parameters | Status as of 2024 |
|------------|--|-----------------------|-----------------------|-----------------------------|--------------------------|
| 306 | Sky & Land Food Inc. | 38 Milliken Boulevard | Scarborough-Agincourt | 4 | Active |
| 307 | Sofina Foods Inc. | 401 Canarctic Drive | York Centre | 3 | Active |
| 308 | Sofina Foods Inc. | 353 Humberline Drive | Etobicoke North | 4 | Active |
| 309 | Sofina Foods Inc. | 170 Nugget Avenue | Scarborough North | 3 | Active |
| 310 | Sofinco Properties Inc. | 650 Dixon Road | Etobicoke North | 4 | Active |
| 311 | Solmaz Foods Inc. | 16 Jutland Road | Etobicoke-Lakeshore | 3 | Active |
| 312 | Spec Furniture Inc. | 165 City View Drive | Etobicoke North | 3 | Active |
| 313 | St. George's Golf and Country Club | 1668 Islington Avenue | Etobicoke Centre | 2 | Active |
| 314 | Stanley Manufacturing Company Inc. | 230 Bartley Drive | Don Valley East | 2 | Active |
| 315 | Steam Whistle Brewing Inc. | 255 Bremner Boulevard | Spadina-Fort York | 4 | Active |
| 316 | Steam Whistle Brewing Inc. | 249 Evans Avenue | Etobicoke-Lakeshore | 4 | Active |
| 317 | Sterling Silver Development Corporation | 689 Warden Avenue | Scarborough Southwest | 3 | Active |
| 318 | Stonemill Bakehouse, A Division of Canada Bread Company, Limited | 365 Passmore Avenue | Scarborough North | 2 | Active |
| 319 | Supreme Egg Products Inc. | 17 Newbridge Road | Etobicoke-Lakeshore | 4 | Active |
| 320 | Surati Sweet Mart Limited | 300 Middlefield Road | Scarborough North | 3 | Active |
| 321 | Suvasa Holdings Limited | 440-442 Brimley Road | Scarborough Southwest | 4 | Active |
| 322 | SWA Toronto L.P. | 1 Harbour Square | Spadina-Fort York | 2 | Active |

| No. | Industry Name | Address | Ward | Number of parameters | Status as of 2024 |
|------------|---|-----------------------------|--------------------------|-----------------------------|--------------------------|
| 323 | T & T Supermarket Inc. | 790 Tapscott Road | Scarborough North | 2 | Active |
| 324 | Tayebi Family Restaurants Inc. | 2701 Lawrence Avenue East | Scarborough Centre | 1 | Active |
| 325 | Teknion Limited | 1150 Flint Road | York Centre | 4 | Active |
| 326 | Teti Bakery | 27 Signal Hill Boulevard | Etobicoke North | 2 | Active |
| 327 | Teva Canada Limited | 30 Novopharm Court | Scarborough North | 2 | Active |
| 328 | TFI Foods Ltd. | 44 Milner Avenue | Scarborough North | 3 | Active |
| 329 | The Eglinton Town Centre Inc. | 2-24 Lebovic Avenue | Scarborough Southwest | 1 | Active |
| 330 | The Tripe Factory Corporation | 95 Milliken Boulevard | Scarborough-Agincourt | 4 | Active |
| 331 | Tiffany Gate Foods a division of Freshstone Brands Inc. | 195 Steinway Boulevard | Etobicoke North | 3 | Active |
| 332 | Tilzen Holdings Limited | 40 Nugget Avenue | Scarborough North | 4 | Active |
| 333 | Tilzen Holdings Ltd. | 60 Nugget Avenue | Humber River-Black Creek | 5 | Active |
| 334 | Top Food Supermarket Inc. | 2715 Lawrence Avenue East | Scarborough Centre | 1 | Active |
| 335 | Topper Linen Supply Limited (North) | 26 Mulock Avenue | York South-Weston | 2 | Active |
| 336 | Topper Linen Supply Limited (South) | 24-36 Mulock Avenue | York South-Weston | 2 | Active |
| 337 | Torgan Construction Limited | 4186-4190 Finch Avenue East | Scarborough-Agincourt | 3 | Active |
| 338 | Toronto Standard Condominium Corporation No. 1538 | 633 Silver Star Boulevard | Scarborough-Agincourt | 4 | Active |

| No. | Industry Name | Address | Ward | Number of parameters | Status as of 2024 |
|------------|---|---|--------------------------|-----------------------------|--------------------------|
| 339 | Toronto Standard Condominium Corporation No. 1718 | 4779 Steeles Avenue East | Scarborough-Agincourt | 2 | Active |
| 340 | Toronto Standard Condominium Corporation No. 2124 | 3250-3278 Midland Avenue | Scarborough-Agincourt | 2 | Active |
| 341 | Toronto Standard Condominium Corporation No. 2255 | 19 & 25 Woodbine Downs & 6628, 6630, 6640 Finch Avenue West | Etobicoke North | 3 | Active |
| 344 | Toronto Standard Condominium Corporation No. 2528 | 80 Galaxy Boulevard | Etobicoke North | 4 | Active |
| 343 | Toronto Transit Commission | 38 Comstock Road | Scarborough Southwest | 4 | Active |
| 344 | Toronto Transit Commission | 400 Danforth Avenue | Toronto-Danforth | 3 | Active |
| 345 | Toronto Transit Commission | 400 Greenwood Avenue | Toronto-Danforth | 2 | Active |
| 346 | TP Poultry Inc. | 239 Toryork Drive | Humber River-Black Creek | 4 | Active |
| 347 | Tradition Fine Foods Ltd. | 663 Warden Avenue | Scarborough Southwest | 2 | Active |
| 348 | Trafalgar Industries of Canada | 333 Rimrock Road | York Centre | 2 | Active |
| 349 | Tremco Canada Ltd. | 220 Wicksteed Avenue | Scarborough North | 2 | Active |
| 350 | Trillium Beverage Inc. | 21 Tankhouse Lane | Scarborough Centre | 3 | Active |
| 351 | Trillium Beverage Inc. | 125 Bermondsey Road | Don Valley East | 4 | Active |
| 352 | TTC Hillcrest Complex | 1138 Bathurst Street | Toronto-St. Paul's | 2 | Active |
| 353 | TTC-Queensway Bus Garage | 400 Evans Avenue | Etobicoke-Lakeshore | 2 | Active |

| No. | Industry Name | Address | Ward | Number of parameters | Status as of 2024 |
|------------|---|---------------------------|--------------------------|-----------------------------|--------------------------|
| 354 | TTM Technologies Toronto, Inc. | 8150 Sheppard Avenue East | Scarborough-Rouge Park | 4 | Active |
| 355 | TWI Foods Inc. | 40-42 Shaft Road | Etobicoke North | 4 | Active |
| 356 | Univar Canada Ltd. | 64 Arrow Road | Humber River-Black Creek | 2 | Active |
| 357 | U-Pak Disposals (1989) Limited | 15 Tidemore Avenue | Etobicoke North | 5 | Active |
| 358 | Vegfresh Inc. & GMASJ Ontario Inc. | 1290 Ormont Drive | Humber River-Black Creek | 4 | Active |
| 359 | Veldare Investments Limited | 80 Midwest Road | Scarborough Centre | 3 | Active |
| 360 | Ventura Foods Canada ULC | 50 Torlake Crescent | Etobicoke-Lakeshore | 4 | Active |
| 361 | Veolia Water Canada, Inc. | 120 Disco Road | Etobicoke North | 4 | Active |
| 362 | Veolia Water Canada, Inc. | 35 Vanley Crescent | York Centre | 5 | Active |
| 363 | Via Rail Canada Inc. | 280 New Toronto Street | Etobicoke-Lakeshore | 4 | Active |
| 364 | Victory's Kitchen Ltd. | 30 Gunns Road | York South-Weston | 4 | Active |
| 365 | Viscor Inc. | 35 Oak Street | York South-Weston | 3 | Active |
| 366 | Viva Media Packaging (Canada) Ltd | 1663 Neilson Road | Scarborough-Rouge Park | 3 | Active |
| 367 | Voyant Beauty, Inc. | 13 Bethridge Road | Etobicoke North | 4 | Active |
| 368 | Voyant Beauty, Inc. | 2000 Kipling Avenue | Etobicoke North | 4 | Active |
| 369 | W.T. Lynch Foods Limited | 72 Railside Road | Don Valley East | 3 | Active |
| 370 | Wagener's Meat and Delicatessen Limited | 40-44 Six Point Road | Etobicoke-Lakeshore | 4 | Active |
| 371 | Walker Environmental Group Inc. | 290 Garyray Drive | Humber River-Black Creek | 4 | Active |

| No. | Industry Name | Address | Ward | Number of parameters | Status as of 2024 |
|------------|--|-------------------------|--------------------------|-----------------------------|--------------------------|
| 372 | Warmia Deli and Meat Products Ltd. | 63 Mulock Avenue | York South-Weston | 4 | Active |
| 373 | Westrock Company of Canada Inc. | 730 Islington Avenue | Etobicoke-Lakeshore | 2 | Active |
| 374 | Weybright Business Court Inc. | 60 Weybright Court | Scarborough-Agincourt | 4 | Active |
| 375 | Wildly Delicious Preserve Company Limited | 114A Railside Road | Don Valley East | 4 | Active |
| 376 | Wing Hing Lung Limited | 550 Kipling Avenue | Etobicoke-Lakeshore | 4 | Active |
| 377 | Wonder Brands Inc. | 122 Carrier Drive | Etobicoke North | 4 | Active |
| 378 | Wonder Brands Inc. | 514 Carlingview Drive | Etobicoke North | 4 | Active |
| 379 | Wrenport Investments Inc. | 33 Gunns Road | York South-Weston | 3 | Active |
| 380 | Ya Foods Corp. | 450 Kipling Avenue | Etobicoke North | 3 | Active |
| 381 | York Condominium Corporation No. 485 | 30 Titan Road | Etobicoke-Lakeshore | 4 | Active |
| 382 | Zhi Fong Trading Company Ltd. | 46 Kensington Avenue | University-Rosedale | 3 | Active |
| 383 | Starboard Seafood (Ontario) Inc. | 33 Upton Road | Scarborough Southwest | 4 | Closed |
| 384 | Elite Dairy Ltd. | 123 McCormack Street | York South-Weston | 3 | Closed |
| 385 | G.H. Bakeries Ltd. | 650 Fenmar Drive | Humber River-Black Creek | 2 | Closed |
| 386 | Wonder Brands | 1 Hafis Road | York South-Weston | 2 | Closed |
| 387 | Shorewood Packaging Corp. of Canada ULC/ Les Emballages Shorewood Canada ULC | 2220 Midland Avenue #50 | Scarborough Centre | 4 | Closed |

| No. | Industry Name | Address | Ward | Number of parameters | Status as of 2024 |
|-----|---------------------------------|----------------|--------------------------|----------------------|-------------------|
| 388 | Leader Plating on Plastics Ltd. | 2 Jody Avenue | Humber River-Black Creek | 1 | Closed |
| 389 | Billy Bishop Airport | 2 Eireann Quay | Spadina-Fort York | 1 | Active* |

*Company has an Industrial Waste Surcharge Permit and is billed a minimum surcharge fee of \$500/year.

Appendix D: List of Companies with a Compliance Agreement in 2024

WWT = Wastewater Treatment Installed; P2 = Pollution Prevention

| Industry Name | Address | Ward | Compliance Agreement | | | Comments |
|----------------------------------|------------------------|-------------------|----------------------|-------------------|---|--|
| | | | Program Date | | Parameters | |
| | | | Start | End | | |
| Irving Consumer Products Limited | 1551 Weston Road | York South-Weston | February 16, 2024 | December 31, 2024 | Oil and Grease-Mineral | Fulfilled compliance program activities. (P2) |
| Niche Bakers Corp. | 6680 Finch Avenue West | Etobicoke North | October 7, 2024 | January 31, 2025 | Oil and Grease-Animal and Vegetable (non-mineral) | Company still active with compliance program approval. (WWT) |
| Imperial Oil Limited | 1150 Finch Avenue West | York Centre | December 16, 2024 | December 16, 2025 | Manganese (total); Zinc (total); Suspended Solids (total) | Company still active with compliance program approval. (P2) |

Appendix E: Outfall Monitoring Program (OMP) Summary, Cross Connection Summary: January 1, 2024 – December 31, 2024

| Watershed | Cross Connections Found* | Cross Connections Corrected** |
|---------------------|--------------------------|-------------------------------|
| Black Creek | 3 | 2 |
| Don River | 2 | 1 |
| Highland Creek | 1 | 1 |
| Humber River | 0 | 0 |
| Etobicoke Creek | 1 | 1 |
| Mimico Creek | 2 | 2 |
| Taylor Massey Creek | 0 | 0 |
| Lake Ontario | 0 | 1 |
| Rouge River | 0 | 0 |
| Total | 9 | 8 |

* Of the total cross connections found, 3 were residential, 4 were commercial, and 2 were industrial.

** Of the total cross connections corrected, 2 were residential, 4 were commercial and 2 were industrial.

Appendix F: Comparison of Priority Outfalls and De-listed Outfalls in 2024

| Watershed | Priority Outfalls as of Dec. 31, 2023 | Priority Outfalls De-listed in 2024 | Priority Outfalls as of Dec. 31, 2024 | Priority Outfalls De-listed Since Start of OMP |
|---------------------|---------------------------------------|-------------------------------------|---------------------------------------|--|
| Black Creek | 16 | 1* | 15 | 17 |
| Etobicoke Creek | 0 | 0 | 0 | 3 |
| Don River | 9 | 0 | 9 | 18 |
| Highland Creek | 10 | 0 | 10 | 41 |
| Humber River | 1 | 0 | 1 | 18 |
| Lake Ontario | 0 | 0 | 0 | 10 |
| Mimico Creek | 0 | 0 | 0 | 12 |
| Rouge River | 1 | 0 | 1 | 2 |
| Taylor-Massey Creek | 13 | 0 | 13 | 46 |
| Total | 50 | 1 | 49 | 167 |

*BC220 in the Black Creek watershed was delisted in 2024.