




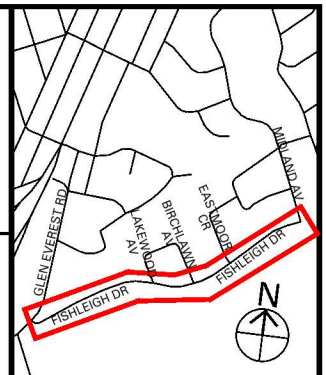


**SH** PROPOSED TWO-WAY SPEED HUMPS

**A** |  

**B** | 

NOTE:  
 EVERY ATTEMPT WILL BE MADE TO UTILIZE EXISTING POLES FOR SPEED HUMP SIGNS, HOWEVER, IT MAY BE NECESSARY TO INSTALL NEW POLES FOR THESE SIGNS.



# SPEED HUMPS LOCATIONS PLAN

## FISHLEIGH DRIVE

### GLEN EVEREST ROAD - MIDLAND AVENUE