

HousingNowTO.com

**“YES – TO NEW REAL-WORLD
LONG-TERM CARE IN YORKVILLE ”**

(TEYCC)

JANUARY 14, 2025

CONTACT – info@HousingNowTO.com

TWITTER - [@HousingNowTO](https://twitter.com/HousingNowTO)





YES TO MORE LTC IN YORKVILLE





YES TO MORE LTC IN YORKVILLE



✓ **APPROVE THIS LONG TERM CARE EXPANSION “AS IS” TODAY.**

✓ **APPROVE MORE LTC’s IN EVERY NEIGHBOURHOOD.**

❖ **DO NOT LISTEN TO THE PROTESTS OF WEALTHY LOCAL NIMBY HOMEOWNERS IN 2025.**

- INFORMATIONAL SLIDES FROM THE

ONTARIO LONG-TERM CARE ASSOCIATION

ARE ATTACHED FOR REFERENCE.

<https://www.oltca.com/about-long-term-care/the-data/>

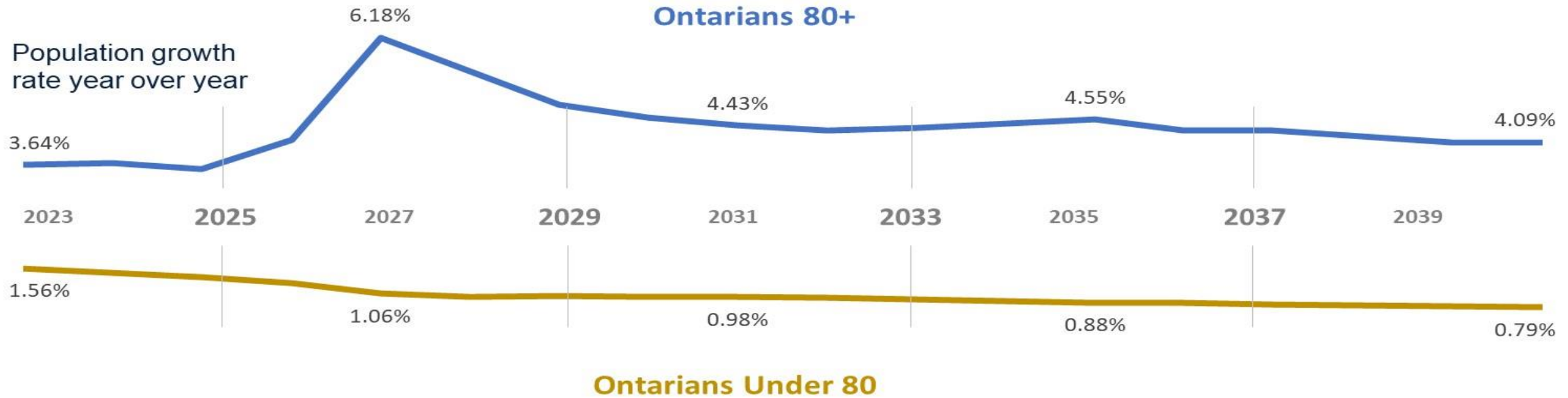


OLTCA

Long-term care: A critical partner helping seniors in your communities

Association of Municipalities of Ontario

August 20, 2024

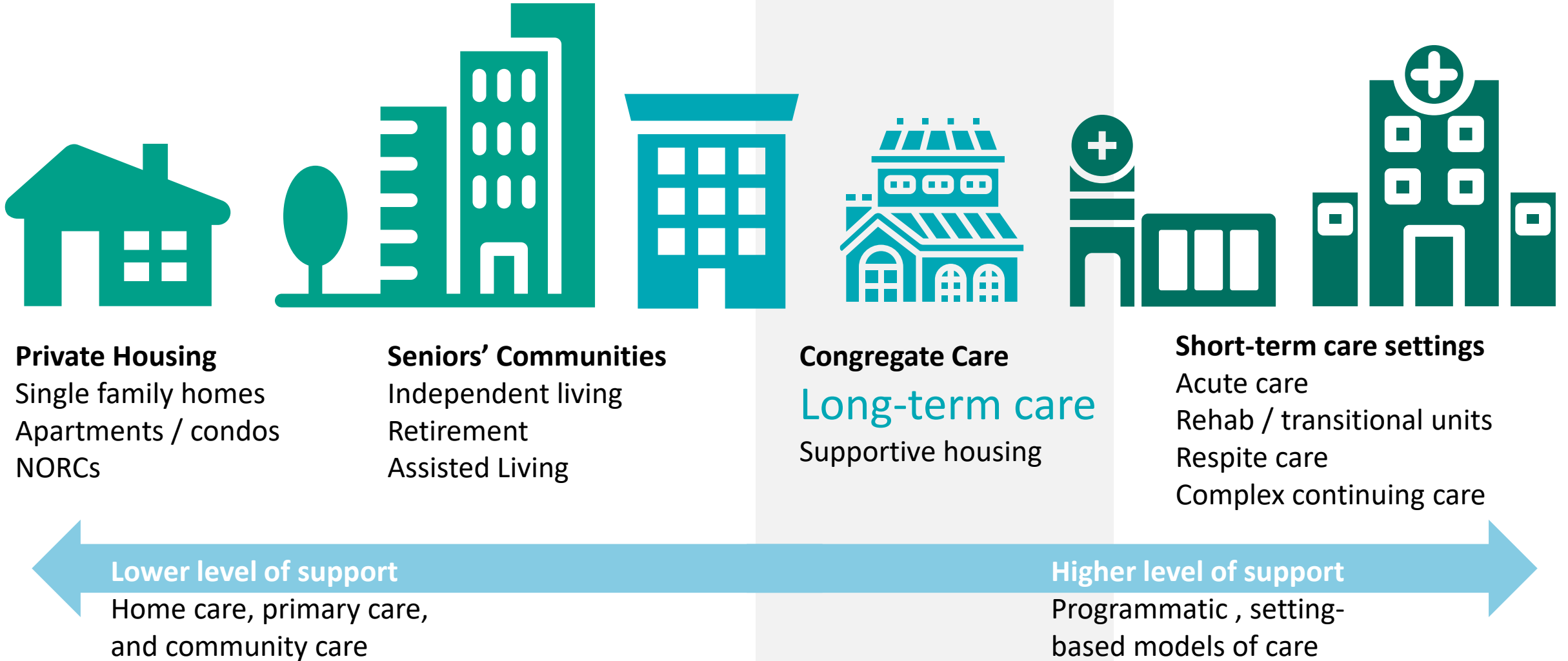


Our communities, health and social systems are facing a significant challenge in responding to the growing needs of seniors

Ontarians 80+ will increase at rate nearly 4 times the rest of the population through 2043

By 2040, the number of Ontarians over 80 will nearly double what they are today.

LTC Homes are Critical to Creating **Aging in Place** Communities



Seniors entering long-term care today have a much higher level of need



88% need support with activities of daily living, like getting dressed and eating meals.



75% of residents have 3 or more different medical conditions.



76% have cognitive support needs.

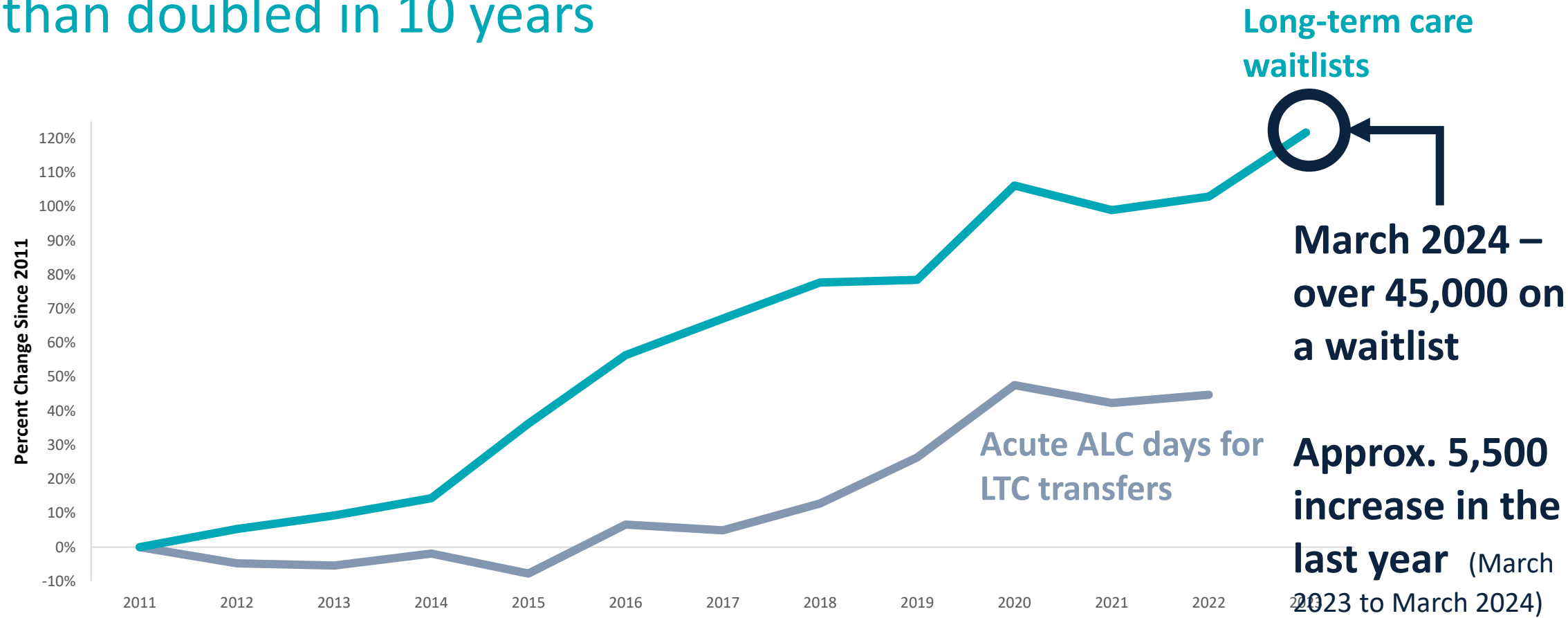


Up to 40% have access to subsidized, geared to income housing.



1 in 5 seniors
over the age of 80 have complex
needs that require long-term care.

Long-term care waitlists have more than doubled in 10 years



Data and Analysis provided by Preyra Solutions Group and OLTC

Socioeconomic Value of Long-Term Care Homes

Seniors

1 in 5 seniors over 80 have complex care needs that can only be met by long-term care homes offering 24/7 skilled, interdisciplinary care. **45,000+ seniors are waiting to access LTC homes** experiencing reduced quality of life and increases health risks as their health needs are not being fully met.

Caregivers

Give back up to 822,600 hours per week to informal caregiving, which created an **income potential of up to \$23.86 million** per week.

In addition, up to 58% of caregivers will have reduced uninsured out-of-pocket costs.

Jobs and Economy

In 2024, LTC homes contributed **\$12+ billion in GDP** and almost **175,000 jobs** for local communities. Delivering on the commitment to build and renew 58,000 LTC spaces will create a further **\$37+ billion** in GDP and **59,000 new jobs**.

Health and Social Services Systems

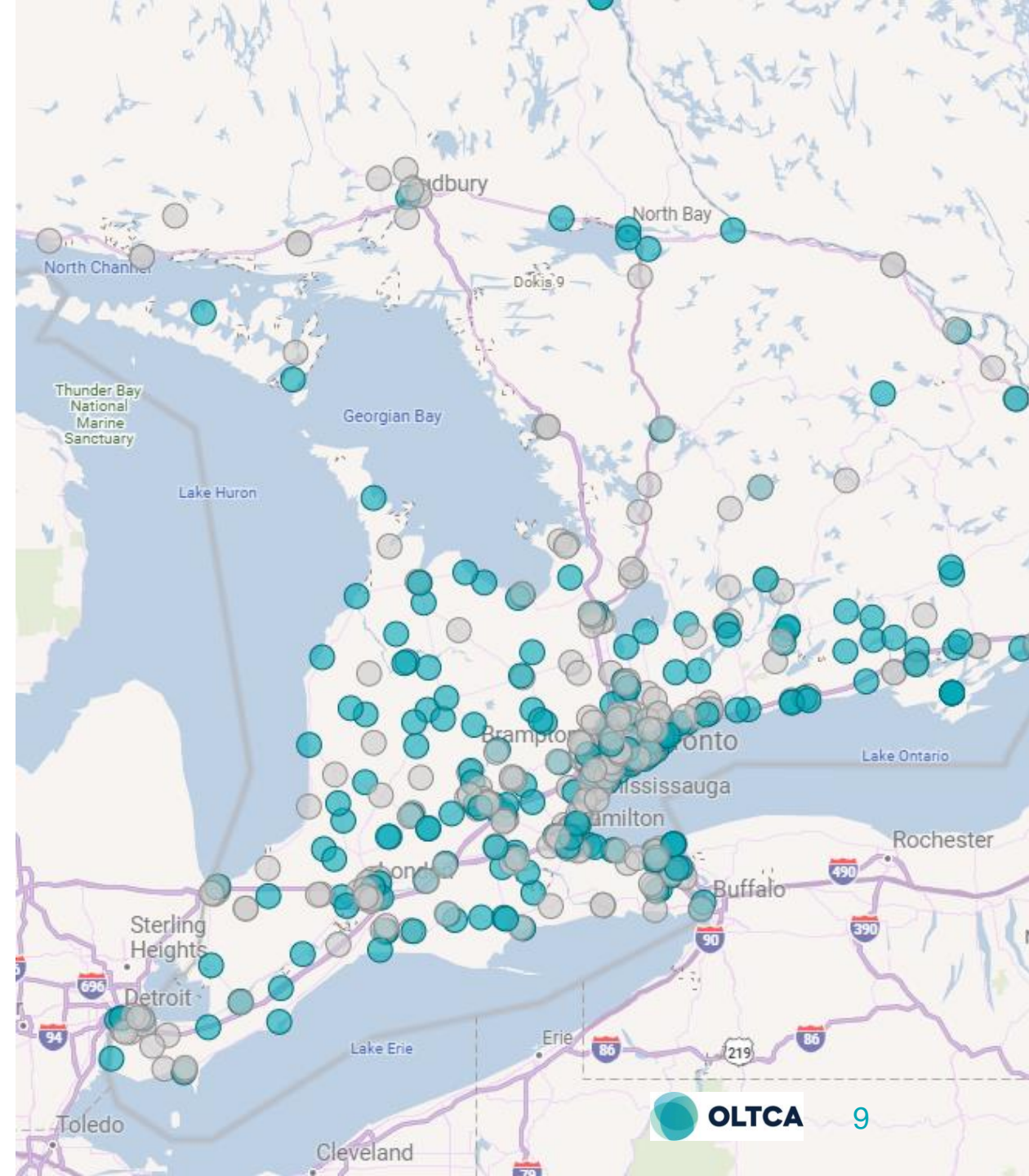
For every 100 ALC patients able to access LTC home care will create **\$100,000 in savings for the health system per day** and, more importantly, will improve the quality of life for the seniors.



Over 18,000 new or redeveloped spaces (111 homes) are completed or underway

Despite this historic progress, we are still in a race against time. **40,000 spaces still need a path to build and renew.**

The Ontario government and municipalities are critical partners in moving these projects forward.





Join your local long-term
care home on
September 13, 2024
for our province-wide
**Community
Engagement Day**