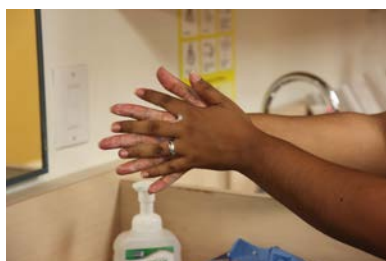


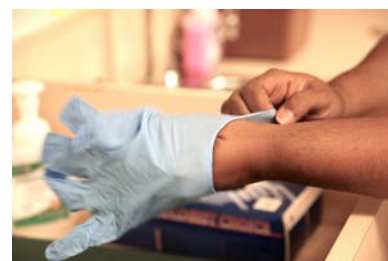
Diaper Routine



1. Gather supplies



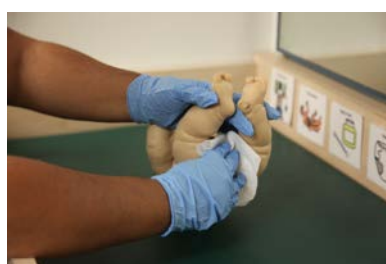
2. Clean your hands



3. Put on gloves*



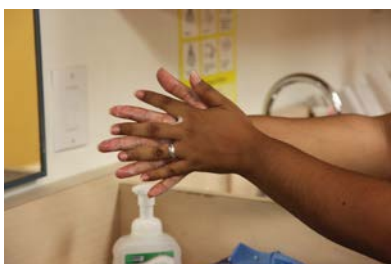
4. Remove diaper



5. Clean the child



6. Remove gloves*



7. Clean your hands



8. Apply barrier product using a tissue or glove



9. Put on clean diaper and clean the child's hands

Notes

- Clean and disinfect diaper change table / mat after use **
- Wear personal protective equipment (PPE) to clean and disinfect

* *Follow Glove Use Information Sheet*

** *Refer to Guidance Document, Environmental Cleaning and Disinfecting*

References:

PIDAC. (2012). 'Routine Practices and Additional Precautions In All Health Care Settings' 3rd Ed., *Public Health Ontario*.
WHO (2009). 'WHO Guidelines on Hand Hygiene in Health Care'. World Health Organization.