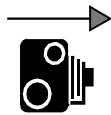


MISCELLANEOUS




Ground Plate or Rod

Red Light Camera

WIRING DIAGRAMS

————— Conductors, Single or Multiple, Identified by Note

—————
 Indicates Cables to be Installed in the Same Duct

- - - - - Indicates Spare Duct for Future Use

Single Phase 2 Wire System:


BLK Black, Line
 WHT White, Neutral
 GRN Green, Ground

Single Phase 3 Wire System:

RED Red, Line 1
 BLK Black, Line 2
 WHT White, Neutral
 GRN Green, Ground

Wiring Identification Note

2 - 12 /C #12 TS - 75 mm



Duct Size, Aerial, or Direct Buried

Type of Cable: TS - Traffic Signal
 HV - High Voltage
 LV - Low Voltage
 ELV - Extra Low Voltage
 CONT - Control
 BGRD - Bare Ground
 IGRD - Insulated Green Ground
 CSA designations may also be used

AWG Size of Conductor

Number of Conductors in Cable. Not Required for Single Conductor

Number of Cables



OR



Existing Wiring Enclosure, Maintenance Hole, Junction Box, Handwell etc,
 Identification code matches layout drawings



OR



Proposed Equipment Item; Identification Code Matches Layout Drawings