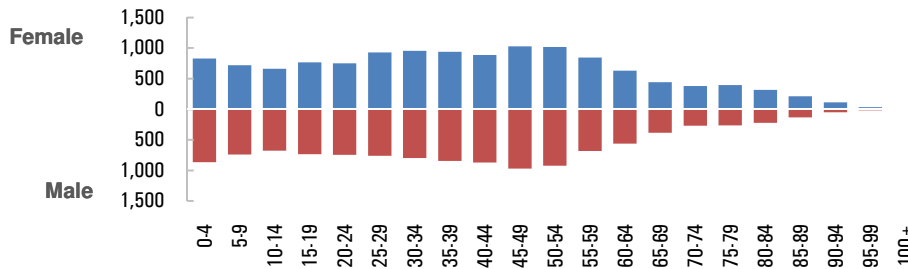


# Dorset Park

## Population

Total Population  
**24,363**



Female  
**53%**  
Male  
**47%**

Children  
0-14 years  
**4,485 (18%)**

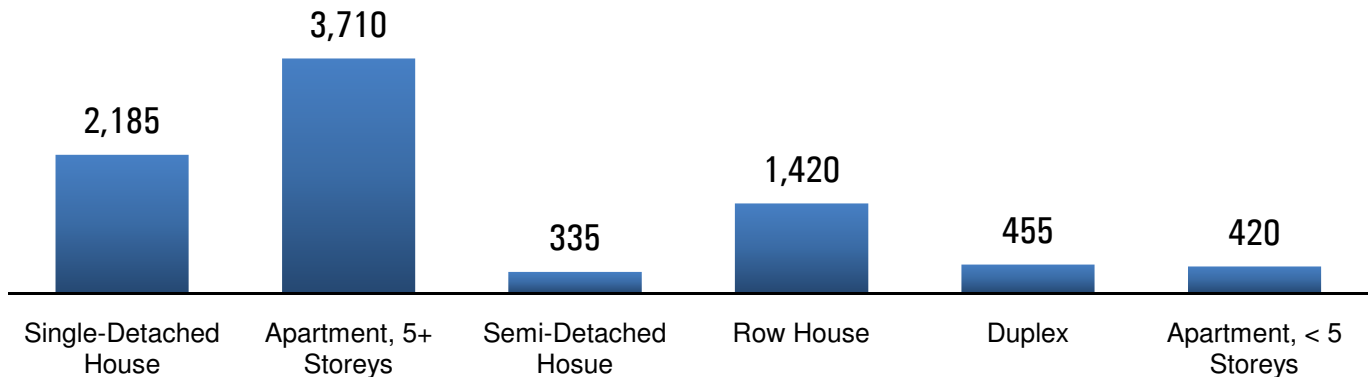
Youth  
15-24 years  
**3,010 (12%)**

Working Age  
25-54 years  
**10,915 (45%)**

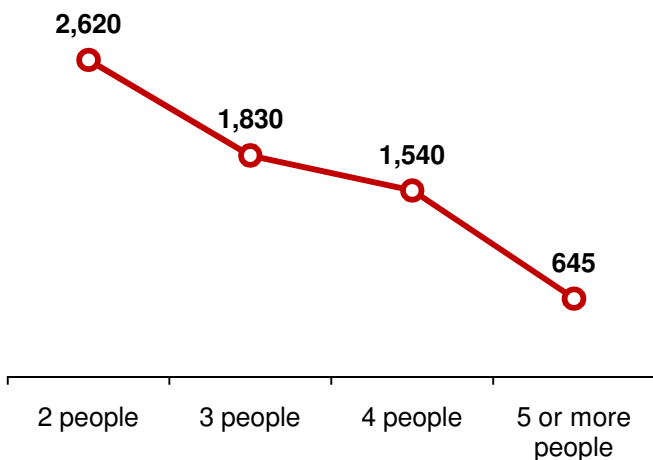
Pre-Retirement  
55-64 years  
**2,715 (11%)**

Seniors  
65+ years  
**3,235 (13%)**

## Number of Private Dwellings by Structure Type



## Number of Census Families by Size of Family

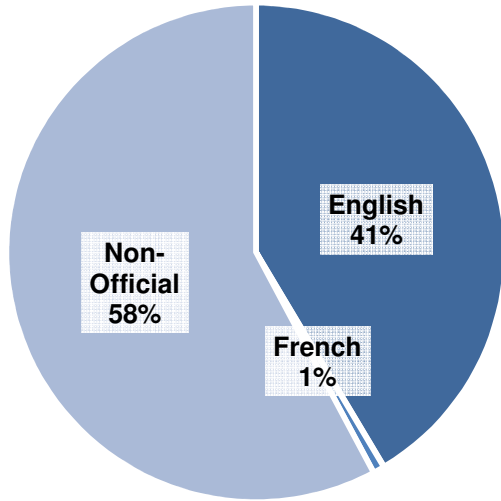


## Number of People by Living Arrangements

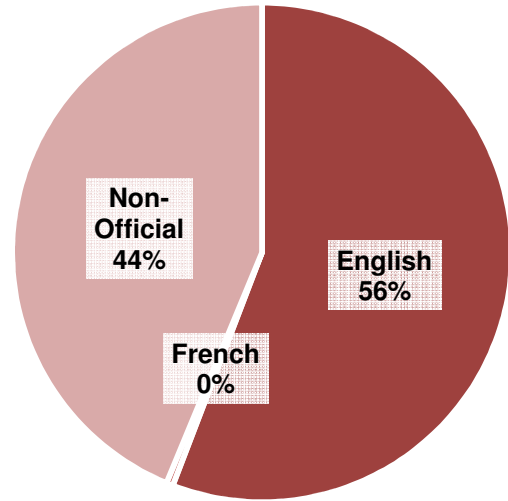
Living with family	<b>20,280</b>	<b>85%</b> of population
Living with other relatives	<b>975</b>	<b>4%</b> of population
Living with non-relatives only	<b>745</b>	<b>3%</b> of population
Living alone	<b>1,960</b>	<b>8%</b> of population
Seniors 65+ living alone	<b>585</b>	<b>21%</b> of seniors 65+

# Dorset Park

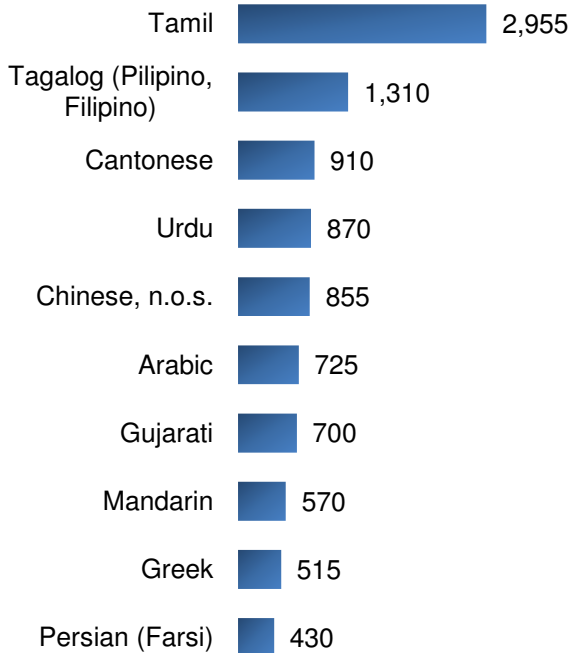
Mother Tongue



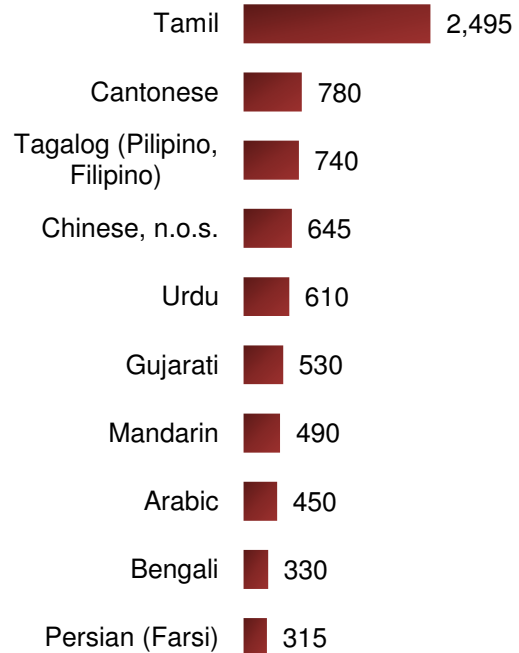
Home Language



Top-10 Non-Official Mother Tongue Languages



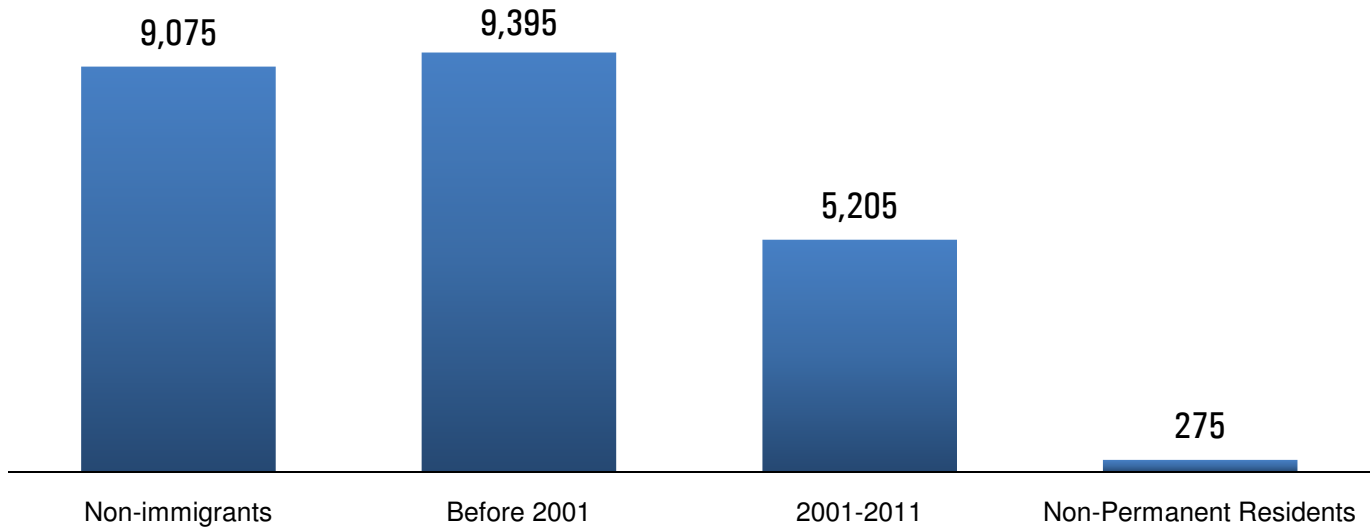
Top-10 Non-Official Home Languages



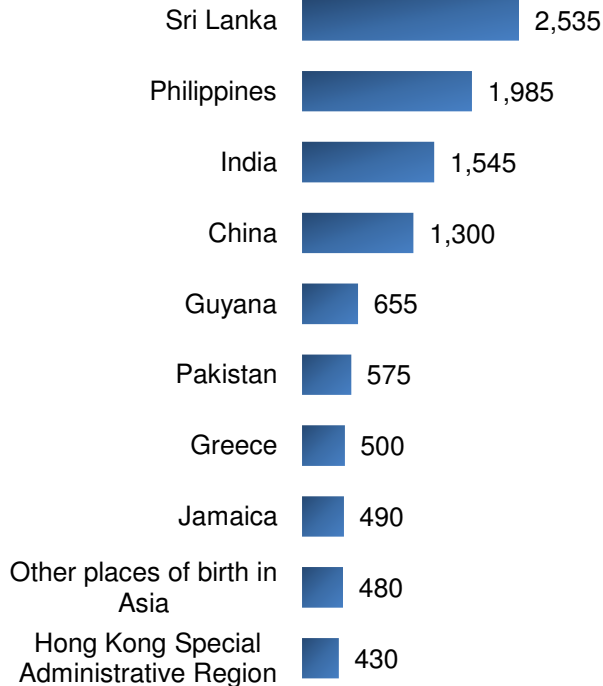
Note: "n.i.e." = not included elsewhere; "n.o.s." = not otherwise specified

# Dorset Park

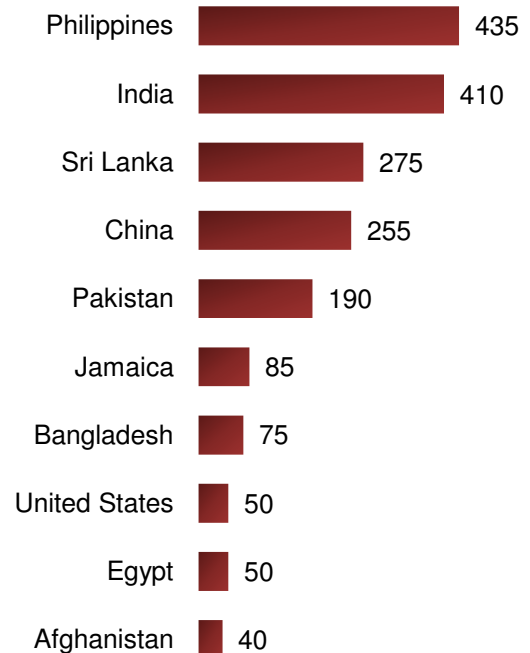
## Year Arrived in Canada



## Top-10 Birth Country for All Immigrants



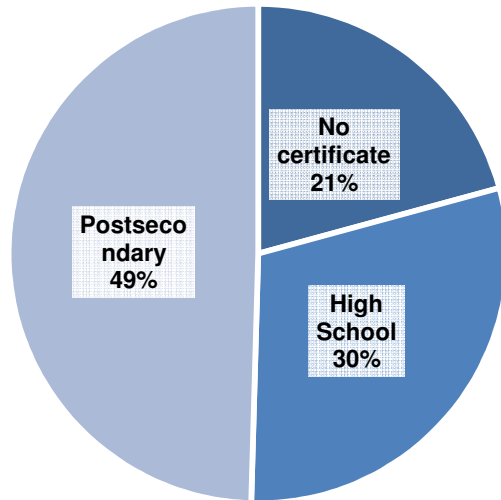
## Top-10 Birth Country for Recent Immigrants



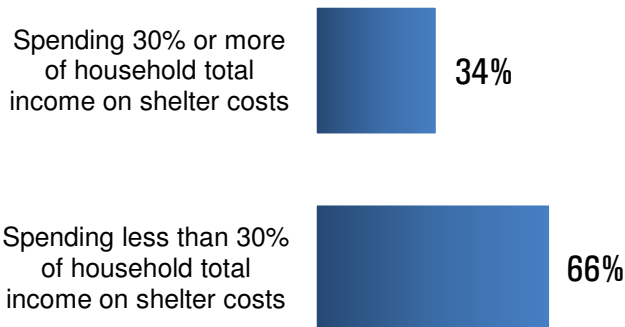
*\* Recent immigrants are those who arrived in Canada between 2006 and 2011*

# Dorset Park

## Educational Attainment



## Housing Affordability



### Note on Comparability:

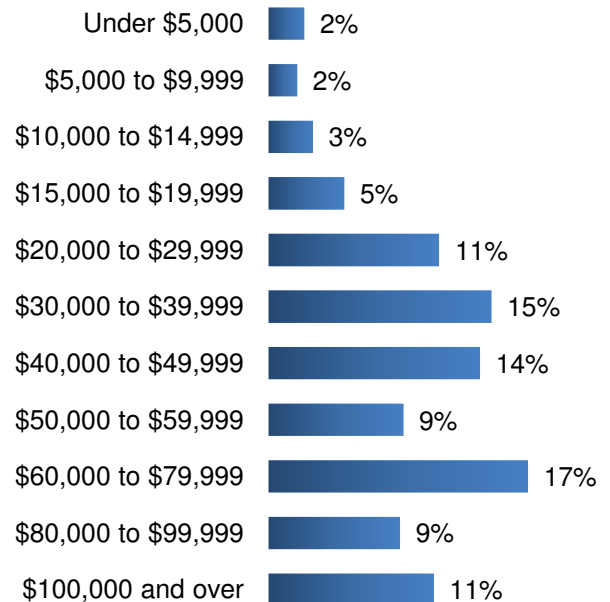
This profile does not compare 2011 NHS results with those from earlier Census releases. This is because NHS data was collected differently than data from the 2006 Census and prior Censuses. Until a full evaluation of the methodological changes is conducted, such comparisons are not appropriate.

## Labour Force Status

Total Population 15+ Years	<b>19,490</b>	
In Labour Force	<b>12,090</b>	<b>62%</b> Participation Rate
Employed	<b>10,715</b>	<b>55%</b> Employment Rate
Unemployed	<b>1,375</b>	<b>11%</b> Unemployment Rate
Not in Labour Force	<b>7,395</b>	

## After-Tax Household Income

(Percentage of Households)



Percent of Population in Low-Income (LIM-AT)

**21.0%**