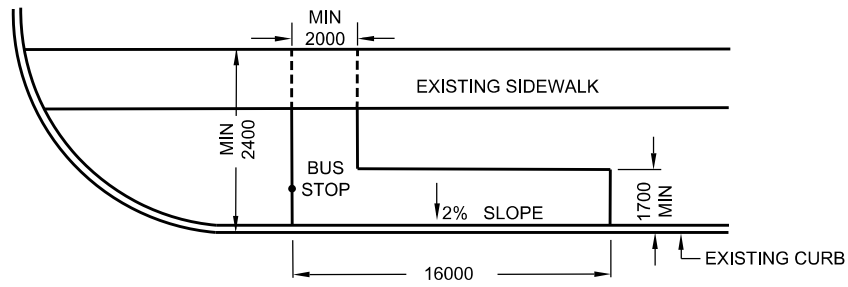
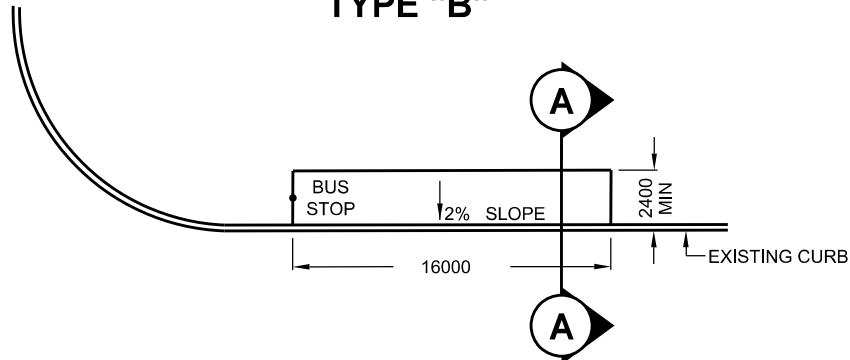


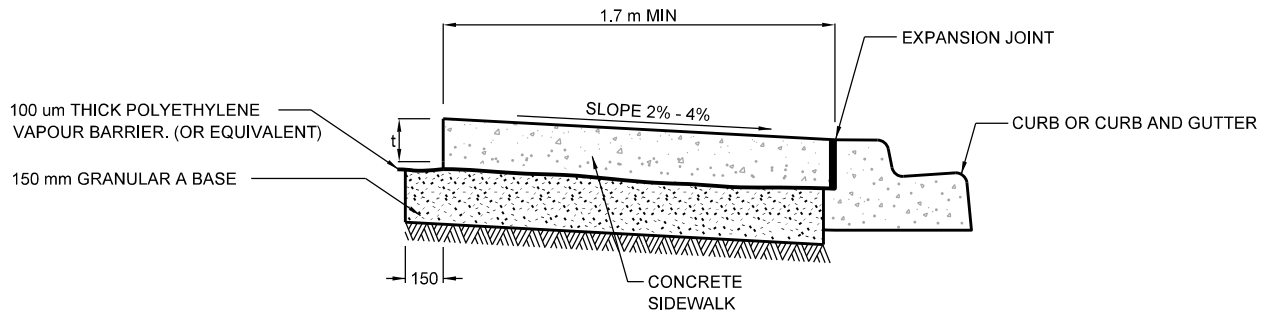
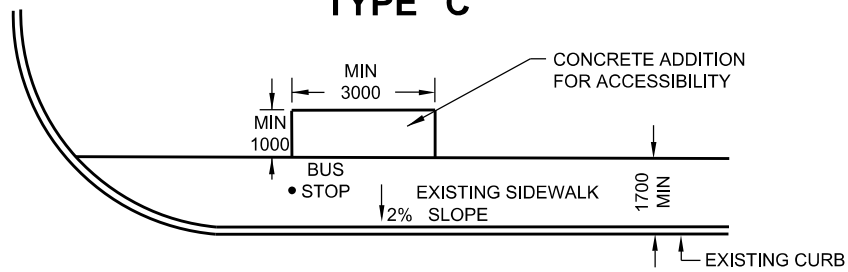
TYPE "A"



TYPE "B"



TYPE "C"



SECTION A-A

NOTES:

1. FOR CONCRETE SIDEWALK ABUTTING CURB OR CURB AND GUTTER REFER TO T-600.05-1 AND T-600.11-1.
2. SIDEWALK THICKNESS 130 mm EXCEPT ACROSS COMMERCIAL, INDUSTRIAL AND HIGH DENSITY RESIDENTIAL DRIVEWAY WHERE THICKNESS SHALL BE 180 mm.
3. t = THICKNESS OF SIDEWALK (BUS STOP LANDING).
4. JOINTS SHALL BE ACCORDING TO T-310.010-1.

All dimensions are in millimetres unless otherwise shown.



ENGINEERING & CONSTRUCTION SERVICES STANDARD DRAWING

REV 2

NOV 2014

**BUS STOP LANDING FOR STANDARD
AND ARTICULATED BUSES**

T-310.010-8

NTS

SHEET 1