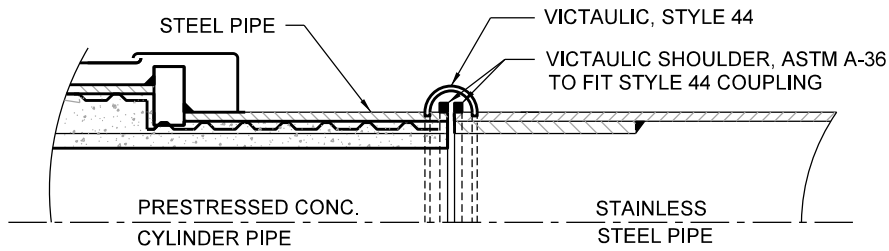
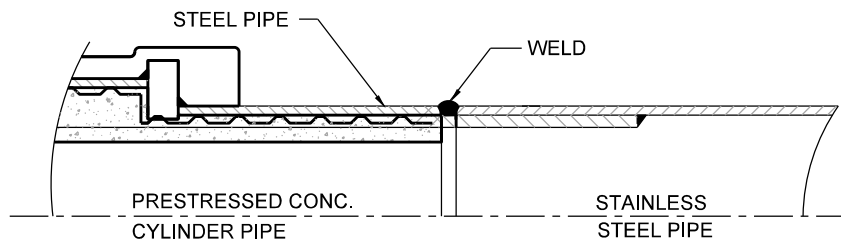


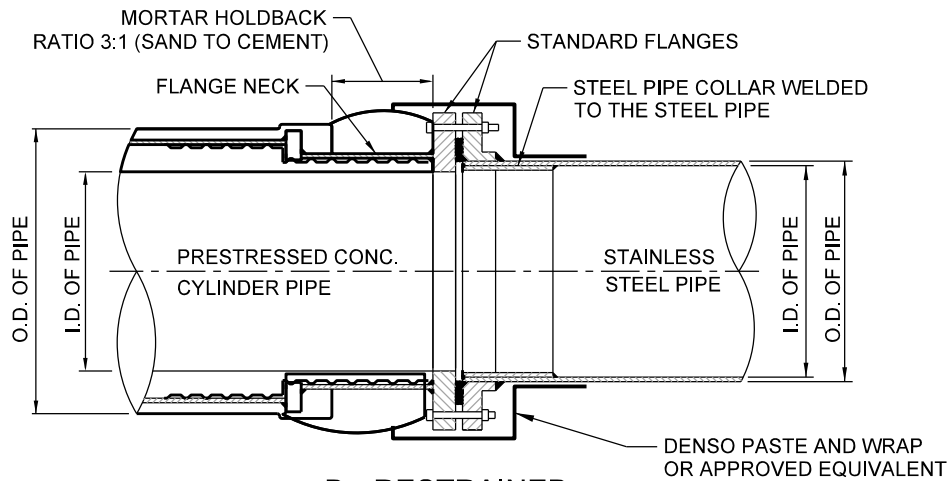
A - UNRESTRAINED - LOW RISK



B - RESTRAINED - MEDIUM RISK OR HIGH RISK



C - BUTT WELDED (SEE DWG. No. T-1110.04-1)



D - RESTRAINED

NOTES:

1. THIS DRAWING IS APPLICABLE TO LARGE DIAMETER WATERMAINS SIZES 750 TO 2300 mm DIA.
2. MATCH CONNECTIONS PIPE OUTSIDE DIAMETERS.

All dimensions are in millimetres unless otherwise shown.



ENGINEERING & CONSTRUCTION SERVICES STANDARD DRAWING

PRESTRESSED CONCRETE CYLINDER PIPE CONNECTION TO STAINLESS STEEL PIPE

REV 1

SEP 2017

T-1110.03-3

NTS

SHEET 1