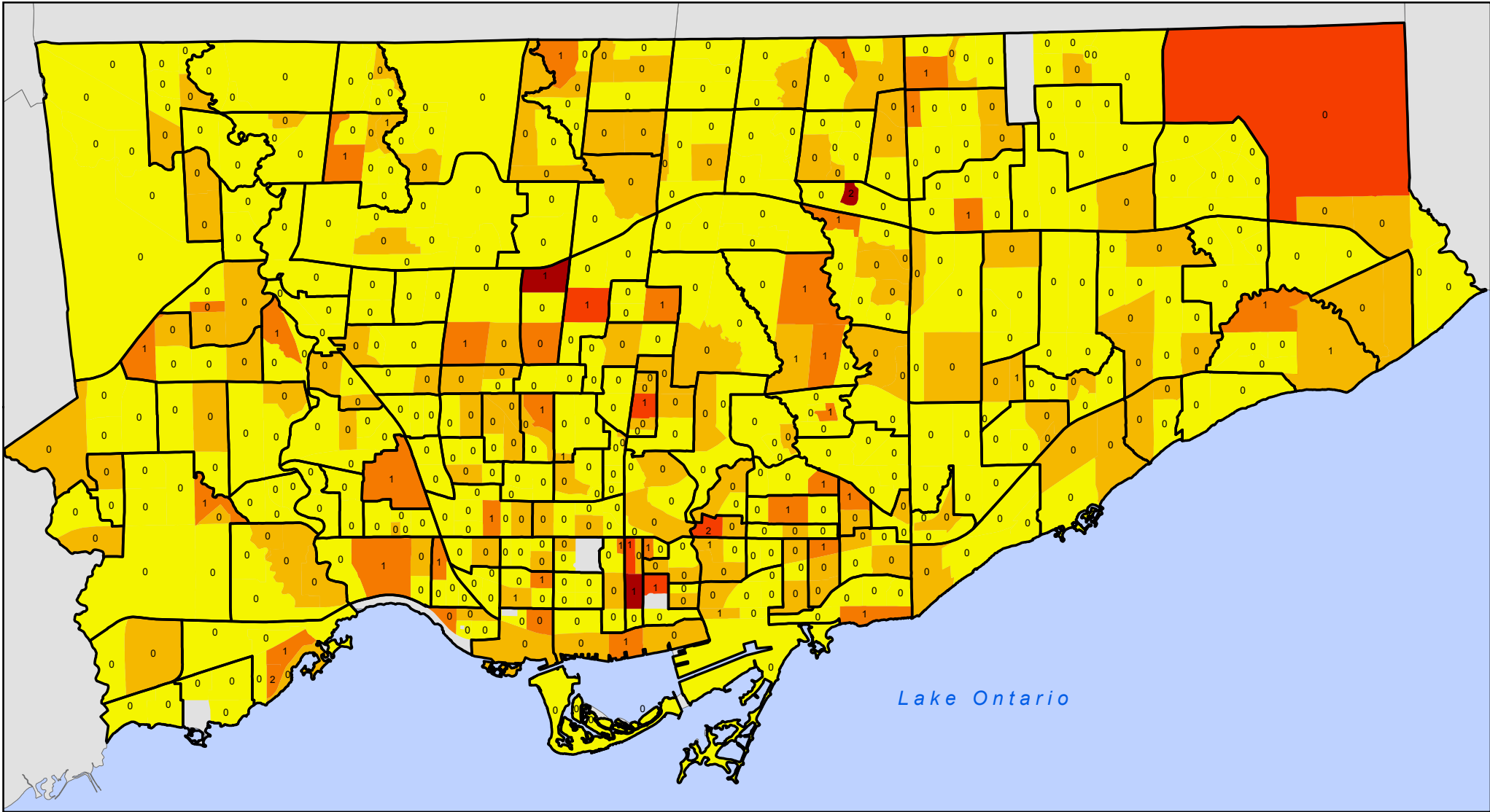


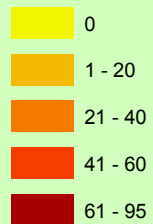
# English and French Home Language, 2006

Persons & Percent by Census Tract



## Legend

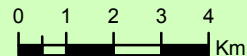
### English & French-Speaking Persons



Neighbourhood Boundary

X This language as a % of all home language speakers (single responses)

Notes: Data presented by census tracts and overlaid with neighbourhood boundaries. Distribution is by natural breaks. Numbers on map represent home language speakers as a percent of total population within the census tract.



Source: Statistics Canada, Census 2006; City of Toronto.

Copyright (c) 2008 City of Toronto. All Rights Reserved.

Published: April 2008

Prepared by: Social Policy Analysis & Research

Contact: [spar@toronto.ca](mailto:spar@toronto.ca)