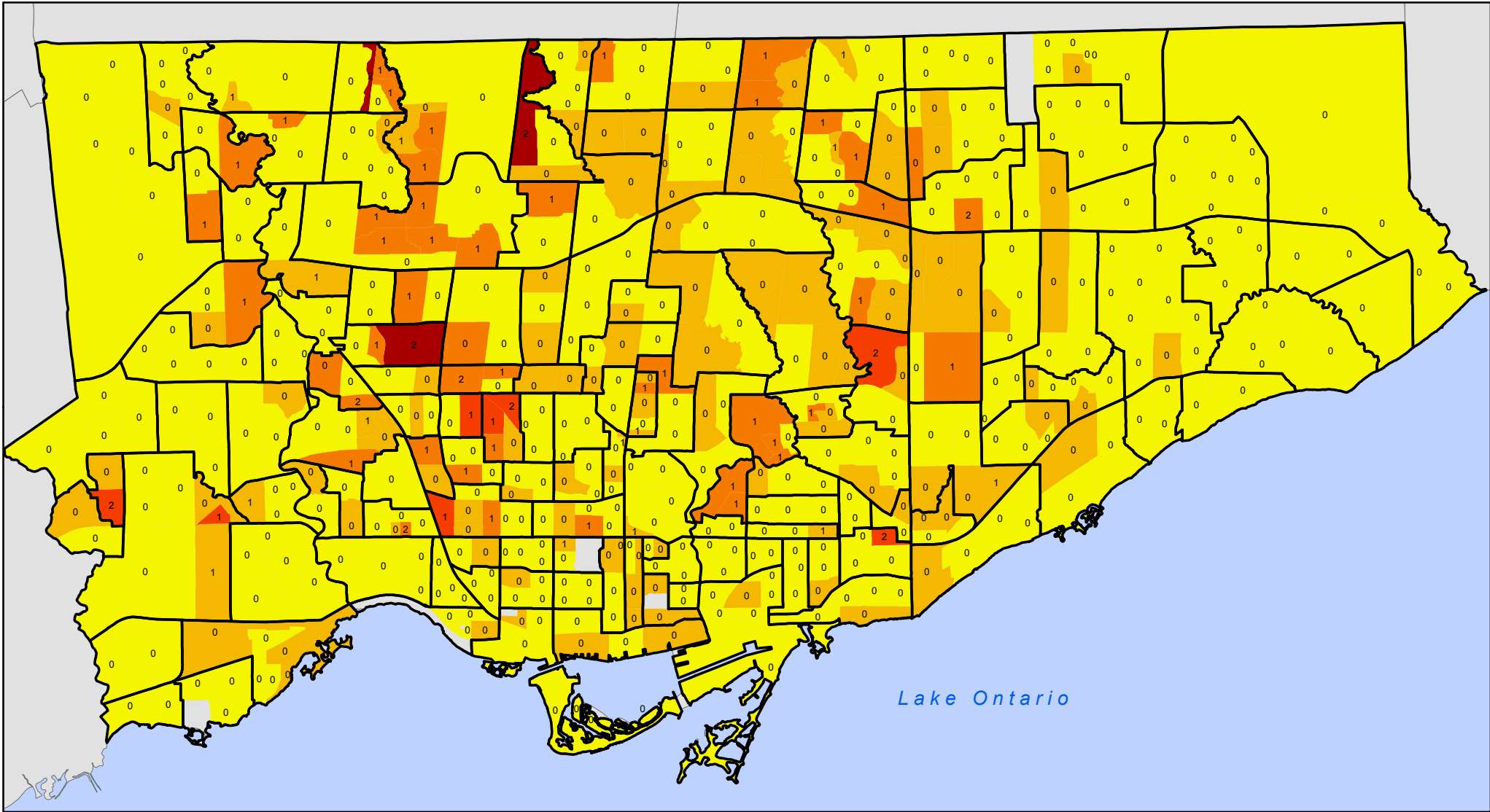


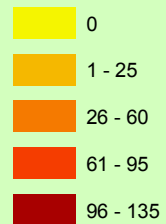
# Turkish Home Language, 2006

Persons & Percent by Census Tract



## Legend

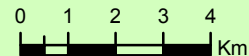
### Turkish-Speaking Persons



Neighbourhood Boundary

This language as a % of all home language speakers (single responses)

Notes: Data presented by census tracts and overlaid with neighbourhood boundaries. Distribution is by natural breaks. Numbers on map represent home language speakers as a percent of total population within the census tract.



Source: Statistics Canada, Census 2006; City of Toronto.

Copyright (c) 2008 City of Toronto. All Rights Reserved.  
 Published: April 2008  
 Prepared by: Social Policy Analysis & Research  
 Contact: [spar@toronto.ca](mailto:spar@toronto.ca)