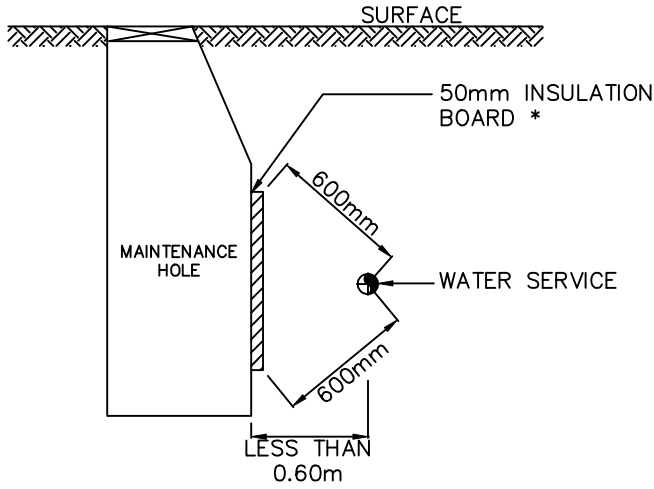
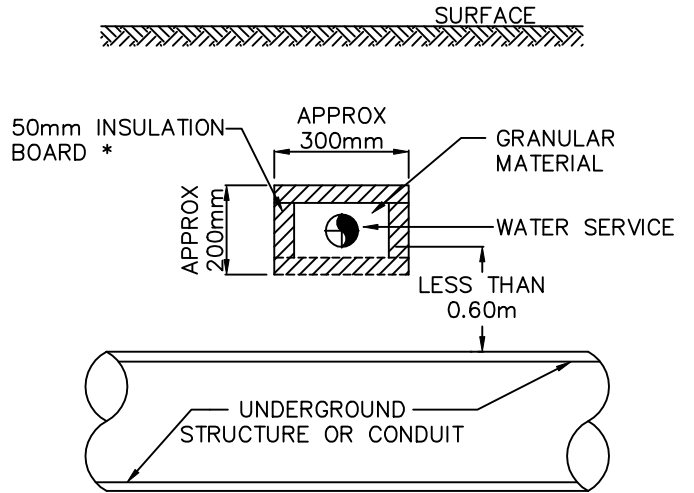


CASE 'A' ADJACENT TO VENTILATED UNDERGROUND STRUCTURE:

FROST BARRIER:

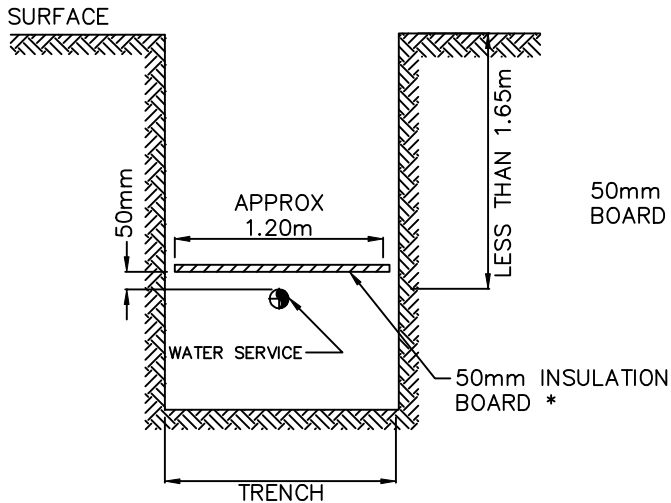


FROST BOX:

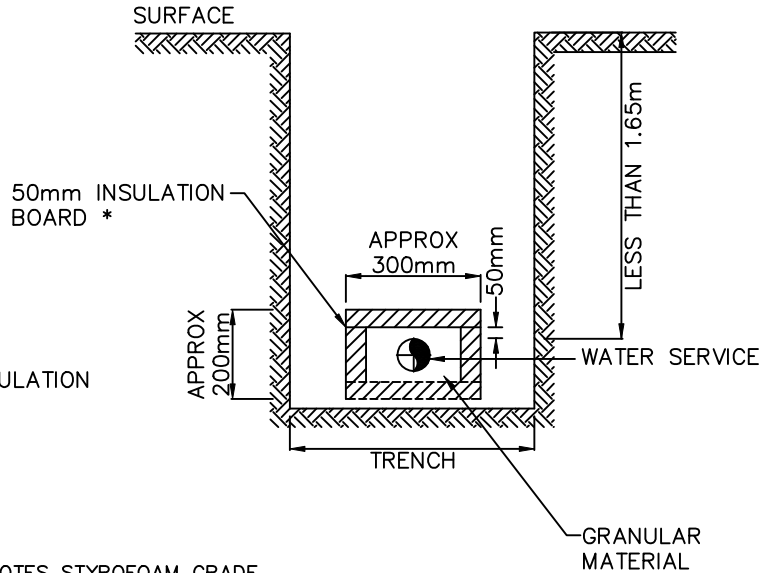


CASE 'B' INSUFFICIENT GROUND COVER:

FROST BARRIER:



FROST BOX:



NOTES:

1. WHERE THE EXISTING WATER SERVICE IS SUPPORTED ACROSS THE TRENCH, STYROFOAM BOARD IS TO BE INSTALLED BETWEEN THE SERVICE AND SUPORT.

2. "*" DENOTES STYROFOAM GRADE HI60(SKIN BOARD) OR EQUAL.

METRIC
ALL DIMENSIONS SHOWN HERE ARE IN MILLIMETRES UNLESS OTHERWISE NOTED

APPROVED BY

Tom Denes
TOM DENES, P. ENG.
EXECUTIVE DIRECTOR TECHNICAL SERVICES

SCALE

N.T.S.

DATE: JUNE, 2001

REVISED:

STANDARD No.

T-708.01-4



INSULATION DETAILS FOR WATER MAIN & SERVICE CONNECTIONS