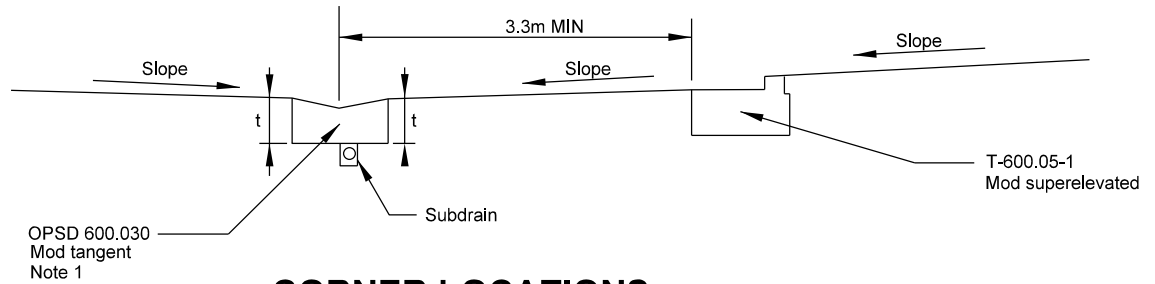
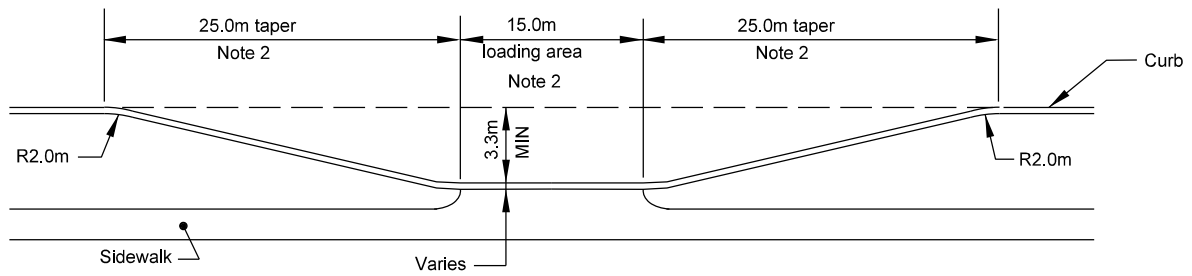
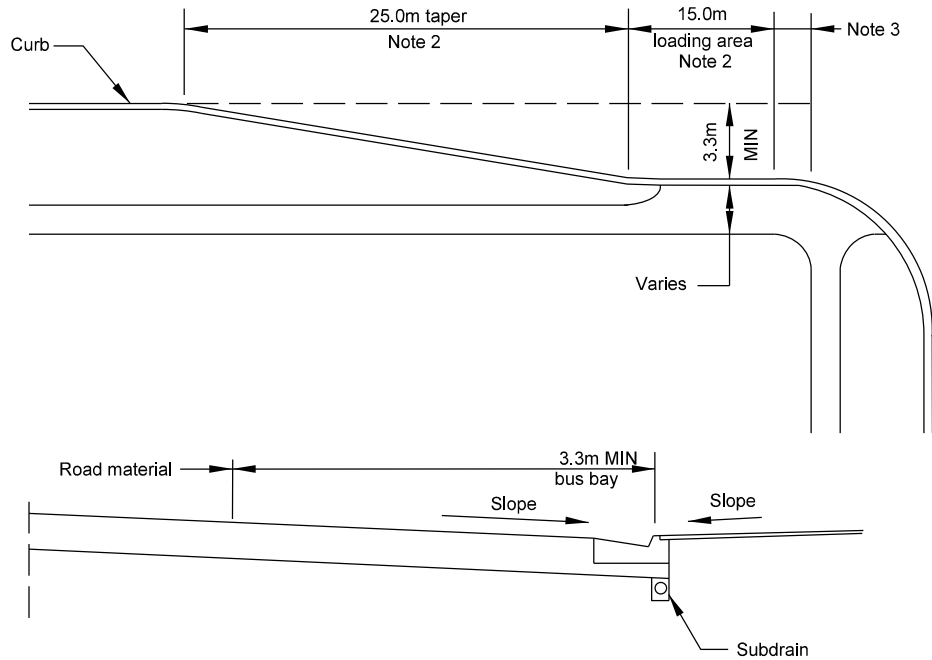


BETWEEN INTERSECTIONS



CORNER LOCATIONS



NOTES:

1. t = Thickness shall match the bottom of composite or flexible base or a minimum 225mm, whichever is greater.
2. Where the use of articulated buses is anticipated, the bus bay dimensions shall be increased to provide a 25.0m loading area and 35.0m tapers.
3. The concrete shall start 5 metres in front of the bus stop pole or in the event where there is a conflict with an intersection, 150mm short of the stop bar.

All dimensions are in millimetres unless otherwise shown.



ENGINEERING & CONSTRUCTION SERVICES STANDARD DRAWING

CONCRETE BUS PAD

REV 1 JUNE 2017

T-501.01

NTS SHEET 1