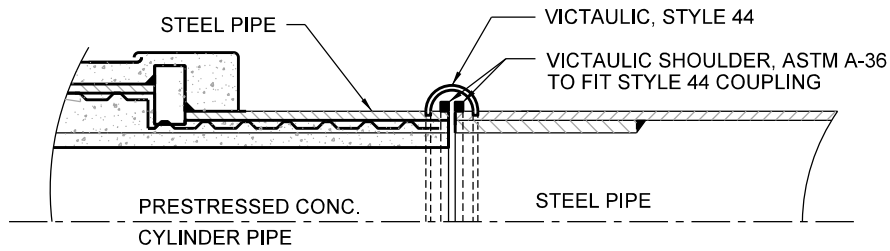
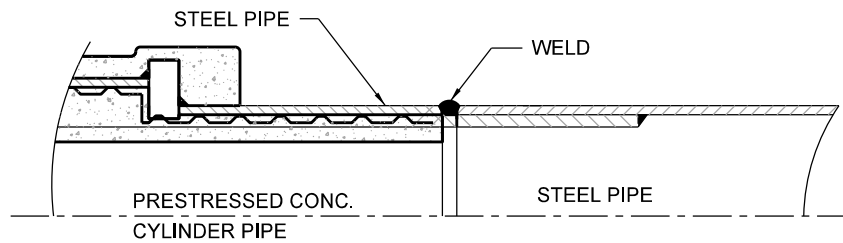


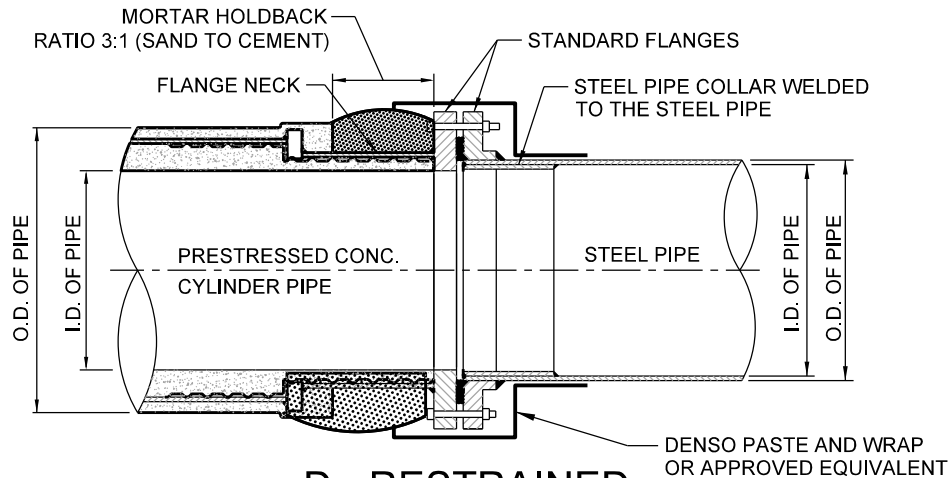
**A - UNRESTRAINED - LOW RISK**



**B - RESTRAINED - MEDIUM RISK OR HIGH RISK**



**C - BUTT WELDED**



**D - RESTRAINED**

**NOTES:**

1. THIS DRAWING IS APPLICABLE TO LARGE DIAMETER WATERMAINS SIZES 750 TO 2300 mm DIA.
2. MATCH CONNECTIONS PIPE OUTSIDE DIAMETERS.

All dimensions are in millimetres unless otherwise shown.



ENGINEERING & CONSTRUCTION SERVICES STANDARD DRAWING

**PRESTRESSED CONCRETE CYLINDER PIPE CONNECTION TO STEEL PIPE**

REV 1

SEP 2017

**T-1110.03-1**

NTS

SHEET 1