

COMMUNITY INFRASTRUCTURE

DID YOU
KNOW



% OF PEOPLE WHO LIVE ALONE

47% MIDTOWN

32% CITY OF TORONTO

POPULATION, 25 AND 34 YEARS OLD

31% YONGE- EGLINTON CENTRE

22% MIDTOWN

17% CITY OF TORONTO

MIDTOWN HAS ONE OF THE HIGHEST
RATES OF GROWTH IN THE CITY AMONG
CHILDREN UNDER THE AGE OF 14

% OF HOUSEHOLDS WHO RENT

62% MIDTOWN

45% CITY OF TORONTO

MIDTOWN IS HOME TO OVER 7,000 LOW
INCOME RESIDENTS (13%)

What is Community Infrastructure?

- Community Infrastructure consists of the services and facilities people use every day and are a key building block for vibrant, healthy, inclusive and complete communities.
- Community services and facilities are non-profit publicly accessible facilities and places such as libraries, child care and recreation centres where City Divisions, school boards and community agencies deliver their programs and services.
- The City's Official Plan recognizes that community services and facilities form part of a whole system of government and community resources, programs, facilities and social networks that contribute to the health, safety and well-being of our communities.

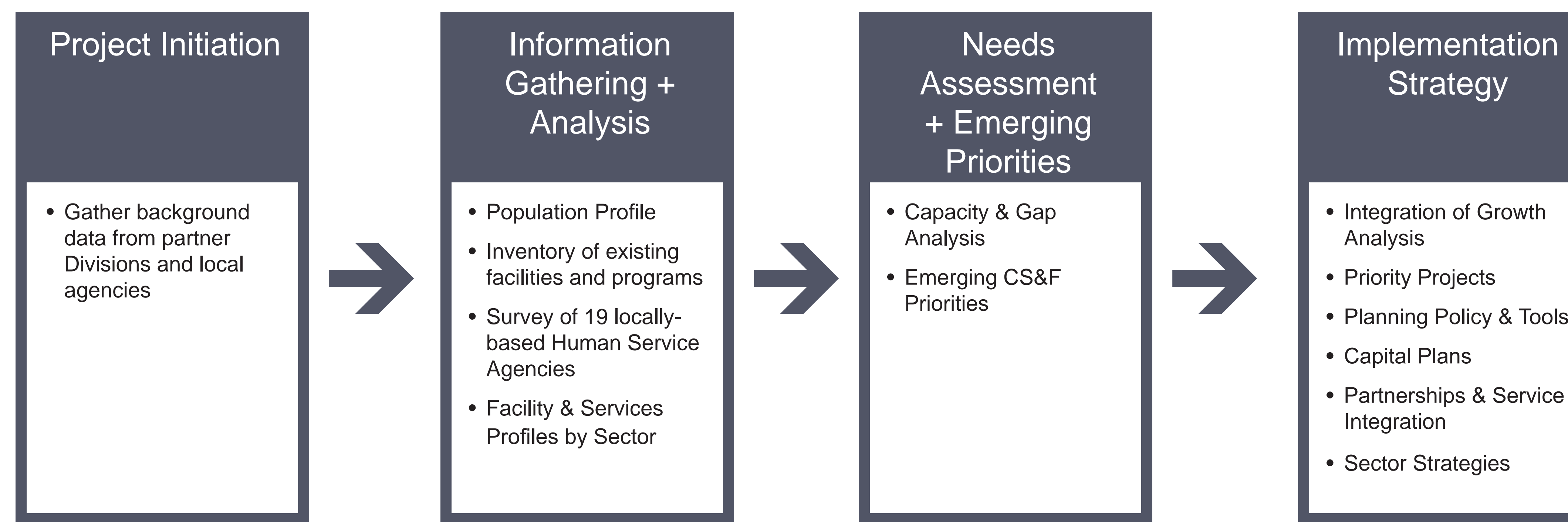



Northern Secondary School

WE ARE
HERE



Study Process





COMMUNITY INFRASTRUCTURE

Community Facilities



2 Libraries

Northern District Library
Mount Pleasant
Neighbourhood Library



TDSB

8 elementary schools
2 secondary schools

TCDSB

1 elementary school
1 secondary school



Recreation Facilities

North Toronto Memorial CC
Toronto Memorial Arena
Maurice Cody CC



Child Care

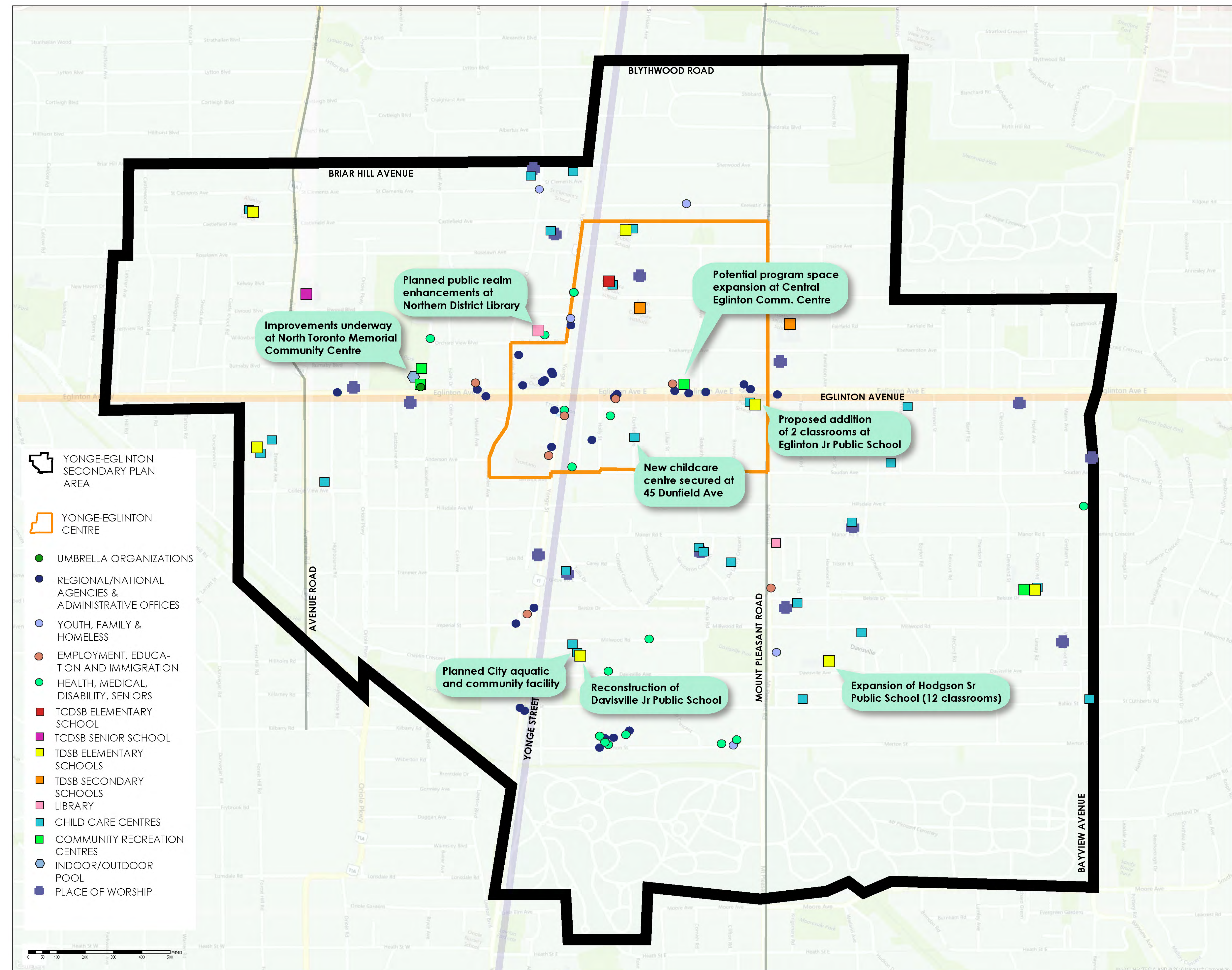
24 licensed child care facilities
provide a total of 1750 spaces




58+ Human Services Agencies

Youth, Family and Homelessness;
Employment, Educational and
Immigrant; Health, Medical and
Disability; Seniors; Multi-Service
Organizations

Inventory and Ongoing Improvements





COMMUNITY INFRASTRUCTURE

Community Services and Facilities Assessment

A Community Services and Facilities Assessment was completed in October 2016 as part of the first phase of the Midtown in Focus study. This work documented existing service and facility assets, assessed key demographic and development trends, identified current and emerging gaps in services and facilities, and articulated initial CS&F priorities for the Yonge-Eglinton area. These findings were based on thorough analysis of existing conditions and consultations with various City Divisions, community agencies and the public. In 2016, City Council endorsed twelve priorities (below) identified through this work.

CSF Priorities and Recommendations

Facility Space Priorities

1. Maintain, enhance, and secure affordable human service agency and community meeting space
2. Advance shared use models in publicly-owned facilities
3. Enhance, acquire and program outdoor gathering space
4. Secure new school space in the study area
5. Continue to secure child care spaces, particularly subsidized spaces
6. Provide for additional recreation space for children and youth
7. Monitor the need for space for senior services and programs

Service Network Priorities

8. Develop partnerships and shared resources between community agencies and City Divisions
9. Better connect community residents and service users with human services agencies
10. Develop diverse forms of outreach to better connect to vulnerable populations in the area

Process and Implementation Priorities

11. Link capital planning and other funding tools to identified CSF priorities
12. Develop standards to facilitate the timely provision of public services and facilities



Northern District Library (credit: Steven Evans)

Next Steps

The findings of the CS&F Assessment, in conjunction with updated growth estimates and demographic analysis, will inform the development of a Community Services and Facilities Strategy for the Yonge-Eglinton Area. The Strategy will include amendments to the City's planning policy framework, sector-specific implementation strategies and guidance for the funding and timing of priority projects.