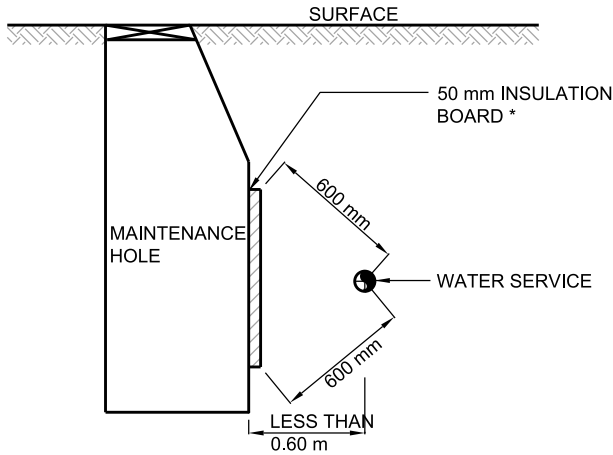
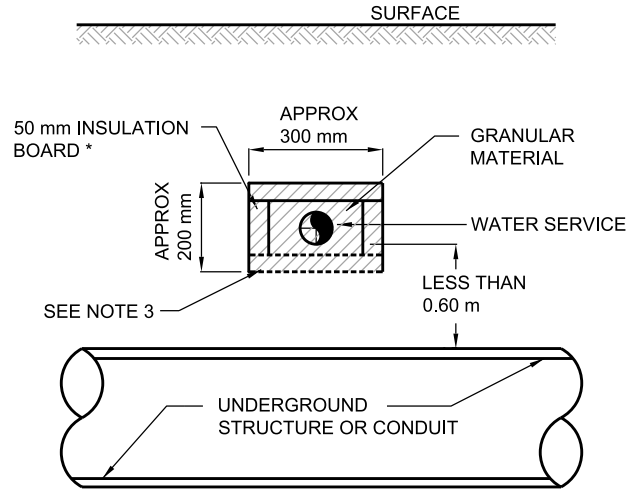


# CASE 'A' ADJACENT TO VENTILATED UNDERGROUND STRUCTURE:

FROST BARRIER:

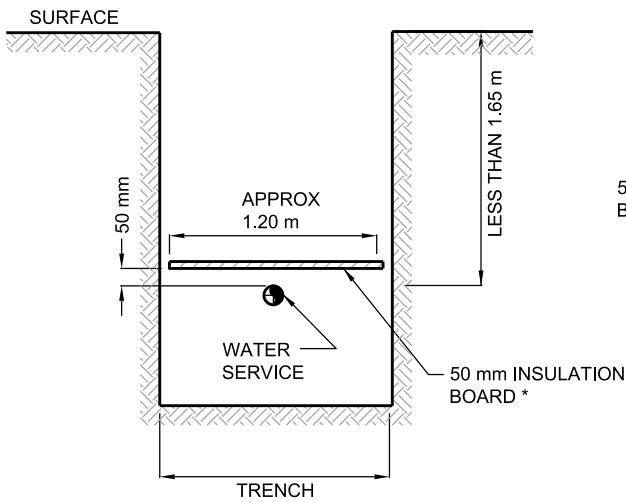


FROST BOX:

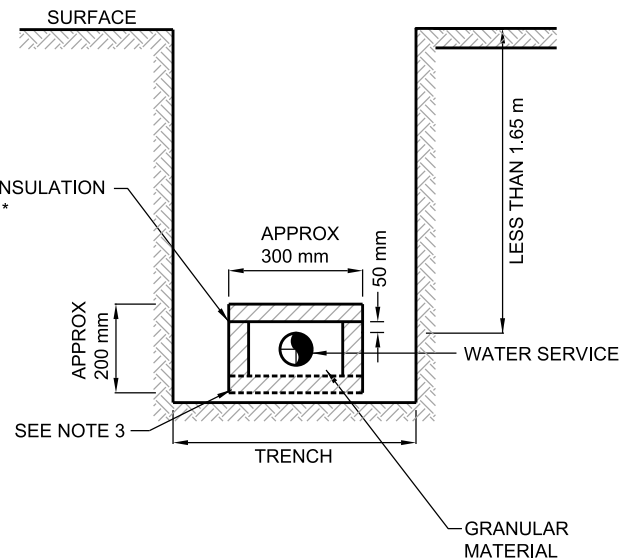


# CASE 'B' INSUFFICIENT GROUND COVER:

FROST BARRIER:



FROST BOX:



NOTES:

1. WHERE THE EXISTING WATER SERVICE IS SUPPORTED ACROSS THE TRENCH, STYROFOAM BOARD IS TO BE INSTALLED BETWEEN THE SERVICE AND SUPPORT.
2. ""\*"" DENOTES 50 mm EXTRUDED POLYSTYRENE INSULATION (STYROFOAM HI 60) OR APPROVED EQUIVALENT.
3. INSULATION SHALL BE REQUIRED IN THE BOTTOM OF THE TRENCH WHEN CROSSING CUKLVERTS.

All dimensions are in millimetres unless otherwise shown.



ENGINEERING AND CONSTRUCTION SERVICES STANDARD DRAWING

REV 1

APR 2013

INSULATION DETAILS  
FOR WATER MAIN AND SERVICE CONNECTIONS

T-708-01-4

NTS

SHEET 1