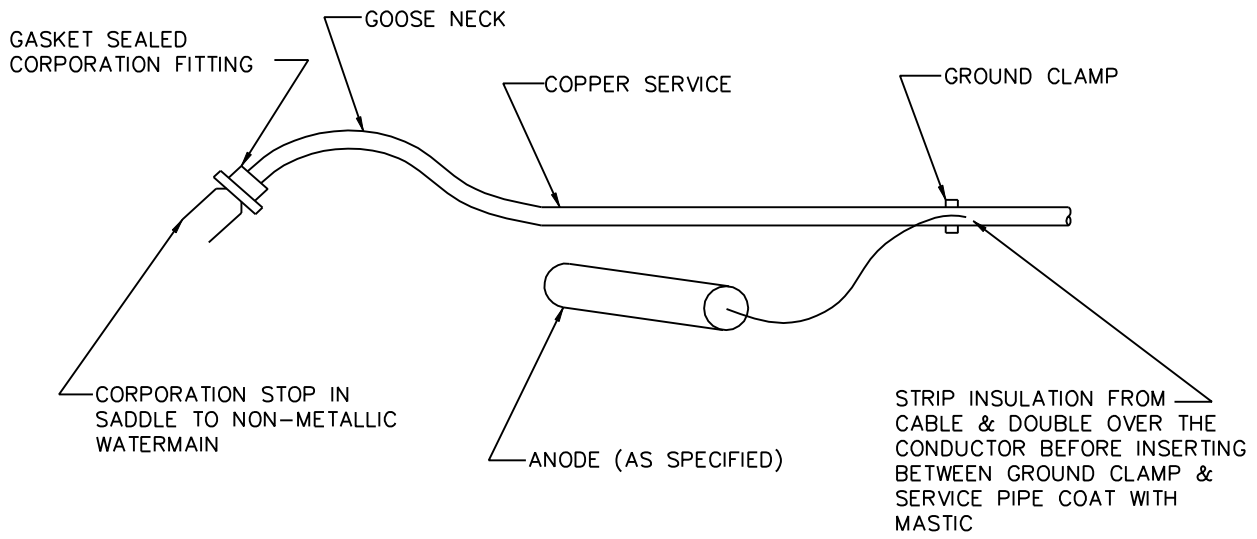
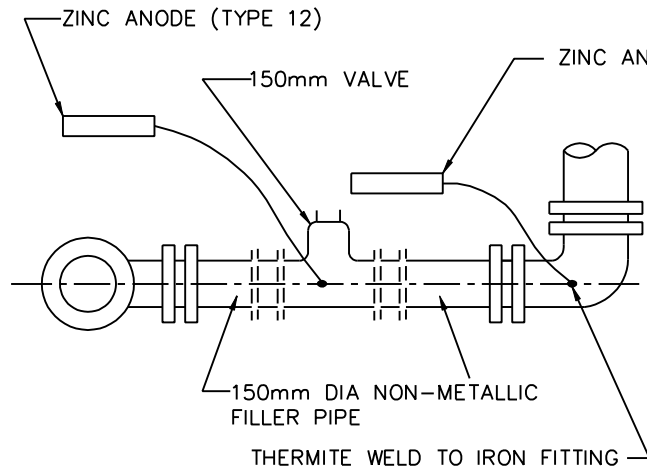


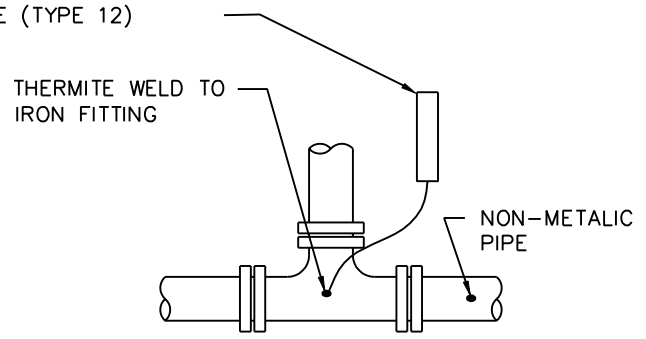
M METRIC
 ALL DIMENSIONS SHOWN HERE ARE IN
 MILLIMETRES UNLESS OTHERWISE NOTED



SERVICE CONNECTIONS



HYDRANT INSTALLATION



IRON TEES, WYES, CROSSES, BENDS, REDUCERS, SLEEVES & VALVES NOT IN CHAMBERS

NOTES:

1. CATHODIC PROTECTION NOT REQUIRED ON FITTINGS CONNECTED TO METALLIC MAIN.
2. ALL EXPOSED THERMITE WELDS MUST BE PROTECTED WITH A THICK COAT OF MASTIC.



TECHNICAL SERVICES
 Engineering Services - Works Facilities & Structures

SCALE:	1:100	CATHODIC PROTECTION FOR VALVES NOT IN CHAMBER IRON FITTINGS, HYDRANT & SERVICE CONNECTION ON NON-METALLIC MAINS	DRAWING NUMBER:
DATE:	JANUARY 2008		T-1106.04
DRAFTING:	N.AGIC		SHEET: 1 of 1