

LATHER, RINSE, DEFEAT GERMS. Game

Using the “Hand Cleaning Game Cards” (on the back), photocopy these pictures, cut out and create cards for the students, including blank ones. For each class, it is suggested that three “germ cards”, two “hand washing cards”, two “hand sanitizer cards” and numerous “blank cards” are used.

Randomly hand one card, face down, to each student. Students are not to look at their cards until directed to do so.

Ask students to shake hands with two other students in the class and remember the people they shook hands with.

Have students return to their places and turn over their cards.

Ask the students with “germ cards” to stand up. Explain that for this game, these students are the ones who have germs and could be sick.

Ask any students who shook hands with the students with the “germ cards” to stand up. Explain that these people could get sick too since they shook hands with someone who had germs.

Next, have the students with the “hand washing cards” followed by those with the “hand sanitizer cards” sit down.

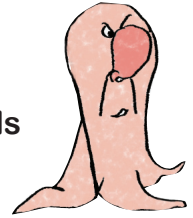
Explain how each of these methods (hand washing and using hand sanitizer) is a good way of preventing the spread of germs from one person to another.

Point out the connection between good hand cleaning practices and the number of children who were not affected by the germs.

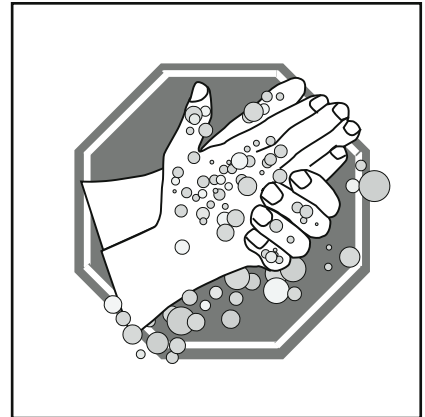
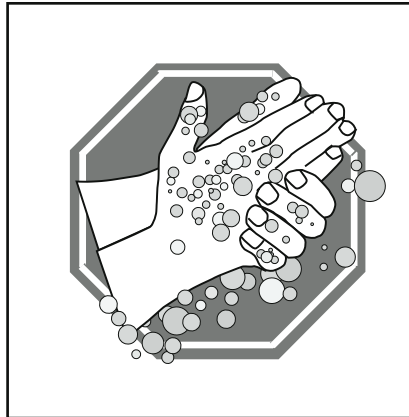
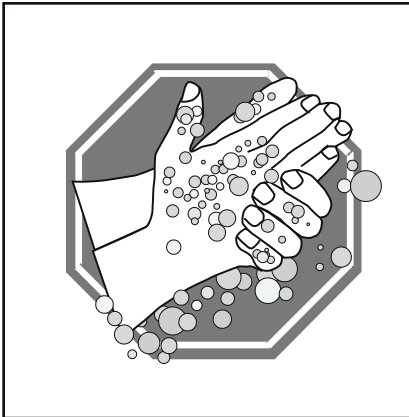
Explain that having a “blank card” means you did not use any of the good hand cleaning practices and you could get sick from the germs.

Adapted and reproduced with the permission of Ottawa Public Health, City of Ottawa


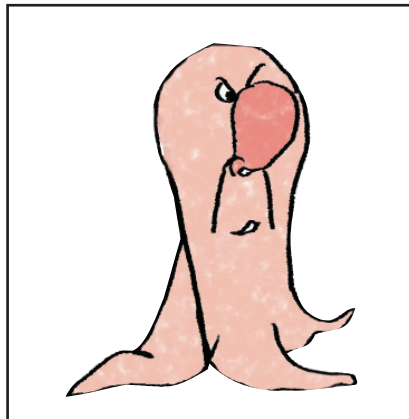

LATHER, RINSE, DEFEAT GERMS. Game Cards



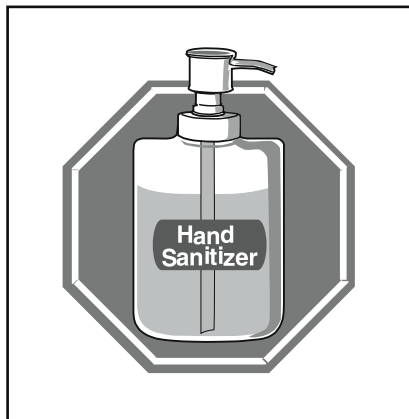
Photocopy the following pictures, cut them out and make them into cards for use in the Hand Cleaning Game:



Hand Washing



Germ



Hand Sanitizer

Adapted and reproduced with the permission of Ottawa Public Health, City of Ottawa