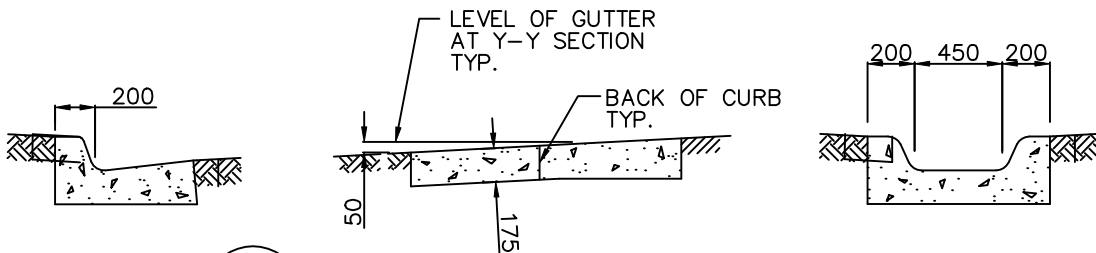
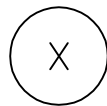


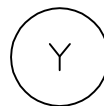
TYPICAL PLAN VIEW



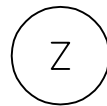
SECTION X



SECTION Y



SECTION Z



BARRIER CURB and GUTTER

NOTES

1. FOR SPILLWAY DETAILS REFER TO OPSD-605.04.

METRIC
ALL DIMENSIONS SHOWN HERE ARE IN MILLIMETRES UNLESS OTHERWISE NOTED

APPROVED BY

Tom Denes
TOM DENES, P. ENG.
EXECUTIVE DIRECTOR TECHNICAL SERVICES

SCALE

N.T.S.

DATE: JUNE, 2001

REVISED:

STANDARD No.

T-604.01-1



90° CONCRETE CURB OUTLET