

Toronto 2017 BUDGET



CAPITAL PROGRAM SUMMARY



Toronto Parking Authority

2017 – 2026 CAPITAL BUDGET AND PLAN OVERVIEW

Toronto Parking Authority has a stewardship over the City's on-street and off-street parking spaces and Bike Share Program. The Toronto Parking Authority manages an estimated 19,300 on-street parking spaces controlled by environmentally friendly pay-and-display technology or single spaced meters. It also maintains approximately 22,000 off-street spaces in 20 partially automated/attended lots, 4 fully automated garages, and 187 unattended lots, as well as the Bike Share system with a fleet of approximately 2,000 bicycles and 200 docking stations. The total estimated replacement value of the Toronto Parking Authority assets is \$676.246 million.

The 10-Year Capital Plan of \$519.094 million balances infrastructure renewal needs and service improvement projects to meet the forecasted increase in demand for off-street parking, while minimizing service interruptions and revenue losses. The Authority's strategic priorities include continued improvements to customer service through innovative solutions, efficient expansion of services via joint partnership with the private sector, and utilization of new technologies to reduce operating costs.

CONTENTS

Overview

1: 10-Year Capital Plan [5](#)

2: Issues for Discussion [20](#)

Appendices:

1. 2016 Performance [23](#)

2. 10-Year Capital Plan Summary [25](#)

3. 2017 Capital Budget; 2018-2026 Capital Plan [27](#)

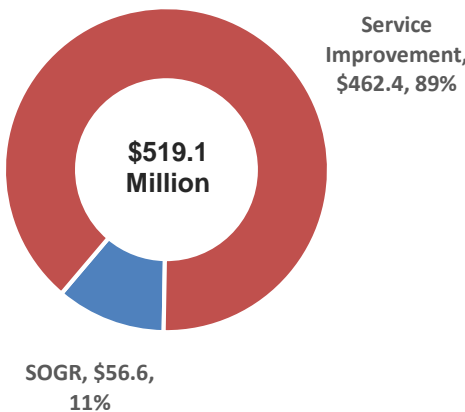
4. 2017 Cash Flow & Future Year Commitments [28](#)

5. 2017 Capital Projects with Financing Detail [29](#)

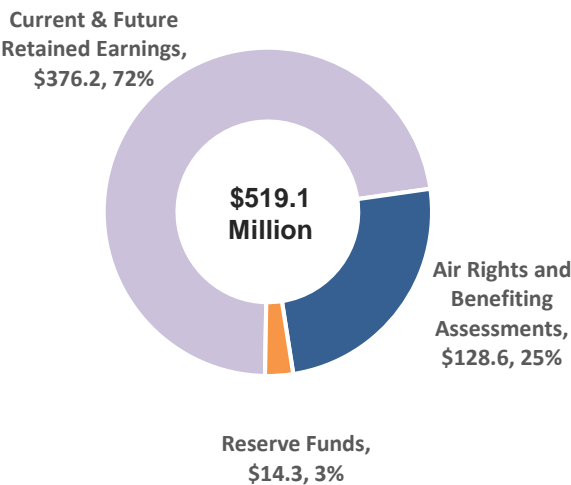
6. 2017 Reserve / Reserve Fund Review [30](#)

Capital Spending and Financing

2017-2026 Capital Budget and Plan
By Expenditures Category



By Funding Source



Where does the money go?

The 2017–2026 Capital Budget and Plan totalling \$519.094 million provides funding for:

- State of Good Repair (SOGR) projects of \$56.645 million to maintain infrastructure within parking facilities in a current state of good repair and prevent any future backlog, and
- Service Improvement projects with total expenditures of \$462.449 million for the expansion or re-development of approximately 60 off-street parking facilities.

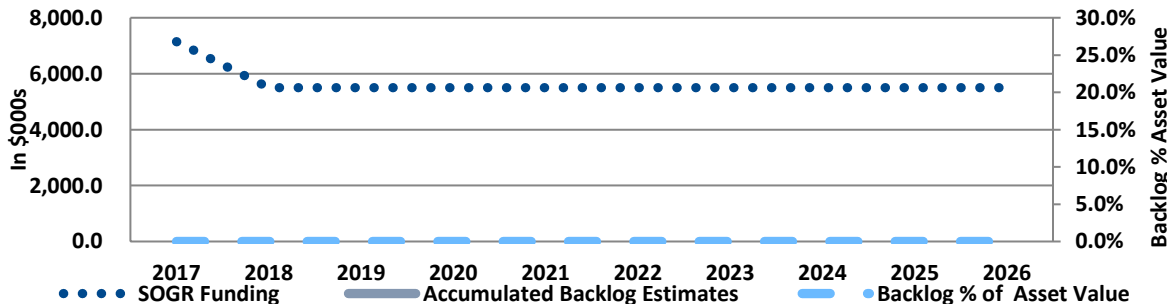
Where does the money come from?

Over the 10 year capital planning horizon, the Authority continues to be 100% self-sustaining with no reliance on City debenture financing.

- Current and future retained earnings represent the largest source of financing, reflecting 72% or \$376.189 million of total funding.
- Proceeds from the sale of air rights arising from an anticipated 14 joint venture redevelopment projects will provide 25% or \$128.605 million of required funding.
- Funding from the TPA specific capital expenditure reserve fund amounts to 3% or \$14.3 million of total funding.

State of Good Repair Backlog

The 10-Year Capital Plan includes cash flow funding of \$55.645 million for State of Good Repair. This funding is sufficient to maintain assets in a current state of good repair and prevent any future backlog.



Our Key Issues & Priority Actions

- **Short-Term Parking Shortfalls** - The main challenge for the Toronto Parking Authority is to satisfy short-term parking needs while land and development costs continuously rise.
 - ✓ In order to leverage land values, Toronto Parking Authority actively pursues joint development opportunities with private sector. The 2017-2026 Capital Budget and Plan includes 14 joint venture projects intended to expand service and intensify land use.
- **Competing Demands for On-Street Curb Space and Off-Street Parking Lots** - Various City initiatives and transportation needs often result in a closure of carparks or loss of available on-street parking spaces.
 - ✓ The 10-Year Capital Plan allocates a total funding of \$79.5 million for replacement of on-street and off-street parking spaces that will be lost due to implementation of the Bike Plan and other City initiatives.
- **Technology Advancements:** Keeping pace with technology advancement in order to increase customer convenience and improve customer service experience, while lowering operating costs.
 - ✓ The 10-Year Capital Plan includes funding to continue implementation of the mobile application and credit card authorization projects (\$5.035 million).

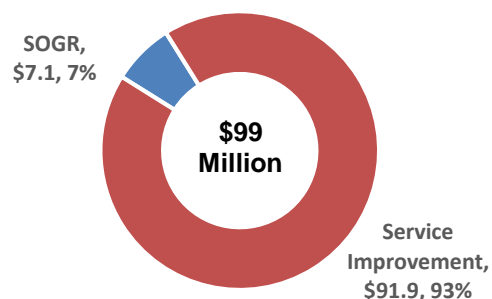


2017 Capital Budget Highlights

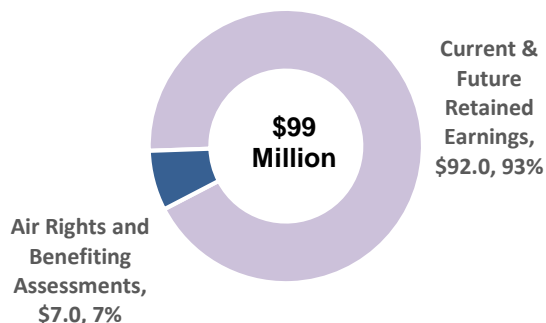
The 2017 Capital Budget for Toronto Parking Authority of \$99.049 million, excluding carry forward funding, will:

- Continue to address ongoing state of good repair projects including structural maintenance and technical upgrades of on-street and off-street parking facilities (\$5.445 million).
- Deliver continued greening of carparks (\$1.700 million).
- Continue implementation of pay-and-display unit upgrades (\$0.485 million), expansion of additional levels for Carpark 1 at 20 Charles Street (\$3.112 million) and redevelopment of Carpark 655 at 935 Eglinton West (\$9.8 million).
- Begin development of several new carparks including Carpark 217 at 1445 Bathurst (\$10.6 million) and Carpark at Arrow/Finch Avenue (\$5.0 million).
- Complete the acquisition of Carpark at 51 Dockside (\$16.4 million).

2017 Capital Budget By Project Category



By Funding Source



Council Approved Budget

City Council approved the following recommendations:

1. City Council approve the 2017 Capital Budget for Toronto Parking Authority with a total project cost of \$99.049 million, and 2017 cash flow of \$128.335 million comprised of the following:
 - a) New Cash Flow Funds for:
 - i. 28 new / change in scope sub-projects with a 2017 total project cost of \$99.049 million that requires cash flow of \$99.049 million in 2017; and
 - b) 2016 approved cash flow for 29 previously approved sub-projects with carry forward funding from 2016 into 2017 totalling \$29.286 million.
2. City Council approve the 2018 - 2026 Capital Plan for Toronto Parking Authority totalling \$420.045 million in project estimates, comprised of \$64.857 million for 2018; \$65.139 million for 2019; \$81.118 million for 2020; \$40.297 million for 2021; \$35.327 million for 2022; \$36.659 million for 2023; \$33.992 million for 2024; \$29.856 million for 2025 and \$32.800 million in 2026.
3. City Council consider the operating savings of \$7.635 million net in 2018; \$2.960 million net in 2019; \$2.967 million net in 2020; \$3.808 million net in 2021; \$0.961 million net in 2022; \$1.460 million net in 2023, \$2.275 million net in 2024; \$1.390 million net in 2025; and \$1.2 million net in 2026 resulting from the approval of the 2017 Recommended Capital Budget for inclusion in the 2017 and future year operating budgets.
4. All sub-projects with third party financing be approved conditionally, subject to the receipt of such financing in 2017 and if such funding is not forthcoming, their priority and funding be reassessed by City Council relative to other City-financed priorities and needs.



Part 1:

10-Year Capital Plan

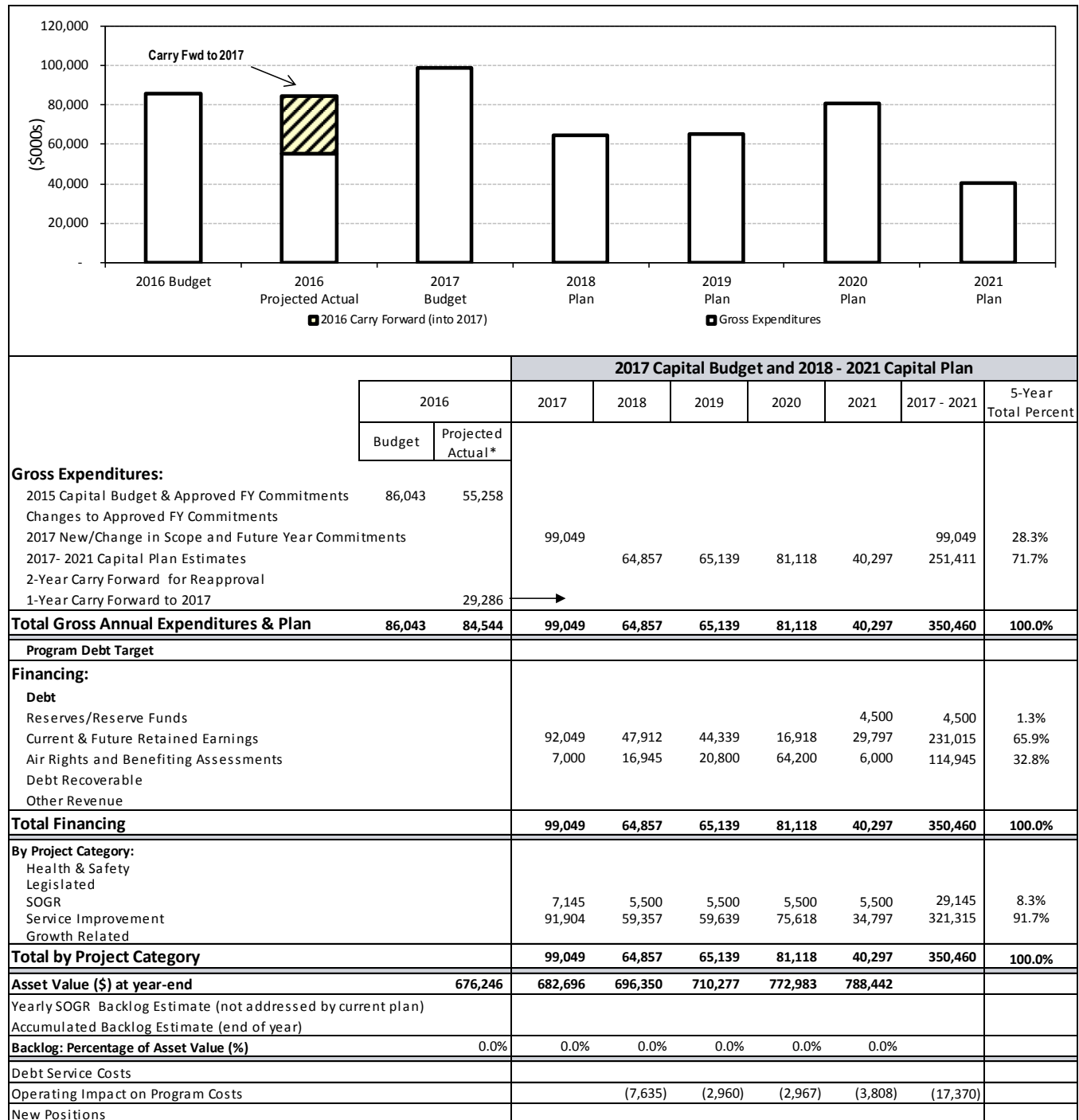
Challenges and Opportunities

- The Toronto Parking Authority's spending capacity over the previous five years has been below budget. Capacity issues, both controllable and uncontrollable, that have limited the Authority's capital budget spending rate include:
 - Delays attributed to a need to complete studies and site assessments for some of the already identified sites.
 - Anticipated time lags implicit in joint venture arrangements.
 - Delays resulting from unavailability of appropriate sites.
 - Delays due to on-going negotiations for identified sites; and,
 - Projects that have been cancelled because of the low probability of finding an appropriate site.
- Satisfying increasing short-term parking needs in an environment of increasing land and development costs.
- Policy initiatives and transportation trends – the competing demand for On-Street curb space \ availability – impacting service levels and revenues (curbside management, complete streets, bike lanes).
- Keeping pace with technology advancements related to customer parking experience (ease of use, payment methodologies).

Objectives and Priority Actions

- Service Objectives:
 - Offer short stay parkers in the City of Toronto a best-in-class parking experience – safe, attractive, convenient, and affordable.
 - Provide a city-wide network of environmentally sensitive on-street and off-street community-centric parking locations.
 - Apply technology to expand community awareness, enhance customer convenience, and optimize efficiency in operations; and
 - Leverage land values through Joint Venture redevelopment with private and public sectors as a means of funding an increase in parking supply.
 - Increase supply of On-Street parking spaces.
 - Use technology to increase customer convenience and lower operating costs.
 - Extend service payment requirement to non-revenue parkers.
 - Expand Bike Share program as integral component of City's transportation strategy.
- Priority Actions:
 - The 10 year Capital plan includes 14 potential Joint Venture arrangements.
 - Increase collaboration amongst City departments to minimize negative impact on parking revenues, where feasible.
 - Continued implementation of the mobile payment application. Phase 2 On-Street parking and Merchant validation.

Table 1a
10-Year Capital Plan
2017 Capital Budget and 2018 - 2021 Capital Plan



* Based on the updated 2016 carry forward funding projections.

Table 1b
10-Year Capital Plan
2022 - 2026 Capital Plan

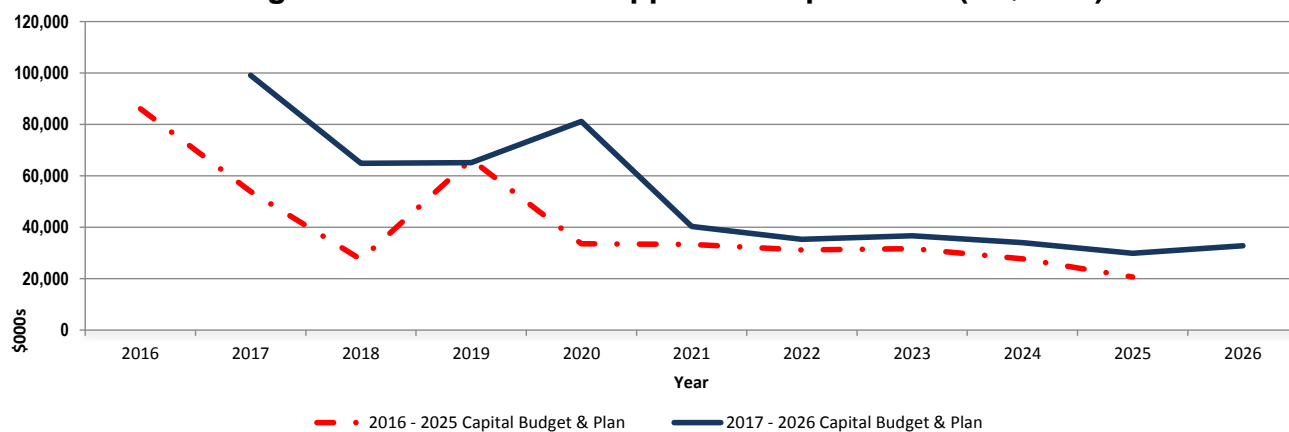
<p align="center">2022 Plan 2023 Plan 2024 Plan 2025 Plan 2026 Plan</p> <p align="center">■ Gross Expenditures</p>							
2022 - 2026 Capital Plan							
	2022	2023	2024	2025	2026	2017 - 2026	10-Year Total Percent
Gross Expenditures:							
2015 Capital Budget & Approved FY Commitments							
Changes to Approved FY Commitments							
2017 New/Change in Scope and Future Year Commitments							99,049
2022 - 2026 Capital Plan Estimates	35,327	36,659	33,992	29,856	32,800	420,045	80.9%
Total Gross Annual Expenditures & Plan	35,327	36,659	33,992	29,856	32,800	519,094	100.0%
Program Debt Target							
Financing:							
Recommended Debt							
Reserves/Reserve Funds							2.8%
Current & Future Retained Earnings	28,467	34,159	27,192	29,856	25,500	376,189	72.5%
Air Rights and Benefiting Assessments	6,860	2,500	4,300			128,605	24.8%
Debt Recoverable							
Other Revenue							
Total Financing	35,327	36,659	33,992	29,856	32,800	519,094	100.0%
By Project Category:							
Health & Safety							
Legislated							
SOG	5,500	5,500	5,500	5,500	5,500	56,645	10.9%
Service Improvement	29,827	31,159	28,492	24,356	27,300	462,449	89.1%
Growth Related							
Total by Project Category	35,327	36,659	33,992	29,856	32,800	519,094	100.0%
Asset Value(\$) at year-end	804,211	820,295	836,701	853,435	870,504		
Yearly SOGR Backlog Estimate (not addressed by current plan)							
Accumulated Backlog Estimate (end of year)							
Backlog: Percentage of Asset Value (%)	0.0%	0.0%	0.0%	0.0%	0.0%		
Debt Service Costs							
Operating Impact on Program Costs	(961)	(1,460)	(2,275)	(1,390)	(1,200)	(24,656)	
New Positions							

Key Changes to the 2016 - 2025 Approved Capital Plan

The 2017 Capital Budget and the 2018 – 2026 Capital Plan reflects an increase of \$107.421 million in capital funding from the 2016 - 2025 Approved Capital Plan.

The table and chart below provide a breakdown of the \$107.421 million or 26.1% increase in the Capital Program on an annual basis from 2016 to 2026.

Chart 1
Changes to the 2016 - 2025 Approved Capital Plan (In \$000s)



(\$000s)	2016	2017	2018	2019	2020	2021	2022	2023	2024	2025	2026	10-Year Total
2016 - 2025 Capital Budget & Plan	86,043	53,885	27,457	66,339	33,568	33,297	31,127	31,659	27,692	20,606		411,673
2017 - 2026 Capital Budget & Plan		99,049	64,857	65,139	81,118	40,297	35,327	36,659	33,992	29,856	32,800	519,094
Change %		83.8%	136.2%	-1.8%	141.7%	21.0%	13.5%	15.8%	22.8%	44.9%		26.1%
Change \$		45,164	37,400	-1,200	47,550	7,000	4,200	5,000	6,300	9,250		107,421

As made evident in the chart above, the \$107.421 million increase in the Capital Program reflects an increase in capital funding over the nine common years of the Capital Plans (2017 – 2025) of \$160.664 million.

As reflected in Table 2 on the following page, changes to the 2016 – 2025 Approved Capital Plan, specifically the \$160.664 million in increased capital funding over the nine common years of the capital Plans (2017 – 2025) arise from the reprioritization of Toronto Parking Authority's capital projects based on the following factors:

- \$108.820 million in added funding for new projects in 2017 and 2018 to address increases in projected demand for off-street parking.
- \$37.3 million in 2017 cash flow deferrals to future years, primarily resulting from the unavailability of appropriate sites for previously planned off-street parking facilities and delays in on-going negotiations for identified sites and complex issues surrounding joint venture agreements with third parties.

A summary of project changes for the years 2016 to 2024 totalling \$160.664 million are provided in Table 2 below:

Table 2
Summary of Project Changes (In \$000s)

\$000s	2016	2017	2018	2019	2020	2021	2022	2023	2024	2025	2026	2017 - 2025 Total
2016 - 2025 Capital Budget & Plan	86,043	53,885	27,457	66,339	33,568	33,297	31,127	31,659	27,692	20,606		325,630
2017 - 2026 Capital Budget & Plan		99,049	64,857	65,139	81,118	40,297	35,327	36,659	33,992	29,856	32,800	486,294
Capital Budget & Plan Changes (2015 - 2023)		45,164	37,400	(1,200)	47,550	7,000	4,200	5,000	6,300	9,250		160,664

	Total Project Cost	2017	2018	2019	2020	2021	2022	2023	2024	2025	2017 - 2025	2026	Revised Total Project Cost
Previously Approved													
Projects Deferred from 2016													
CP 505 Cliveden Expansion	500		500								500		2,500
Subtotal	500	-	500	-					-		500		2,500
Cancelled Projects/Funding no Longer Required													
Gerrard St East (Broadview/Coxwell)	2,000									(2,000)	(2,000)		
Weston Cultural Hub S2 (JV)	1,000		(1,000)								(1,000)		
Greektown (Danforth East)	500		(500)								(500)		
Yonge/ York Mills	14,500				(14,500)						(14,500)		
Nesbitt Lodge CP 17	2,100		(2,100)								(2,100)		
Carpark at 8 Abitibi	500				(500)						(500)		
Subtotal	20,600	-	(3,600)	-	(15,000)	-	-	-	-	(2,000)	(20,600)	-	-
Change in Scope													
St. Clair/ Oakwood	1,713	300									300		2,013
Avenue, North of Lawrence (Caribou)	332	418									418		750
242 Danforth, E. of Broadview (CP 78 Expansion)	449	300									300		749
Painting Stage 2 CP 36	305	95									95		400
2300 Lakeshore CP 533	698	101									101		799
1220-1222 Wilson Ave	950	1,200									1,200		2,150
437 Rogers	22	200									200		222
Subtotal	4,468	2,614	-	-	-	-	-	-	-	-	2,614	-	7,082
Increase in Projects Costs													
Kingston Road - West of Victoria Park (YMCA)	3,400	(3,400)					3,500				100		3,500
Ryerson/ Metropolitan	12,500				(12,500)	15,000		10,000			12,500		25,000
Davisville/ Yonge	3,000	300	3,000				(3,000)				300		3,300
Redevelopment of CP 5 (JV)	3,200	100					-				100		3,300
Subtotal	22,100	(3,000)	3,000	-	(12,500)	15,000	500	10,000	-	-	13,000	-	35,100
Decrease in Projects Costs													
Leslieville (Queen, E. of Carlaw/ Coxwell)	2,900					(2,900)					(2,900)	4,000	4,000
826, 833, 835 St. Clair West	2,000	(2,000)					-				(2,000)	3,500	3,500
Subtotal	4,900	(2,000)	-	-	-	(2,900)	-	-	-	-	(4,900)	7,500	7,500
Timing Changes													
Previously Approved Projects	29,750	(31,900)	8,100	(32,200)	61,100	(17,550)	(2,600)	(9,500)	2,500	4,250	(17,800)	23,300	35,250
Total Previously Approved	82,318	(34,286)	8,000	(32,200)	33,600	(5,450)	(2,100)	500	2,500	2,250	(27,186)	30,800	87,432
New													
Arrow/Finch		5,000									5,000		5,000
Maintenance Facility		5,000									5,000		5,000
Distillery/West Donlands		20,000									20,000		20,000
Carpark Provisions 2017		10,000	10,000	10,000							30,000		30,000
PACE Portfolios		21,000									21,000		21,000
Parking Guidance System Installation		500									500		500
51 Dockside		16,400									16,400		16,400
Bathurst / Queens Quay										5,000	5,000		5,000
592 and 598 Gerard East					500						500		500
11 Brock					1,000						1,000		1,000
St. Patrick CP 221				4,400							4,400		4,400
Replacement for Bike Lines			9,400	9,400	6,450	6,450	3,800	2,000	2,000	2,000	41,500	2,000	43,500
CP Provision due to City Initiatives			10,000	7,200	6,000	6,000	2,500	2,500	1,800		36,000		36,000
New SOGR		1,550									1,550		1,550
Total New	-	79,450	29,400	31,000	13,950	12,450	6,300	4,500	3,800	7,000	187,850	2,000	189,850
Total Changes	82,318	45,164	37,400	(1,200)	47,550	7,000	4,200	5,000	6,300	9,250	160,664	32,800	277,282

Significant Capital Project Changes in Toronto Parking Authority:

Cash flow funding for the following previously approved capital projects have been adjusted based on historical spending rates, capacity and expected progress and completion of the projects, as outlined below:

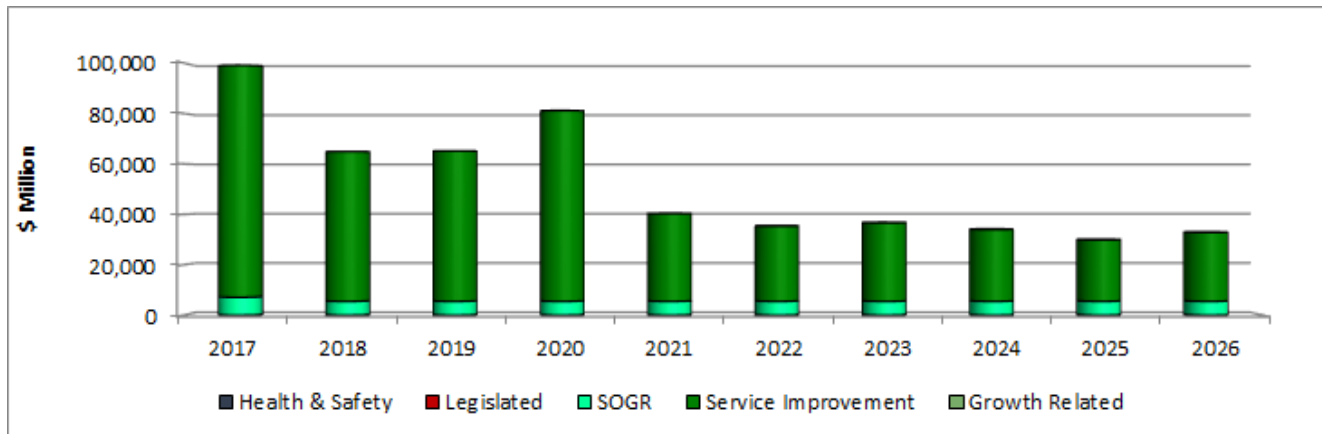
- *Projects deferred from 2016 (\$0.5 million)* – The expansion of Carpark 505 (Royal York Road) was deferred to 2018 primarily based on the availability of the appropriate site.
- *Cancelled projects and/or projects for which funding is no longer required (\$20.6 million)* - 6 projects were cancelled due to difficulties in identifying/negotiating viable site options and/or completing projects ahead of schedule.
- *Change in scope (\$2.614 million)* – 7 previously approved projects require additional funding due to the higher costs of site acquisition/project implementation.
- *Increase in project costs (\$13.0 million):*
 - Additional funding of \$12.5 million for the Ryerson/Metropolitan Carpark project due to higher expansion/redevelopment costs than originally anticipated.
 - Previously approved projects such as Davisville/Yonge Carpark and redevelopment of Carpark 5 (15 Wellesley East) were accelerated to 2017 at increased costs totalling \$0.400 million, while the Kingston Road (YMCA) was deferred from 2017 to 2022 at higher costs.
- *Decrease in project costs (\$4.9 million)* - 2 projects were deferred to 2026 at lower costs:
- *Timing Changes:* Some of the projects approved in the 2016-2025 Capital Plan were postponed to future years, including 2026, with *no change in estimated project costs*, due to updated parking need assessments or difficulties in identifying suitable sites. Examples include:
 - Carpark 41, Corso Italia (\$10.9 million) deferred from 2021 to 2022.
 - St. Lawrence Market North Carpark (\$14.5 million) deferred from 2018 to 2019.
 - Bay/Lakeshore (Downtown Fringe – South) Carpark (\$10.0 million) deferred from 2022 to 2023.
 - Carpark CP 15 (Yorkville Avenue) redevelopment (\$39.2 million) deferred from 2019 to 2020.
 - Funding totalling \$37.3 million for several projects anticipated to be implemented in 2017 has been deferred to future years.

New projects totalling \$187.850 million have been added to the 2016-2025 Capital Budget and Plan:

- To address forecasted increases in projected demand for off-street parking, *\$187.730 million* in additional funding was included in the 10-Year Capital Plan .
- Specific sites requiring structural and technical maintenance such as signage, painting and lighting upgrades, new substations, entrance signage upgrades, drainage and concrete repairs etc., were identified and added to the 2017-2026 Capital Plan resulting in an overall increase of \$1.550 million compared to the allowance of \$5.500 million included in the 2016-2025 Capital Plan.

2017 – 2026 Capital Plan

Chart 2
2017 – 2026 Capital Plan by Project Category (In \$000s)



As illustrated in the chart above, the 10-Year Capital Plan for Toronto Parking Authority of \$519.094 million provides 89.1% funding for Service Improvement projects as priorities and 10.9% for State of Good Repair (SOGR) projects over the 10-year period.

- Service Improvement projects account for \$462.449 million and involve expansion and redevelopment of existing parking facilities and infrastructure. Funding for these projects varies from year to year based on redevelopment opportunities.
 - Capital expenditures are primarily driven by the acquisition of properties as they become or are anticipated to become available for the development of new off-street parking facilities. This is reflected in 10-Year Capital Plan as the largest initiatives are planned for the first five years.
- \$56.645 million has been dedicated to State of Good Repair projects for annual maintenance of off-street and on-street parking facilities related infrastructure.

The following table provides details by project category within the 2017 – 2026 Capital Budget and Plan for Toronto Parking Authority:

Table 3
2017 - 2026 Capital Plan by Project Category (In \$000s)

	Total App'd Cash Flows to Date*	2017 Budget	2018 Plan	2019 Plan	2020 Plan	2021 Plan	2022 Plan	2023 Plan	2024 Plan	2025 Plan	2026 Plan	Total Project Cost	Rec'd Total Project Cost
Total Expenditures by Category													
State of Good Repair													
Structural Maintenance & Technology Green Plus		7,145	5,500	5,500	5,500	5,500	5,500	5,500	5,500	5,500	5,500	56,645	56,645
Sub-Total		7,145	5,500	5,500	5,500	5,500	5,500	5,500	5,500	5,500	5,500	56,645	56,645
Service Improvements													
2300 Lakeshore - CP 533		101										101	101
437 Rogers Road		200										200	200
242 Danforth, E. of Broadview (CP 78)		300										300	300
Avenue, North of Lawrence (186 Caribou CP 421)		418										418	418
1220-1222 Wilson Ave (CP 422)		1,200										1,200	1,200
Pay & Display Upgrade Online Credit Card Authorization		485	512	539	568	597	627	659	692	356		5,035	5,035
King/ E. of Spadina - Revitalization SE Corner								6,000				6,000	6,000
Spadina/ Bloor (Redevelopment of CP 31)									4,000			4,000	4,000
Redevelopment of CP 5 (15 Wellesley)		100		3,200								3,300	3,300
St. Clair/ Oakwood (287 Rushton)		300										300	300
Arrow/Finch		5,000										5,000	5,000
Maintenance Facility		5,000										5,000	5,000
775 King Street (CP 272)												-	-
Redevelopment of CP 217 1445 Bathurst		10,600										10,600	10,600
Distillery/ West Donlands		20,000										20,000	20,000
Carpark Provisions 2017		10,000	10,000	10,000								30,000	30,000
Davisville/ Yonge (CP 280 open cut Glebe/ Imperial)		300	3,000									3,300	3,300
PACE Portfolios		21,000										21,000	21,000
Parking Guidance System Installation		500										500	500
Oakwood, W. of Eglinton (Redevelopment of CP 664)			445									445	445
CP 168 Expansion			500									500	500
CP 505 Cliveden Expansion			500									500	500
North York Centre - South (Sheppard to Finch)			4,000									4,000	4,000
Bessarion Community Centre			4,000									4,000	4,000
11 Wellesley			6,500									6,500	6,500
Queen/ Soho			10,500									10,500	10,500
Queen St West (Spadina to Bellwoods)						2,250						2,250	2,250
50 Wellesley				2,400								2,400	2,400
Redevelopment of CP 224 (34 Hannah)				8,000								8,000	8,000
St. Lawrence Market North				14,500								14,500	14,500
CP 15 Redevelopment (JV)					39,200							39,200	39,200
Redevelopment of CP 412					4,000							4,000	4,000
1117 Dundas W /Dovercourt CP 204 (1113 Dundas W)					8,600							8,600	8,600
Redevelopment of Carpark 12 - JV (30 Alvin)					9,300							9,300	9,300
Harbourfront						4,500						4,500	4,500
Metropolitan/ Church (56 Queen East, 51 Bond)						15,000		10,000				25,000	25,000
Harbord - Spadina to Major							2,000					2,000	2,000
Queen East - Kippendavie to Lee							3,000					3,000	3,000
Little Italy							3,500					3,500	3,500
907 Kingston Road - West of Victoria Park (YMCA)							3,500					3,500	3,500
St. Clair W - CP 41 (7 Norton) Corso Italia							10,900					10,900	10,900
Bay/ Lakeshore (Downtown Fringe - South)								10,000				10,000	10,000
Redevelopment of CP 411, Roe Ave.									2,500			2,500	2,500
Expanded Facilities - Bloor St W (Glendonwyne to Durie)									2,500			2,500	2,500
Avenue Rd & Davenport									2,500			2,500	2,500
King/Spadina Re-investment Area (W. of Spadina, Portland to Bathurst)									12,500			12,500	12,500
Bathurst/ Queens Quay										5,000		5,000	5,000
Yonge, S. of Eglinton										7,000		7,000	7,000
Financial District East of University										10,000		10,000	10,000
College/Dovercourt											2,000	2,000	2,000
Roncesvalles											2,000	2,000	2,000
Cabbagetown											2,400	2,400	2,400
Bloor/ Dundas											2,900	2,900	2,900
St. Clair W BIA (Dufferin to Christie)											3,500	3,500	3,500
Leslieville (Queen E. of Carlaw/ Coxwell)											4,000	4,000	4,000
Bloor/ Bathurst											8,500	8,500	8,500
592 and 598 Gerrard East					500							500	500
11 Brock					1,000							1,000	1,000
St. Patrick CP 221				4,400								4,400	4,400
Replacement Plan for Bikelanes			9,400	9,400	6,450	6,450	3,800	2,000	2,000	2,000	2,000	43,500	43,500
CP Provisions due to City Initiatives			10,000	7,200	6,000	6,000	2,500	2,500	1,800			36,000	36,000
51 Dockside		16,400										16,400	16,400
Sub-Total	-	91,904	59,357	59,639	75,618	34,797	29,827	31,159	28,492	24,356	27,300	462,449	462,449
Total Expenditures by Category (excluding carry forward)	-	99,049	64,857	65,139	81,118	40,297	35,327	36,659	33,992	29,856	32,800	519,094	519,094

2017 – 2026 Capital Projects

The 10-Year Capital Plan supports Toronto Parking Authority's objectives of providing safe, attractive, self-sustaining, conveniently located and competitively priced off-street and on-street public parking.

State of Good Repair (SOGR)

- SOGR projects account for \$56.645 million or 10.9% of the total 10-Year Capital Plan to fund a comprehensive state of good repair program for the maintenance of infrastructure within parking facilities. State of Good Repair projects are driven by renewal needs and are designed to extend the useful life of assets and to ensure service reliability.
- Toronto Parking Authority's SOGR program also includes various greening initiatives ("Greening Plus") to improve energy and lighting efficiency and increase landscaping at existing off-street parking facilities throughout the City. This program is intended to improve the retainment of rainwater and reduce surface run-off.

Service Improvements

- Service Improvement projects account for \$462.449 million or 89.1% of the total 10-Year Capital Plan. These projects are for the expansion and/ or redevelopment of off street parking facilities. The parking facilities will ensure that businesses in areas served throughout the City continue to grow and their neighborhoods remain vibrant.
- Service Improvement projects planned within the 2017-2026 timeframe include 44 projects for new carparks facilities totalling \$341.169 million and 16 projects for redevelopment of off-site parking lots in the amount of \$109.745 million.
- The 10-Year Capital Plan also allocates funding for a potential acquisition of three parking facilities at Downtown North/Midtown locations (\$21.0 million) as well as a provision for unplanned/accelerated acquisitions (\$10.0 million).
- In anticipation of the implementation of various City initiatives, including the Bike Plan, a total funding of \$79.5 million is included to provide additional off-street and on-street parking over the next 10 years.

2017 Capital Budget and Future Year Commitments

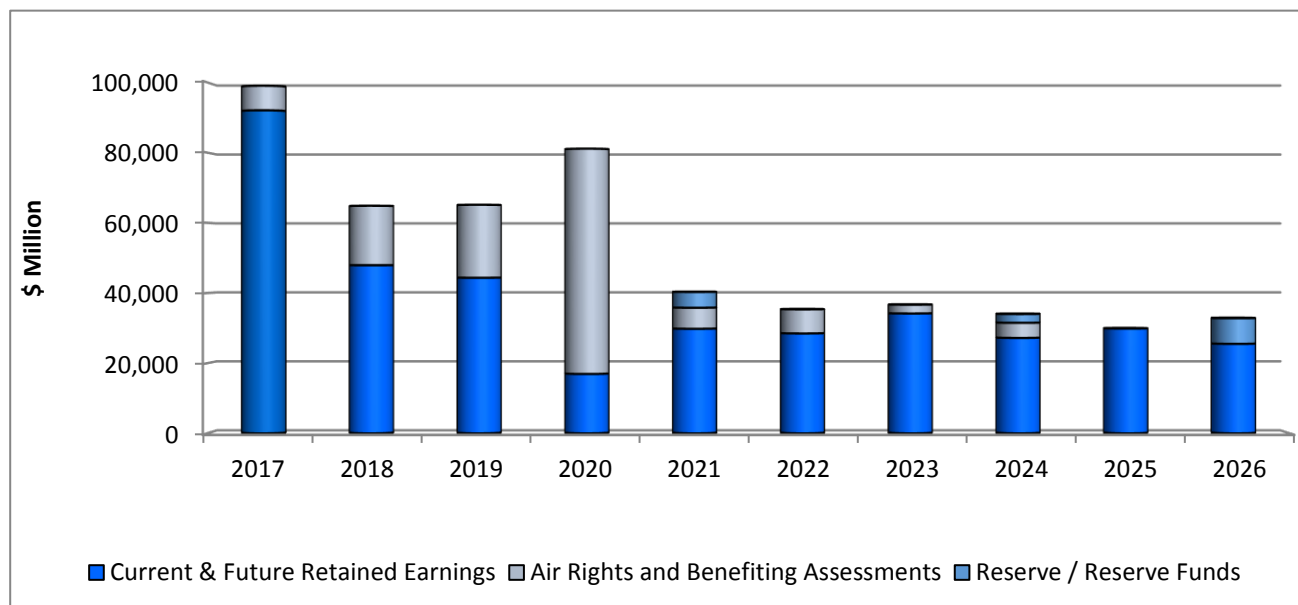
Included as a sub-set of the 10-Year Capital Plan is the 2017 Capital Budget and Future Year Commitments, that consists of 2017 and future year cash flow for projects previously approved by Council; adjustments (Scope Change) to those previously approved projects; as well as new projects that collectively require Council approval to begin, continue or complete capital work.

- Approval of the 2017 Capital Budget of \$128.335 million will not result in any future year funding commitments.
- Table 3a below lists the 2017 Capital Budget for Toronto Parking Authority that will be approved through the 2017 Capital Budget:

Table 3a
2017 Cash Flow & Future Year Commitments (In \$000s)

	2017	2018	2019	2020	2021	2022	2023	2024	2025	2026	Total 2017 Cash Flow & FY Commits
Expenditures:											
Previously Approved											
Painting Stage 2 CP 36	305										305
Lighting Upgrade CP 11	850										850
Painting Upgrade CP 26	300										300
CP 58 Resurfacing	250										250
Painting Upgrade CP 11	250										250
Signage Upgrade - Illuminated CP 43	200										200
Illuminated Signage Upgrade CP 52	150										150
2 Pay Booths CP 58	150										150
Signage Upgrade CP 11	100										100
Signage Upgrade CP 29	100										100
Entrance - Signage CP 52	100										100
Signage - Illuminated CP 404	100										100
CP1 Retail Upgrades	612										612
Upgrades to Retail and other components	1,000										1,000
Signage Upgrade CP 26	100										100
2300 Lakeshore - CP 533	698										698
242 Danforth, E. of Broadview (CP 78)	445										445
Avenue, North of Lawrence (186 Caribou CP 421)	326										326
Oakwood, East of Eglinton	700										700
Chinahouse (CP 655)	9,800										9,800
CP 1 Addition of 2 Levels	2,500										2,500
2204,2212 Eglinton W. (CP 673)	783										783
1220-1222 Wilson Ave (CP 422)	975										975
Pay & Display Equipment	850										850
P&D 3D Modem Emulation Board	1,542										1,542
Rosedale/Woodlawn garage	100										100
775 King Street (CP 272)	6,000										6,000
Subtotal	29,286										29,286
Change in Scope											
Painting Stage 2 CP 36	95										95
St. Clair/Oakwood	300										300
Avenue, North of Lawrence (186 Caribou CP 421)	418										418
242 Danforth, E. of Broadview (CP 78)	300										300
2300 Lakeshore - CP 533	101										101
1220-1222 Wilson Ave (CP 422)	1,200										1,200
437 Rogers Road	200										200
Subtotal	2,614										2,614
New w/Future Year											
Sub-Station Replacement CP 26	150										150
Sprinkler/Fire Alarm and Standpipe CP 111	200										200
Painting CP 52	200										200
Ventilation Modifications CP 34	250										250
Sub-Station Replacement CP 43 (C1)	250										250
Sprinkler/Fire Alarm and Standpipe CP 42	400										400
Painting CP 43	500										500
Entrance Signage Architectural CP 52	1,400										1,400
Greening Plus 2017 various CP's	1,700										1,700
Exhaust Fan, Drain and Concrete CP 36	2,000										2,000
Pay & Display Upgrade Online Credit Card Authorization	485										485
Redevelopment of CP 5 (15 Wellesley)	100										100
Arrow/Finch	5,000										5,000
Maintenance Facility	5,000										5,000
Redevelopment of CP 217 1445 Bathurst	10,600										10,600
Distillery/ West Donlands	20,000										20,000
Carpark Provisions 2017	10,000										10,000
Davisville/ Yonge (CP 280 open cut Glebe/ Imperial)	300										300
PACE Portfolios	21,000										21,000
Parking Guidance System Installation	500										500
51 Dockside	16,400										16,400
Subtotal	96,435										96,435
Total Expenditure	128,335										128,335
Financing:											
Current & Future Retained Earnings	118,485										118,485
Air Rights and Benefiting Assessments	9,850										9,850
Total Financing	128,335										128,335

Chart 3
2017 – 2026 Capital Plan by Funding Source (In \$000s)

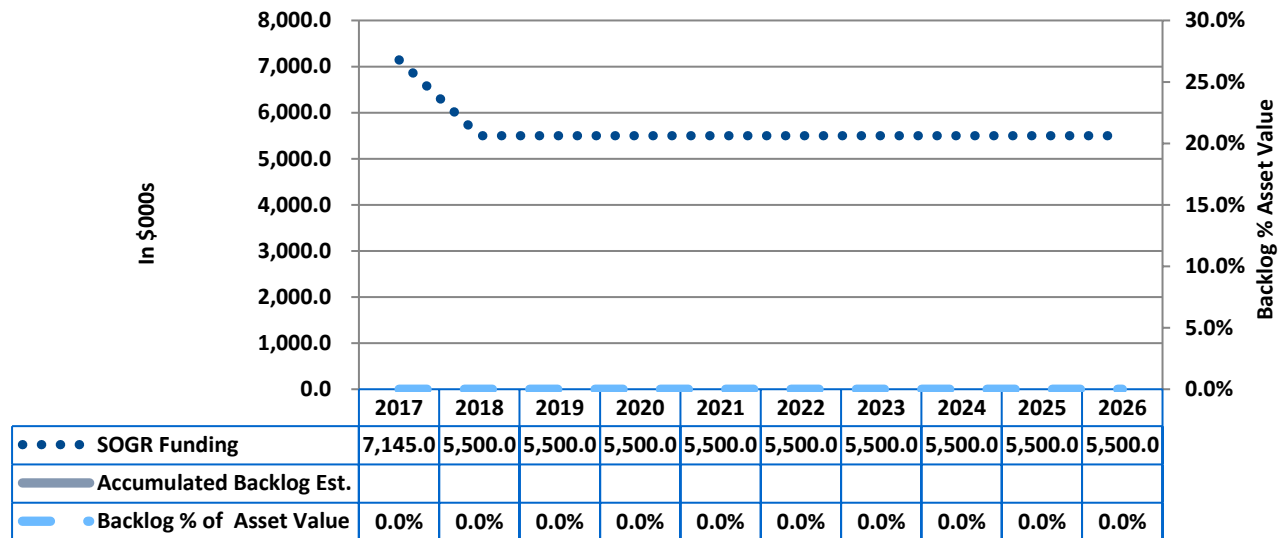


The 10-Year Capital Plan of \$519.094 million cash flow funding will be financed by the following sources:

- Funding from current and future retained earnings accounts for \$376.189 million or 72.5% of the financing over the 10-year period.
 - This is the most significant funding source. It varies by year based on available use of other sources of funds.
- Proceeds from the sale of air rights constitute \$128.605 million or 24.8% of the 10-Year Capital Plan's projected funding.
 - This funding source is significant in the first half of the capital program as the majority of the joint venture redevelopment projects, most notably the redevelopment of Carpark 15 (Yorkville – Cumberland Garage) at a cost of \$39.200 million, Carpark 655 (Chinahouse) at \$9.300 million, and Carpark 224 (34 Hannah) at \$8.0 million, will take place during the first 5 years of the 10-Year Capital Plan.
- Reserve and Reserve Funds amounts to \$14.3 million or 2.7% of required funding over 10 years.
 - This funding source consist of future rental income from existing Toronto Parking Authority locations as well as new rental income that will be generated from new locations to be delivered as part of the 10-Year Capital Plan.

State of Good Repair (SOGR) Backlog

Chart 4
SOGR Funding & Backlog (In \$000s)



The 10-Year Capital Plan dedicates \$56.645 million to SOGR spending over the 10-year period. The Toronto Parking Authority does not have any state of good repair backlog.

- The Toronto Parking Authority has implemented a comprehensive state of good repair program for the maintenance of off-street and on-street parking facilities and related infrastructure. An amount of \$7.145 million in 2017 and \$5.500 million annually thereafter is allocated over the 10-year planning horizon to maintain assets in a current state of good repair and prevent any future backlog.

10-Year Capital Plan: Net Operating Budget Impact

Table 5
Net Operating Impact Summary (In \$000s)

Projects	2017 Budget		2018 Plan		2019 Plan		2020 Plan		2021 Plan		2017 - 2021		2017 - 2026	
	\$000s	Positions	\$000s	Positions	\$000s	Positions	\$000s	Positions	\$000s	Positions	\$000s	Positions	\$000s	Positions
New Projects - 2017														
592 and 598 Gerrard East									25.0		25.0		25.0	
11 Brock									50.0		50.0		50.0	
437 Rogers Road			45.0								45.0		45.0	
Avenue, North of Lawrence (186 Caribou CP 421)			95.9								95.9		95.9	
St. Clair/ Oakwood (287 Rushton)			100.7								100.7		100.7	
2300 Lakeshore - CP 533			135.0								135.0		135.0	
242 Danforth, E. of Broadview (CP 277)			177.8								177.8		177.8	
Maintenance Facility			250.0								250.0		250.0	
1220-1222 Wilson Ave (CP 422)			252.5								252.5		252.5	
Redevelopment of CP 217 1445 Bathurst CP \$2,600, retail \$8m			130.0								130.0		130.0	
Arrow/Finch - approved council			950.0								950.0		950.0	
Distillery/ West Donlands			1,000.0								1,000.0		1,000.0	
PACE Portfolios			1,050.0								1,050.0		1,050.0	
Carpark Provisions 2017			500.0		500.0		500.0				1,500.0		1,500.0	
New Projects - Future Years														
CP 168 Expansion					25.0						25.0		25.0	
CP 505 Cliveden Expansion					25.0						25.0		25.0	
Davisville/ Yonge (CP 280 open cut Glebe/ Imperial)					175.0						175.0		175.0	
North York Centre - South (Sheppard to Finch)					200.0						200.0		200.0	
Bessarion Community Centre					200.0						200.0		200.0	
11 Wellesley					325.0						325.0		325.0	
Queen/ Soho					540.0						540.0		540.0	
50 Wellesley							120.0				120.0		120.0	
Redevelopment of CP 5 (15 Wellesley)							171.9				171.9		171.9	
St. Patrick							220.0				220.0		220.0	
Redevelopment of CP 224 (34 Hannah)							400.0				400.0		400.0	
St. Lawrence Market North							725.0				725.0		725.0	
Redevelopment of CP 412									200.0		200.0		200.0	
Redevelopment of Carpark 12 - JV (30 Alvin)									465.0		465.0		465.0	
1117 Dundas W /Dovercourt														
CP 204 (1113 Dundas W) CP \$2,600; retail \$6,000									185.4		185.4		185.4	
CP 15 Redevelopment (JV)									1,960.0		1,960.0		1,960.0	
Queen St West (Spadina to Bellwoods)													112.5	
Harbourfront													225.0	
Harbord - Spadina to Major													100.0	
Queen East - Kippendavie to Lee													150.0	
Little Italy													175.0	
907 Kingston Road - West of Victoria Park (YMCA)													175.0	
St. Clair W - CP 41 (7 Norton)														
Corso Italia CP \$4,200; retail \$6,700													210.0	
King/ E. of Spadina - Revitalization SE Corner													300.0	
Bay/ Lakeshore (Downtown Fringe - South)													500.0	
Metropolitan/ Church (56 Queen East, 51 Bond)													1,250.0	

Table 5
Net Operating Impact Summary (In \$000s) - Continued

Projects	2017 Budget		2018 Plan		2019 Plan		2020 Plan		2021 Plan		2017 - 2021		2017 - 2026	
	\$000s	Positions	\$000s	Positions	\$000s	Positions	\$000s	Positions	\$000s	Positions	\$000s	Positions	\$000s	Positions
Redevelopment of CP 411, Roe Ave.													125.0	
Expanded Facilities - Bloor St W (Glendonwyne to Durie)													125.0	
Avenue Rd & Davenport													125.0	
Spadina/ Bloor (Redevelopment of CP 31)													200.0	
King/Spadina Re-investment Area (W. of Spadina, Portland to Bathurst)													625.0	
Bathurst/ Queens Quay													250.0	
Yonge, S. of Eglinton													350.0	
Financial District East of University													500.0	
51 Dockside			876.0								876.0		876.0	
Replacement Plan for Bikelanes					470.0		470.0		322.5		1,262.5		2,075.5	
CP Provisions due to City Initiatives					500.0		360.0		300.0		1,160.0		1,800.5	
Oakwood, E. of Eglinton (#2) CP 672 2696 Eglinton			35.0								35.0		35.0	
2204, 2212 Eglinton W., 601 Caledonia (CP 673)			162.0								162.0		162.0	
775 King Street (CP 272)			300								300.0		635.0	
CP 1 - Addition of 2 Levels			680								680.0		680.0	
Chinahouse (CP 655) 935 Eglinton			495								495.0		495.0	
Retail Mall Revenue			400.0						300.0		700.0		700.0	
Total (Net)	-	-	7,634.8	-	2,960.0	-	2,966.9	-	3,807.9	-	17,369.6	-	24,655.6	-

The 10-Year Capital Plan will decrease future year Operating Budgets by a total of \$24.656 million net over the 2016 – 2025 period, as shown in the table above.

- Incremental operating revenue from user fees is generated in the year following completion of parking facilities, assuming that construction was completed by December 31st of the respective budget year. In assessing the financial viability of new carparks and surface lots, an annual 5% net rate of return has been used, based on past net profit history.
- The Authority has not identified any new positions arising from new off-street parking facilities. New parking facilities and/or related infrastructure will not have parking attendants and will be primarily served by pay-and-display machines. Automation allows the carparks to operate on a 24 hour basis. Maintenance of new facilities will be provided by existing Toronto Parking Authority staff.

These future operating impacts will be reviewed each year as part of the annual Operating Budget process.



Part 2:

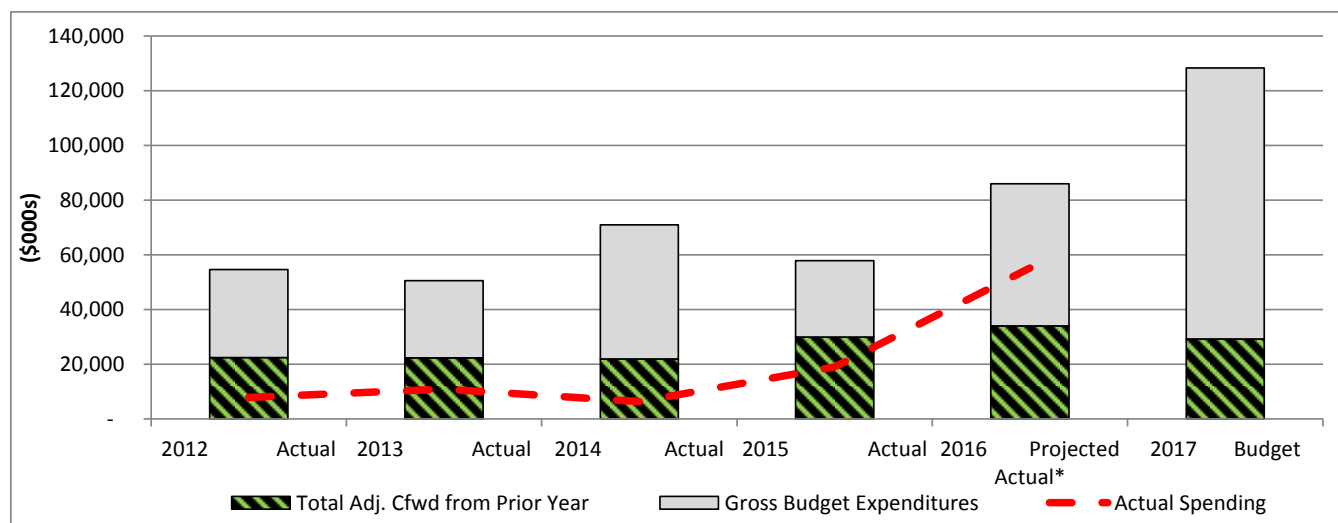
Issues for Discussion

Issues Impacting the 2017 Capital Budget

Capacity to Spend

The Toronto Parking Authority's spending capacity over the previous five years, from 2011 to 2015, averaged \$10.889 million or 20% of TPA's average capital budget of \$54.786 million, as presented below.

Capacity to Spend – Budget vs. Actual
(In \$000s)



Capacity issues, both controllable and uncontrollable, that have limited the Authority's capital budget spending rate include:

- Delays attributed to a need to complete studies and site assessments for some of the already identified sites.
- Anticipated time lags implicit in joint venture arrangements.
- Delays resulting from unavailability of appropriate sites.
- Delays due to on-going negotiations for identified sites; and,
- Projects that have been cancelled because of the low probability of finding an appropriate site.

In an effort to better align the Capital Plan with anticipated annual spending, \$37.3 million in cash flow have been deferred from 2017 to future years, along with further cascading adjustment in future years based on revised project timing.

Toronto Parking Authority and the Financial Planning Division will continue to review portfolio of projects on an ongoing basis and realign the 10-year capital plan project timing and estimates through future budget processes.



Appendices

Appendix 1

2016 Performance

2016 Key Accomplishments

In 2016, Toronto Parking Authority made significant progress and/or accomplished the following:

- ✓ Completed numerous state of good repair projects, such as:
 - Concrete repairs at Carparks 36 (Nathan Phillips Square Garage), and Carpark 52 (40 York Street).
 - New customer office, concrete repairs and elevator modernization at Carpark 43 (2 Church Street).
 - Painting and Signage upgrades at Carpark 111 (74 Clinton Street).
 - Painting, signage and lighting upgrades at Carpark 96 (10 Portland Street)
 - Lighting upgrades at Carparks 26 (37 Queen Street West), 29 (75 Holly Street), 68 (Kensington Garage), and Carpark 139 (6 Sherwood Avenue).
 - New booths at Carpark 5 (15 Wellesley Street East), Carpark 32 (45 Bat Street) and Carpark 71 (35 Bellevue Avenue).
 - Elevator modernization at Carpark 34 (25 Dundas Street East), Carpark 58 (9 Bedford) and Carpark 125 (323 Richmond St. E.).
 - Sprinkler/fire alarm replacement at Carpark 150 (40 Larch Street) and Carpark 157 (709 Millwood Road).
 - Greening projects at Carpark 17 (716 Pape Avenue) and Carpark 706 (284 Milner Avenue).
- ✓ Addressed parking shortfalls by opening new / redeveloping existing carparks:
 - Carpark 164 (Forest Hill Village) - new surface Carpark.
 - Carpark at 838 Broadview - new surface Carpark
 - Carpark at 592/598 Gerard East - new surface Carpark
- ✓ Commenced comprehensive Pay and Display Meter Refurbishment program for on-street parking that will replace 3,000 meters over the 2 year period.
- ✓ Launched Phase 1 of the Mobile Payment program, which is now available at over 185 off-street carparks (including TTC lots) and Phase 2 for on-street parking.
- ✓ Selected a new equipment provided and doubled the size of the Bike Share system to 200 stations and \$2,000 bicycles, and implemented the Bike Share expansion funded by Metrolinx.

2016 Financial Performance

2016 Budget Variance Analysis (In \$000's)

2016 Budget	As of September. 30, 2016		Projected Actuals at Year-End		Unspent Balance	
\$	\$	% Spent	\$	% Spent	\$ Unspent	% Unspent
86,043	17,875	20.8%	55,258	64.2%	30,785	35.8%

* Based on the 2016 Q3 Capital Variance Report

For additional information regarding the 2016 Q3 capital variances and year-end projections, please refer to the report entitled "Capital Variance Report for the Nine-Month Period Ended September 30, 2016" considered by City Council at its meeting on December 13 and 14, 2016.

<http://app.toronto.ca/tmmis/viewAgendaItemHistory.do?item=2016.EX20.26>

Impact of the 2016 Capital Variance on the 2017 Capital Budget

- As a result of the delays in the capital projects, as described in the 2016 Q3 Capital Variance Report, funding of \$29.286 million is being carried forward to the 2017 Capital Budget to continue the capital work.

Appendix 2

2017 Capital Budget; 2018 to 2026 Capital Plan (\$000s)

Project	Total Project Cost	Prior Year Carry Forward	2017	2018	2019	2020	2021	2017 - 2021	2022	2023	2024	2025	2026	2017 - 2026 Total
State of Good Repair:														
Painting Stage 2 CP 36		305	95					400						400
Sub-Station Replacement CP 26	150		150					150						150
Sprinkler/Fire Alarm and Standpipe CP 111	200		200					200						200
Painting CP 52	200		200					200						200
Ventilation Modifications CP 34	250		250					250						250
Sub-Station Replacement CP 43 (C1)	250		250					250						250
Sprinkler/Fire Alarm and Standpipe CP 42	400		400					400						400
Painting CP 43	500		500					500						500
Entrance Signage Architectural CP 52	1,400		1,400					1,400						1,400
Greening Plus 2017 various CP's	1,700		1,700					1,700						1,700
Exhaust Fan, Drain and Concrete CP 36	2,000		2,000					2,000						2,000
Structural Maintenance & Technology (Greening Plus)	49,500			5,500	5,500	5,500	5,500	22,000	5,500	5,500	5,500	5,500	5,500	49,500
Lighting Upgrade CP 11		850						850						850
Painting Upgrade CP 26		300						300						300
CP 58 Resurfacing		250						250						250
Painting Upgrade CP 11		250						250						250
Signage Upgrade - Illuminated CP 43		200						200						200
Illuminated Signage Upgrade CP 52		150						150						150
2 Pay Booths CP 58		150						150						150
Signage Upgrade CP 11		100						100						100
Signage Upgrade CP 29		100						100						100
Entrance - Signage CP 52		100						100						100
Signage - Illuminated CP 404		100						100						100
CP1 Retail Upgrades		612						612						612
Upgrades to Retail and other components		1,000						1,000						1,000
Signage Upgrade CP 26		100						100						100
Sub-Total		4,567	7,145	5,500	5,500	5,500	5,500	33,712	5,500	5,500	5,500	5,500	5,500	61,212
Service Improvements:														
2300 Lakeshore - CP 533		698	101					799						799
437 Rogers Road	200		200					200						200
242 Danforth, E. of Broadview (CP 78)		445	300					745						745
Avenue, North of Lawrence (186 Caribou CP 421)		326	418					744						744
Oakwood, East of Eglinton		700						700						700
Chinahouse (CP 655)		9,800						9,800						9,800
CP 1 Addition of 2 Levels		2,500						2,500						2,500
2204,2212 Eglinton W. (CP 673)		783						783						783
1220-1222 Wilson Ave (CP 422)		975	1,200					2,175						2,175
Pay & Display Equipment		850						850						850
P&D 3D Modem Emulation Board		1,542						1,542						1,542
Pay & Display Upgrade Online Credit Card Authorization	5,035		485	512	539	568	597	2,701	627	659	692	356		5,035
King/ E. of Spadina - Revitalization SE Corner	6,000									6,000				6,000
Spadina/ Bloor (Redevelopment of CP 31)	4,000										4,000			4,000
Redevelopment of CP 5 (15 Wellesley)	3,300		100		3,200			3,300						3,300
Rosedale/Woodlawn garage		100						100						100
St. Clair/ Oakwood (287 Rushton)		300	300					300						300
Arrow/Finch		5,000						5,000						5,000
Maintenance Facility		5,000						5,000						5,000
775 King Street (CP 272)		6,000						6,000						6,000
Redevelopment of CP 217 1445 Bathurst	10,600		10,600					10,600						10,600
Distillery/ West Donlands	20,000		20,000					20,000						20,000
Carpark Provisions 2017	30,000		10,000	10,000	10,000			30,000						30,000
Davisville/ Yonge (CP 280 open cut Glebe/ Imperial)	3,300		300	3,000				3,300						3,300
PACE Portfolios	21,000		21,000					21,000						21,000
Parking Guidance System Installation	500		500					500						500
Oakwood, W. of Eglinton (Redevelopment of CP 664)	445			445				445						445
CP 168 Expansion	500			500				500						500
CP 505 Cliveden Expansion	500			500				500						500
North York Centre - South (Sheppard to Finch)	4,000			4,000				4,000						4,000
Bessarion Community Centre	4,000			4,000				4,000						4,000
11 Wellesley	6,500			6,500				6,500						6,500
Queen/ Soho	10,500			10,500				10,500						10,500
Queen St West (Spadina to Bellwoods)	2,250						2,250	2,250						2,250
50 Wellesley	2,400				2,400			2,400						2,400
Redevelopment of CP 224 (34 Hannah)	8,000				8,000			8,000						8,000
St. Lawrence Market North	14,500				14,500			14,500						14,500
CP 15 Redevelopment (JV)	39,200					39,200		39,200						39,200
Redevelopment of CP 412	4,000					4,000		4,000						4,000
1117 Dundas W /Dovercourt CP 204 (1113 Dundas W)	8,600					8,600		8,600						8,600
Redevelopment of Carpark 12 - JV (30 Alvin)	9,300					9,300		9,300						9,300
Harbourfront	4,500						4,500	4,500						4,500
Metropolitan/ Church (56 Queen East, 51 Bond)	25,000						15,000	15,000		10,000				25,000
Harbord - Spadina to Major	2,000								2,000					2,000

Appendix 2

2017 Capital Budget; 2018 to 2026 Capital Plan – Continued (\$000s)

Project	Total Project Cost	Prior Year Carry Forward	2017	2018	2019	2020	2021	2017 - 2021	2022	2023	2024	2025	2026	2017 - 2026 Total
Queen East - Kippendavie to Lee	3,000								3,000					3,000
Little Italy	3,500								3,500					3,500
907 Kingston Road - West of Victoria Park (YMCA)	3,500								3,500					3,500
St. Clair W - CP 41 (7 Norton) Corso Italia	10,900								10,900					10,900
Bay/ Lakeshore (Downtown Fringe - South)	10,000									10,000				10,000
Redevelopment of CP 411, Roe Ave.	2,500										2,500			2,500
Expanded Facilities - Bloor St W (Glendonwynne to Durie)	2,500										2,500			2,500
Avenue Rd & Davenport	2,500										2,500			2,500
King/Spadina Re-investment Area (W. of Spadina, Portland to Bathurst)	12,500										12,500			12,500
Bathurst/ Queens Quay	5,000											5,000		5,000
Yonge, S. of Eglinton	7,000											7,000		7,000
Financial District East of University	10,000											10,000		10,000
College/Dovercourt	2,000												2,000	2,000
Roncesvalles	2,000												2,000	2,000
Cabbagetown	2,400												2,400	2,400
Bloor/ Dundas	2,900												2,900	2,900
St. Clair W BIA (Dufferin to Christie)	3,500												3,500	3,500
Leslieville (Queen E. of Carlaw/ Coxwell)	4,000												4,000	4,000
Bloor/ Bathurst	8,500												8,500	8,500
592 and 598 Gerrard East	500					500		500						500
11 Brock	1,000					1,000		1,000						1,000
St. Patrick CP 221	4,400				4,400			4,400						4,400
Replacement Plan for Bikelanes	43,500			9,400	9,400	6,450	6,450	31,700	3,800	2,000	2,000	2,000	2,000	43,500
CP Provisions due to City Initiatives	36,000			10,000	7,200	6,000	6,000	29,200	2,500	2,500	1,800			36,000
51 Dockside	16,400		16,400					16,400						16,400
														-
Sub-Total		24,719	91,904	59,357	59,639	75,618	34,797	346,034	29,827	31,159	28,492	24,356	27,300	487,168
Total		29,286	99,049	64,857	65,139	81,118	40,297	379,746	35,327	36,659	33,992	29,856	32,800	548,380

Appendix 3

2017 Capital Budget; 2018 to 2026 Capital Plan

CITY OF TORONTO

Gross Expenditures (\$000's)

Appendix 3: 2017 Capital Budget; 2018 to 2026 Capital Plan

Toronto Parking Authority						Current and Future Year Cash Flow Commitments								Current and Future Year Cash Flow Commitments Financed By										
Sub-Project No.	Project Name	Ward	Stat.	Cat.	2017	2018	2019	2020	2021	Total 2017-2021	Total 2022-2026	Total 2017-2026	Provincial Grants and Subsidies	Federal Subsidy	Development Charges	Reserves	Reserve Funds	Capital from Current	Other 1	Other2	Debt - Recoverable Debt	Total Financing		
TPA000003 Harbourfront																								
3	1	Harbourfront	20	S6	04	0	0	0	0	4,500	4,500	0	4,500	0	0	0	0	4,500	0	0	0	0	4,500	
Sub-total						0	0	0	0	4,500	4,500	0	4,500	0	0	0	0	4,500	0	0	0	0	4,500	
TPA000010 Expanded Facilities - Bloor St. W (Glend/Durie)																								
3	2	Expanded facilities - Bloor St. W (Glend/Durie)	13	S6	04	0	0	0	0	0	2,500	2,500	0	0	0	0	2,500	0	0	0	0	2,500		
Sub-total						0	0	0	0	0	2,500	2,500	0	0	0	0	2,500	0	0	0	0	2,500		
TPA000035 King, West of Spadina (Re-investment Area)																								
3	2	King, West of Spadina (Re-investment Area)	20	S6	04	0	0	0	0	0	12,500	12,500	0	0	0	0	0	0	12,500	0	0	0	12,500	
Sub-total						0	0	0	0	0	12,500	12,500	0	0	0	0	0	0	12,500	0	0	0	12,500	
TPA000046 Harbord - Spadina To Major																								
3	2	Harbord - Spadina to Major	20	S6	04	0	0	0	0	0	2,000	2,000	0	0	0	0	0	0	2,000	0	0	0	2,000	
Sub-total						0	0	0	0	0	2,000	2,000	0	0	0	0	0	0	2,000	0	0	0	2,000	
TPA000047 Queen St. West/ (Spadina-Bellwoods)																								
3	3	Queen St. West/ (Spadina-Bellwoods)	20	S6	04	0	0	0	0	2,250	2,250	0	2,250	0	0	0	0	0	2,250	0	0	0	2,250	
Sub-total						0	0	0	0	2,250	2,250	0	2,250	0	0	0	0	0	0	2,250	0	0	0	2,250
TPA000051 Davisville/Yonge																								
2	3	Davisville/ Yonge	22	S5	04	300	3,000	0	0	0	3,300	0	3,300	0	0	0	0	0	0	3,300	0	0	3,300	
Sub-total						300	3,000	0	0	0	3,300	0	3,300	0	0	0	0	0	0	3,300	0	0	0	3,300
TPA000057 907 Kingston Rd W of Victoria Park																								
2	2	907 Kingston Rd. W of Victoria Park	32	S6	04	0	0	0	0	0	3,500	3,500	0	0	0	0	0	0	3,500	0	0	0	3,500	
Sub-total						0	0	0	0	0	3,500	3,500	0	0	0	0	0	0	3,500	0	0	0	3,500	
TPA000061 Queen East (Kippendavie to Lee)																								
2	3	Queen East (Lippendavie to Lee)	32	S6	04	0	0	0	0	0	3,000	3,000	0	0	0	0	0	0	3,000	0	0	0	3,000	
Sub-total						0	0	0	0	0	3,000	3,000	0	0	0	0	0	0	3,000	0	0	0	3,000	
TPA000471 Avenue Rd. & Davenport																								
3	2	Avenue Rd. - Davenport	19	S6	04	0	0	0	0	0	2,500	2,500	0	0	0	0	0	0	2,500	0	0	0	2,500	
Sub-total						0	0	0	0	0	2,500	2,500	0	0	0	0	0	0	2,500	0	0	0	2,500	
TPA906239 St. Clair/ Oakwood																								

CITY OF TORONTO

Gross Expenditures (\$000's)

Appendix 3: 2017 Capital Budget; 2018 to 2026 Capital Plan

Toronto Parking Authority						Current and Future Year Cash Flow Commitments								Current and Future Year Cash Flow Commitments Financed By											
Sub-Priority	Project No.	Project Name	Ward	Stat.	Cat.	2017	2018	2019	2020	2021	Total 2017-2021	Total 2022-2026	Total 2017-2026	Provincial Grants and Subsidies	Federal Subsidy	Development Charges	Reserves	Reserve Funds	Capital from Current	Other 1	Other2	Debt - Recoverable Debt	Total Financing		
TPA906239 St. Clair/ Oakwood						300	0	0	0	0	300	0	300	0	0	0	0	0	0	300	0	0	0	300	
Sub-total						300	0	0	0	0	300	0	300	0	0	0	0	0	0	300	0	0	0	300	
TPA906550 North York Center - South						0	4,000	0	0	0	4,000	0	4,000	0	0	0	0	0	0	4,000	0	0	0	4,000	
Sub-total						0	4,000	0	0	0	4,000	0	4,000	0	0	0	0	0	0	4,000	0	0	0	4,000	
TPA906551 Rosedale/ Woodlawn						100	0	0	0	0	100	0	100	0	0	0	0	0	0	100	0	0	0	100	
Sub-total						100	0	0	0	0	100	0	100	0	0	0	0	0	0	100	0	0	0	100	
TPA906552 Bay/Lakeshore (downtown fringe south)						0	0	0	0	0	0	10,000	10,000	0	0	0	0	0	0	10,000	0	0	0	10,000	
Sub-total						0	0	0	0	0	0	10,000	10,000	0	0	0	0	0	0	10,000	0	0	0	10,000	
TPA906837 King E. of Spadina - Revitalization						0	0	0	0	0	0	6,000	6,000	0	0	0	0	0	0	6,000	0	0	0	6,000	
Sub-total						0	0	0	0	0	0	6,000	6,000	0	0	0	0	0	0	6,000	0	0	0	6,000	
TPA906846 St. Clair West P 41 (Corso Italia)						0	0	0	0	0	0	10,900	10,900	0	0	0	0	0	0	6,540	4,360	0	0	10,900	
Sub-total						0	0	0	0	0	0	10,900	10,900	0	0	0	0	0	0	6,540	4,360	0	0	10,900	
TPA906990 Redevelopment of CP 12						0	0	0	9,300	0	9,300	0	9,300	0	0	0	0	0	0	0	9,300	0	0	9,300	
Sub-total						0	0	0	9,300	0	9,300	0	9,300	0	0	0	0	0	0	0	9,300	0	0	9,300	
TPA907139 Financial District East of University						0	0	0	0	0	0	10,000	10,000	0	0	0	0	0	0	10,000	0	0	0	10,000	
Sub-total						0	0	0	0	0	0	10,000	10,000	0	0	0	0	0	0	10,000	0	0	0	10,000	
TPA907260 St Lawrence Market						0	0	14,500	0	0	14,500	0	14,500	0	0	0	0	0	0	14,500	0	0	0	14,500	
Sub-total						0	0	14,500	0	0	14,500	0	14,500	0	0	0	0	0	0	14,500	0	0	0	14,500	
TPA907469 CP 1 - Additional of 2 Levels																									

CITY OF TORONTO

Gross Expenditures (\$000's)

Appendix 3: 2017 Capital Budget; 2018 to 2026 Capital Plan

Toronto Parking Authority																										
							Current and Future Year Cash Flow Commitments						Current and Future Year Cash Flow Commitments Financed By													
												Total	Total	Total	Provincial Grants and Subsidies	Federal Subsidy	Development Charges	Reserves	Reserve Funds	Capital from Current	Other 1	Other2	Debt - Recoverable Debt	Total Financing		
Sub-Priority	Project No.	Project Name	Ward	Stat.	Cat.	2017	2018	2019	2020	2021	2017-2021	2022-2026	2017-2026													
TPA907611 CP 15 Redevelopment (JV)																										
3	2	CP 15 Redevelopment (JV)	22	S6	04	0	0	0	39,200	0	39,200	0	39,200	0	0	0	0	0	0	0	39,200	0	0	39,200		
Sub-total							0	0	0	39,200	0	39,200	0	39,200	0	0	0	0	0	0	0	39,200	0	0	39,200	
TPA907702 Chinahouse (CP 655)																										
3	1	Chinahouse (CP 655)	21	S2	04	9,800	0	0	0	0	9,800	0	9,800	0	0	0	0	0	0	6,950	2,850	0	0	9,800		
Sub-total							9,800	0	0	0	0	9,800	0	9,800	0	0	0	0	0	0	0	6,950	2,850	0	0	9,800
TPA907703 Redevelopment of CP 5 (JV)																										
3	1	Redevelopment of CP 5 (JV)	21	S5	04	100	0	3,200	0	0	3,300	0	3,300	0	0	0	0	0	0	0	3,300	0	0	3,300		
Sub-total							100	0	3,200	0	0	3,300	0	3,300	0	0	0	0	0	0	0	0	3,300	0	0	3,300
TPA907704 Redevelopment of CP 412 (JV)																										
3	1	Redevelopment of CP 412 - JV	23	S6	04	0	0	0	4,000	0	4,000	0	4,000	0	0	0	0	0	0	0	4,000	0	0	4,000		
Sub-total							0	0	0	4,000	0	4,000	0	4,000	0	0	0	0	0	0	0	0	4,000	0	0	4,000
TPA907705 Redevelopment of CP 224 - JV																										
0	1	Redevelopment of CP 224 - JV	20	S6	04	0	0	8,000	0	0	8,000	0	8,000	0	0	0	0	0	0	0	8,000	0	0	8,000		
Sub-total							0	0	8,000	0	0	8,000	0	8,000	0	0	0	0	0	0	0	0	8,000	0	0	8,000
TPA907710 Little Italy																										
3	1	Little Italy	20	S6	04	0	0	0	0	0	0	3,500	3,500	0	0	0	0	0	0	3,500	0	0	0	3,500		
Sub-total							0	0	0	0	0	0	3,500	3,500	0	0	0	0	0	0	0	3,500	0	0	0	3,500
TPA907713 Dundas & Dovercourt (1113-1117 Dundas)																										
0	3	Dundas, Dovercourt (1113-1117 Dundas)	18	S6	04	0	0	0	8,600	0	8,600	0	8,600	0	0	0	0	0	0	2,900	5,700	0	0	8,600		
Sub-total							0	0	0	8,600	0	8,600	0	8,600	0	0	0	0	0	0	0	2,900	5,700	0	0	8,600
TPA907715 Yonge, S. of Eglinton																										
3	3	Yonge S. of Eglinton	22	S6	04	0	0	0	0	0	0	7,000	7,000	0	0	0	0	0	0	7,000	0	0	0	7,000		
Sub-total							0	0	0	0	0	0	7,000	7,000	0	0	0	0	0	0	0	7,000	0	0	0	7,000
TPA907736 Pay & Display Equip. Zeag 2013-2014 S2																										
3	2	Pay & Display Equip, Zeag 2013-2014 S2	CW	S2	04	850	0	0	0	0	850	0	850	0	0	0	0	0	0	850	0	0	0	850		
Sub-total							850	0	0	0	0	850	0	850	0	0	0	0	0	0	0	850	0	0	0	850
TPA907794 Redevelopment of CP 217 (JV)																										

Report Phase 5 - Program 09 Toronto Parking Authority Program Phase 5 Sub-Project Category 01,02,03,04,05,06,07 Part B Sub-Project Status S2,S5,S6 Part C Sub-Project Status S2,S3,S4

CITY OF TORONTO

Gross Expenditures (\$000's)

Appendix 3: 2017 Capital Budget; 2018 to 2026 Capital Plan

Toronto Parking Authority

						Current and Future Year Cash Flow Commitments							Current and Future Year Cash Flow Commitments Financed By											
											Total	Total	Total	Provincial Grants and Subsidies	Federal Subsidy	Development Charges	Reserves	Reserve Funds	Capital from Current	Other 1	Other2	Debt - Recoverable Debt	Total Financing	
Sub-Priority	Project No-SubProj No.	Project Name Sub-project Name	Ward	Stat.	Cat.	2017	2018	2019	2020	2021	2017-2021	2022-2026	2017-2026											
TPA907794 Redevelopment of CP 217 (JV)																								
3	2	Redevelopment of CP 217	21	S4	04	10,600	0	0	0	0	10,600	0	10,600	0	0	0	0	0	0	8,700	1,900	0	0	10,600
Sub-total						10,600	0	0	0	0	10,600	0	10,600	0	0	0	0	0	0	8,700	1,900	0	0	10,600
TPA907796 CP168 Expansion																								
2	1	CP 168 Expansion	19	S6	04	0	500	0	0	0	500	0	500	0	0	0	0	0	0	500	0	0	0	500
Sub-total						0	500	0	0	0	500	0	500	0	0	0	0	0	0	500	0	0	0	500
TPA907959 Redevelopment of CP 411 (Roe Avenue)																								
3	2	Redevelopment of CP 411 (Roe Avenue)	16	S6	04	0	0	0	0	0	0	2,500	2,500	0	0	0	0	0	0	0	2,500	0	0	2,500
Sub-total						0	0	0	0	0	0	2,500	2,500	0	0	0	0	0	0	0	2,500	0	0	2,500
TPA907960 242 Danforth, E. of Broadview (CP 78 extension)																								
0	1	242 Danforth, E. of Broadview (CP 78 extension) S2	29	S2	04	45	0	0	0	0	45	0	45	0	0	0	0	0	0	45	0	0	0	45
0	2	242 Dnaforth, E. of Broadview (CP 78 exten) 2016	29	S2	04	400	0	0	0	0	400	0	400	0	0	0	0	0	0	400	0	0	0	400
1	3	242 Danforth E (CP 78 extension) 2017	29	S3	04	300	0	0	0	0	300	0	300	0	0	0	0	0	0	300	0	0	0	300
Sub-total						745	0	0	0	0	745	0	745	0	0	0	0	0	0	745	0	0	0	745
TPA907961 Oakwood, E. of Eglinton (#2) S2																								
3	1	Oakwood, E. of Eglinton (#2) S2	15	S2	04	700	0	0	0	0	700	0	700	0	0	0	0	0	0	700	0	0	0	700
Sub-total						700	0	0	0	0	700	0	700	0	0	0	0	0	0	700	0	0	0	700
TPA907962 Cabbagetown																								
3	1	Cabbagetown	28	S6	04	0	0	0	0	0	0	2,400	2,400	0	0	0	0	2,400	0	0	0	0	0	2,400
Sub-total						0	0	0	0	0	0	2,400	2,400	0	0	0	0	2,400	0	0	0	0	0	2,400
TPA907965 Leslieville (Queen E of Carlaw/ Coxwell)																								
0	2	Leslieville (Queen E. of Carlaw/ Coxwell)	32	S6	04	0	0	0	0	0	0	4,000	4,000	0	0	0	0	0	0	4,000	0	0	0	4,000
Sub-total						0	0	0	0	0	0	4,000	4,000	0	0	0	0	0	0	4,000	0	0	0	4,000
TPA907973 Painting Stage 2 CP 36																								
1	1	Painting Stage 2 CP 36	27	S2	03	305	0	0	0	0	305	0	305	0	0	0	0	0	0	305	0	0	0	305
0	2	Painting Stage 2 CP 36 2017	27	S3	03	95	0	0	0	0	95	0	95	0	0	0	0	0	0	95	0	0	0	95
Sub-total						400	0	0	0	0	400	0	400	0	0	0	0	0	0	400	0	0	0	400

CITY OF TORONTO

Gross Expenditures (\$000's)

Appendix 3: 2017 Capital Budget; 2018 to 2026 Capital Plan

Toronto Parking Authority						Current and Future Year Cash Flow Commitments								Current and Future Year Cash Flow Commitments Financed By										
Sub-Project No.	Project Name	Ward	Stat.	Cat.	2017	2018	2019	2020	2021	Total 2017-2021	Total 2022-2026	Total 2017-2026	Provincial Grants and Subsidies	Federal Subsidy	Development Charges	Reserve Reserves	Capital from Funds	Capital from Current	Other 1	Other2	Debt - Recoverable Debt	Total Financing		
TPA908092 St.Clair West BIA (Dufferin to Christie)																								
0	1	St. Clair West BIA (Dufferin to Christie)	21	S6	04	0	0	0	0	0	3,500	3,500	0	0	0	0	0	0	3,500	0	0	0	3,500	
Sub-total						0	0	0	0	0	3,500	3,500	0	0	0	0	0	0	3,500	0	0	0	3,500	
TPA908093 Metropolitan Church																								
3	1	Metropolitan Church	27	S6	04	0	0	0	0	15,000	15,000	10,000	0	0	0	0	0	0	25,000	0	0	0	25,000	
Sub-total						0	0	0	0	15,000	15,000	10,000	0	0	0	0	0	0	25,000	0	0	0	25,000	
TPA908094 Bloor/ Bathurst																								
3	1	Bloor/ Bathurst	20	S6	04	0	0	0	0	0	8,500	8,500	0	0	0	0	0	0	8,500	0	0	0	8,500	
Sub-total						0	0	0	0	0	8,500	8,500	0	0	0	0	0	0	8,500	0	0	0	8,500	
TPA908096 Strucutural Maint & Tech. Green Plus 2018-2026																								
0	1	Structural Maint. & Tech. Green Plus 2018-2026	CW	S5	03	0	5,500	5,500	5,500	5,500	22,000	27,500	0	0	0	0	0	0	49,500	0	0	0	49,500	
Sub-total						0	5,500	5,500	5,500	5,500	22,000	27,500	0	0	0	0	0	0	49,500	0	0	0	49,500	
TPA908097 Upgrade to Retail and other components S2																								
3	1	Upgrade to Retail and other components S2	CW	S2	03	1,000	0	0	0	0	1,000	0	0	0	0	0	0	0	1,000	0	0	0	1,000	
Sub-total						1,000	0	0	0	0	1,000	0	1,000	0	0	0	0	0	0	1,000	0	0	0	1,000
TPA908110 Painting Upgrade CP 11 S2																								
2	1	Painting Upgrade CP 11 S2	22	S2	03	250	0	0	0	0	250	0	0	0	0	0	0	0	250	0	0	0	250	
Sub-total						250	0	0	0	0	250	0	250	0	0	0	0	0	0	250	0	0	0	250
TPA908111 Signage Upgrade CP 11 S2																								
2	1	Signage Upgrade CP 11 S2	22	S2	03	100	0	0	0	0	100	0	0	0	0	0	0	0	100	0	0	0	100	
Sub-total						100	0	0	0	0	100	0	100	0	0	0	0	0	0	100	0	0	0	100
TPA908112 Signage Upgrade CP 29 S2																								
2	1	Signage Upgrade CP 29 S2	22	S2	03	100	0	0	0	0	100	0	0	0	0	0	0	0	100	0	0	0	100	
Sub-total						100	0	0	0	0	100	0	100	0	0	0	0	0	0	100	0	0	0	100
TPA908123 11 Welleslev																								
3	1	11 Wellesley	27	S6	04	0	6,500	0	0	0	6,500	0	6,500	0	0	0	0	0	0	6,500	0	0	6,500	
Sub-total						0	6,500	0	0	0	6,500	0	6,500	0	0	0	0	0	0	0	6,500	0	0	6,500
TPA908124 2300 Lakeshore CP 533																								

CITY OF TORONTO

Gross Expenditures (\$000's)

Appendix 3: 2017 Capital Budget; 2018 to 2026 Capital Plan

Toronto Parking Authority																								
						Current and Future Year Cash Flow Commitments							Current and Future Year Cash Flow Commitments Financed By											
						2017	2018	2019	2020	2021	Total 2017-2021	Total 2022-2026	Total 2017-2026	Provincial Grants and Subsidies	Federal Subsidy	Development Charges	Reserves	Reserve Funds	Capital from Current	Other 1	Other2	Debt - Recoverable Debt	Total Financing	
Sub- Priority	Project No. SubProj No.	Project Name Sub-project Name	Ward	Stat.	Cat.																			
TPA908124 2300 Lakeshore CP 533																								
1	1	2300 Lakeshore CP 533	06	S2	04	698	0	0	0	0	698	0	698	0	0	0	0	0	0	698	0	0	0	698
1	2	Lakeshore CP 533 2017	06	S3	04	101	0	0	0	0	101	0	101	0	0	0	0	0	101	0	0	0	101	
Sub-total						799	0	0	0	0	799	0	799	0	0	0	0	0	799	0	0	0	799	
TPA908132 P&D 3D Modem adn Emulation Board																								
1	1	P&D 3D Modem and Emulation Board 2015	CW	S2	04	1,542	0	0	0	0	1,542	0	1,542	0	0	0	0	0	1,542	0	0	0	1,542	
Sub-total						1,542	0	0	0	0	1,542	0	1,542	0	0	0	0	0	1,542	0	0	0	1,542	
TPA908204 Bessarion Community Centre																								
3	1	Bessarion Community Centre	24	S6	04	0	4,000	0	0	0	4,000	0	4,000	0	0	0	0	0	4,000	0	0	0	4,000	
Sub-total						0	4,000	0	0	0	4,000	0	4,000	0	0	0	0	0	4,000	0	0	0	4,000	
TPA908206 1220-1222 Wilson																								
2	1	1220-1222 Wilson	09	S2	04	975	0	0	0	0	975	0	975	0	0	0	0	0	975	0	0	0	975	
1	2	1220-1222 Wilson 2017	09	S3	04	1,200	0	0	0	0	1,200	0	1,200	0	0	0	0	0	1,200	0	0	0	1,200	
Sub-total						2,175	0	0	0	0	2,175	0	2,175	0	0	0	0	0	2,175	0	0	0	2,175	
TPA908208 775 King Street W, CP 272																								
2	1	775 King St. W. CP 272	19	S2	04	6,000	0	0	0	0	6,000	0	6,000	0	0	0	0	0	6,000	0	0	0	6,000	
Sub-total						6,000	0	0	0	0	6,000	0	6,000	0	0	0	0	0	6,000	0	0	0	6,000	
TPA908209 CP 505 Cliveden Expansion																								
3	2	CP 505 Cliveden Expansion	05	S6	04	0	500	0	0	0	500	0	500	0	0	0	0	0	500	0	0	0	500	
Sub-total						0	500	0	0	0	500	0	500	0	0	0	0	0	500	0	0	0	500	
TPA908210 New Entrance Signage CP 52 S2																								
2	2	New Entrance Signage CP 52 S2	28	S2	03	100	0	0	0	0	100	0	100	0	0	0	0	0	100	0	0	0	100	
Sub-total						100	0	0	0	0	100	0	100	0	0	0	0	0	100	0	0	0	100	
TPA908211 Lighting Upgrade CP 11 S2																								
2	1	Lighting Upgrade CP 11 S2	22	S2	03	850	0	0	0	0	850	0	850	0	0	0	0	0	850	0	0	0	850	
Sub-total						850	0	0	0	0	850	0	850	0	0	0	0	0	850	0	0	0	850	
TPA908222 Painting Upgrade CP 26 S2																								

CITY OF TORONTO

Gross Expenditures (\$000's)

Appendix 3: 2017 Capital Budget; 2018 to 2026 Capital Plan

Toronto Parking Authority						Current and Future Year Cash Flow Commitments								Current and Future Year Cash Flow Commitments Financed By											
Sub-Project No.	Project Name	Ward	Stat.	Cat.	2017	2018	2019	2020	2021	Total 2017-2021	Total 2022-2026	Total 2017-2026	Provincial Grants and Subsidies	Federal Subsidy	Development Charges	Reserves	Reserve Funds	Capital from Current	Other 1	Other2	Debt - Recoverable Debt	Total Financing			
<u>TPA908222 Painting Upgrade CP 26 S2</u>																									
2	1	Painting Upgrade CP 26 S2	28	S2	03	300	0	0	0	0	300	0	300	0	0	0	0	0	0	300	0	0	300		
Sub-total						300	0	0	0	0	300	0	300	0	0	0	0	0	0	300	0	0	0	300	
<u>TPA908223 Signage Upgrade CP 26 S2</u>																									
2	1	Signage Upgrade CP 26 S2	28	S2	03	100	0	0	0	0	100	0	100	0	0	0	0	0	0	100	0	0	100		
Sub-total						100	0	0	0	0	100	0	100	0	0	0	0	0	0	100	0	0	0	100	
<u>TPA908226 50 Wellesley</u>																									
3	1	50 Wellesley	27	S6	04	0	0	2,400	0	0	2,400	0	2,400	0	0	0	0	0	0	0	2,400	0	0	2,400	
Sub-total						0	0	2,400	0	0	2,400	0	2,400	0	0	0	0	0	0	0	0	2,400	0	0	2,400
<u>TPA908360 Arrow/ Finch</u>																									
2	1	Arrow/ Finch	07	S4	04	5,000	0	0	0	0	5,000	0	5,000	0	0	0	0	0	0	0	5,000	0	0	5,000	
Sub-total						5,000	0	0	0	0	5,000	0	5,000	0	0	0	0	0	0	0	0	5,000	0	0	5,000
<u>TPA908361 Maintenance Facility</u>																									
3	1	Maintenance Facility	CW	S4	04	5,000	0	0	0	0	5,000	0	5,000	0	0	0	0	0	0	5,000	0	0	5,000		
Sub-total						5,000	0	0	0	0	5,000	0	5,000	0	0	0	0	0	0	0	5,000	0	0	5,000	
<u>TPA908362 Distillery/ West Donlands</u>																									
3	1	Distillery/ West Donlands	28	S4	04	20,000	0	0	0	0	20,000	0	20,000	0	0	0	0	0	0	20,000	0	0	20,000		
Sub-total						20,000	0	0	0	0	20,000	0	20,000	0	0	0	0	0	0	0	20,000	0	0	20,000	
<u>TPA908363 Carpark Provision 2017</u>																									
3	1	Carpark Provision 2017	CW	S4	04	10,000	0	0	0	0	10,000	0	10,000	0	0	0	0	0	0	10,000	0	0	10,000		
Sub-total						10,000	0	0	0	0	10,000	0	10,000	0	0	0	0	0	0	0	10,000	0	0	10,000	
<u>TPA908364 Sub Station Replacement CP 26</u>																									
3	1	Sub Station Replacement CP 26	28	S4	03	150	0	0	0	0	150	0	150	0	0	0	0	0	0	150	0	0	150		
Sub-total						150	0	0	0	0	150	0	150	0	0	0	0	0	0	0	150	0	0	150	
<u>TPA908365 Sprinkler, Fire Alarm, Standpipe CP 111</u>																									
2	1	Sprinkler, Fire Alarm, Standpipe CP 111	19	S4	03	200	0	0	0	0	200	0	200	0	0	0	0	0	0	200	0	0	200		
Sub-total						200	0	0	0	0	200	0	200	0	0	0	0	0	0	0	200	0	0	200	
<u>TPA908366 Painting CP 52</u>																									

CITY OF TORONTO

Gross Expenditures (\$000's)

Appendix 3: 2017 Capital Budget; 2018 to 2026 Capital Plan

Toronto Parking Authority						Current and Future Year Cash Flow Commitments							Current and Future Year Cash Flow Commitments Financed By											
Sub-Project No.	Project Name	Ward	Stat.	Cat.	2017	2018	2019	2020	2021	Total 2017-2021	Total 2022-2026	Total 2017-2026	Provincial Grants and Subsidies	Federal Subsidy	Development Charges	Reserves	Reserve Funds	Capital from Current	Other 1	Other2	Debt - Recoverable Debt	Total Financing		
TPA908366	Painting CP 52																							
3	1	Painting CP 52	20	S4	03	200	0	0	0	0	200	0	200	0	0	0	0	0	0	200	0	0	0	200
		Sub-total				200	0	0	0	0	200	0	200	0	0	0	0	0	0	200	0	0	0	200
TPA908367	Ventilation Modification CP 34																							
3	1	Ventilation Modification CP 34	27	S4	03	250	0	0	0	0	250	0	250	0	0	0	0	0	0	250	0	0	0	250
		Sub-total				250	0	0	0	0	250	0	250	0	0	0	0	0	0	250	0	0	0	250
TPA908368	Substation Replacement CP 43 (C1)																							
3	1	Substation Replacement CP 43 (C1)	28	S4	03	250	0	0	0	0	250	0	250	0	0	0	0	0	0	250	0	0	0	250
		Sub-total				250	0	0	0	0	250	0	250	0	0	0	0	0	0	250	0	0	0	250
TPA908369	Sprinkler, Fire Alarm, Standpipe CP 42																							
3	1	Sprinkler, Fire Alarm, Standpipe CP 42	17	S4	03	400	0	0	0	0	400	0	400	0	0	0	0	0	0	400	0	0	0	400
		Sub-total				400	0	0	0	0	400	0	400	0	0	0	0	0	0	400	0	0	0	400
TPA908370	Painting CP 43																							
3	1	Painting CP 43	28	S4	03	500	0	0	0	0	500	0	500	0	0	0	0	0	0	500	0	0	0	500
		Sub-total				500	0	0	0	0	500	0	500	0	0	0	0	0	0	500	0	0	0	500
TPA908371	Parking Guidance System																							
3	1	Parking Guidance System	CW	S4	04	500	0	0	0	0	500	0	500	0	0	0	0	0	0	500	0	0	0	500
		Sub-total				500	0	0	0	0	500	0	500	0	0	0	0	0	0	500	0	0	0	500
TPA908372	Entrance Signage CP 52																							
3	1	Entrance Signage CP 52	20	S4	03	1,400	0	0	0	0	1,400	0	1,400	0	0	0	0	0	0	1,400	0	0	0	1,400
		Sub-total				1,400	0	0	0	0	1,400	0	1,400	0	0	0	0	0	0	1,400	0	0	0	1,400
TPA908373	Greening Plus 2017 Various CP's																							
3	1	Greening Plus 2017 Various CP's	CW	S4	03	1,700	0	0	0	0	1,700	0	1,700	0	0	0	0	0	0	1,700	0	0	0	1,700
		Sub-total				1,700	0	0	0	0	1,700	0	1,700	0	0	0	0	0	0	1,700	0	0	0	1,700
TPA908374	Exhaust Fan, Drain, Concrete CP 36																							
3	1	Exhaust Fan, Drain, Concrete CP 36	27	S4	03	2,000	0	0	0	0	2,000	0	2,000	0	0	0	0	0	0	2,000	0	0	0	2,000
		Sub-total				2,000	0	0	0	0	2,000	0	2,000	0	0	0	0	0	0	2,000	0	0	0	2,000
TPA908375	PACE Portfolio																							

CITY OF TORONTO

Gross Expenditures (\$000's)
Appendix 3: 2017 Capital Budget; 2018 to 2026 Capital Plan

Toronto Parking Authority																																
<div>Sub- Project No. Project Name</div> <div>PrioritySubProj No. Sub-project Name</div> <div>Ward Stat. Cat.</div>										Current and Future Year Cash Flow Commitments						Current and Future Year Cash Flow Commitments Financed By																
										2017	2018	2019	2020	2021	Total 2017-2021	Total 2022-2026	Total 2017-2026	Provincial Grants and Subsidies	Federal Subsidy	Development Charges	Reserves	Reserve Funds	Capital from Current	Other 1	Other2	Debt - Recoverable Debt	Total Financing					
TPA908406 Carpark Provision (future)																																
3	1	Carpark Provision (future)			CW	S6	04	0	10,000	10,000	0	0	20,000		0	20,000		0	0	0	0	0	0	0	20,000	0	0	0	0	20,000		
Sub-total								0	10,000	10,000	0	0	20,000		0	20,000		0	0	0	0	0	0	20,000	0	0	0	0	20,000			
Total Program Expenditure								128,335	64,857	65,139	81,118	40,297	379,746	168,634	548,380		0	0	0	0	14,300	0	402,625	131,455	0	0					548,380	

Report Phase 5 - Program 09 Toronto Parking Authority Program Phase 5 Sub-Project Category 01,02,03,04,05,06,07 Part B Sub-Project Status S2,S5,S6 Part C Sub-Project Status S2,S3,S4

CITY OF TORONTO

Gross Expenditures (\$000's)

Appendix 3: 2017 Capital Budget; 2018 to 2026 Capital Plan

Toronto Parking Authority						Current and Future Year Cash Flow Commitments and Estimates							Current and Future Year Cash Flow Commitments and Estimates Financed By											
Sub- Priority	Project No. SubProj No.	Project Name Sub-project Name	Ward	Stat.	Cat.	2017	2018	2019	2020	2021	Total 2017-2021	Total 2022-2026	Total 2017-2026	Provincial Grants and Subsidies	Federal Subsidy	Development Charges	Reserve Reserves	Capital from Current Funds	Other 1	Other2	Debt - Recoverable Debt	Total Financing		
Financed By:																								
		Reserve Funds (Ind."XR" Ref.)				0	0	0	0	4,500	4,500	9,800	14,300	0	0	0	0	14,300	0	0	0	0	14,300	
		Other1 (Internal)				118,485	47,912	44,339	16,918	29,797	257,451	145,174	402,625	0	0	0	0	0	402,625	0	0	0	402,625	
		Other2 (External)				9,850	16,945	20,800	64,200	6,000	117,795	13,660	131,455	0	0	0	0	0	0	131,455	0	0	131,455	
Total Program Financing						128,335	64,857	65,139	81,118	40,297	379,746	168,634	548,380	0	0	0	0	14,300	0	402,625	131,455	0	0	548,380

Status Code	Description
S2	S2 Prior Year (With 2017 and/or Future Year Cashflow)
S3	S3 Prior Year - Change of Scope 2017 and/or Future Year Cost(Cashflow)
S4	S4 New - Stand-Alone Project (Current Year Only)
S5	S5 New (On-going or Phased Projects)
S6	S6 New - Future Year (Commencing in 2018 & Beyond)

Category Code	Description
01	Health and Safety C01
02	Legislated C02
03	State of Good Repair C03
04	Service Improvement and Enhancement C04
05	Growth Related C05
06	Reserved Category 1 C06
07	Reserved Category 2 C07

Appendix 4

2017 Cash Flow and Future Year Commitments

CITY OF TORONTO

Gross Expenditures (\$000's)
Appendix 4: 2017 Cash Flow and Future Year Commitments

Toronto Parking Authority							Current and Future Year Cash Flow Commitments						Current and Future Year Cash Flow Commitments Financed By													
Sub-Project No.	Project Name	Priority	SubProj No.	Sub-project Name	Ward	Stat.	Cat.	2017	2018	2019	2020	2021	Total 2017-2021	Total 2022-2026	Total 2017-2026	Provincial Grants and Subsidies	Federal Subsidy	Development Charges	Reserves	Reserve Funds	Capital from Current	Other 1	Other2	Debt - Recoverable Debt	Total Financing	
TPA907736 Pay & Display Equip. Zeag 2013-2014 S2																										
3	2			Pay & Display Equip, Zeag 2013-2014 S2	CW	S2	04	850	0	0	0	0	850	0	850	0	0	0	0	0	0	850	0	0	0	850
Sub-total																										
								850	0	0	0	0	850	0	850	0	0	0	0	0	0	850	0	0	0	850
TPA907794 Redevelopment of CP 217 (JV)																										
3	2			Redevelopment of CP 217	21	S4	04	10,600	0	0	0	0	10,600	0	10,600	0	0	0	0	0	0	8,700	1,900	0	0	10,600
Sub-total																										
								10,600	0	0	0	0	10,600	0	10,600	0	0	0	0	0	0	8,700	1,900	0	0	10,600
TPA907960 242 Danforth, E. of Broadview (CP 78 extension)																										
0	1			242 Danforth, E. of Broadview (CP 78 extension) S2	29	S2	04	45	0	0	0	0	45	0	45	0	0	0	0	0	0	45	0	0	0	45
0	2			242 Dnaforth, E. of Broadview (CP 78 exten) 2016	29	S2	04	400	0	0	0	0	400	0	400	0	0	0	0	0	0	400	0	0	0	400
1	3			242 Danforth E (CP 78 extension) 2017	29	S3	04	300	0	0	0	0	300	0	300	0	0	0	0	0	0	300	0	0	0	300
Sub-total																										
								745	0	0	0	0	745	0	745	0	0	0	0	0	0	745	0	0	0	745
TPA907961 Oakwood, E. of Eglinton (#2) S2																										
3	1			Oakwood, E. of Eglinton (#2) S2	15	S2	04	700	0	0	0	0	700	0	700	0	0	0	0	0	0	700	0	0	0	700
Sub-total																										
								700	0	0	0	0	700	0	700	0	0	0	0	0	0	700	0	0	0	700
TPA907973 Painting Stage 2 CP 36																										
1	1			Painting Stage 2 CP 36	27	S2	03	305	0	0	0	0	305	0	305	0	0	0	0	0	0	305	0	0	0	305
0	2			Painting Stage 2 CP 36 2017	27	S3	03	95	0	0	0	0	95	0	95	0	0	0	0	0	0	95	0	0	0	95
Sub-total																										
								400	0	0	0	0	400	0	400	0	0	0	0	0	0	400	0	0	0	400
TPA907974 Signage Upgrade Illuminated CP 43 S2																										
1	1			Signage Upgrade Illuminated CP 43 S2	28	S2	03	200	0	0	0	0	200	0	200	0	0	0	0	0	0	200	0	0	0	200
Sub-total																										
								200	0	0	0	0	200	0	200	0	0	0	0	0	0	200	0	0	0	200
TPA907977 Signage upgrade Illuminated CP 52 S2																										
1	1			Signage Upgrade Illuminated CP 52 2016 S2	28	S2	03	150	0	0	0	0	150	0	150	0	0	0	0	0	0	150	0	0	0	150
Sub-total																										
								150	0	0	0	0	150	0	150	0	0	0	0	0	0	150	0	0	0	150
TPA907978 CP 58 Resurfacing Fencing S2																										
1	1			CP 58 Resurfacing and New Fence S2	28	S2	03	250	0	0	0	0	250	0	250	0	0	0	0	0	0	250	0	0	0	250
Sub-total																										
								250	0	0	0	0	250	0	250	0	0	0	0	0	0	250	0	0	0	250

CITY OF TORONTO

Gross Expenditures (\$000's)
Appendix 4: 2017 Cash Flow and Future Year Commitments

Toronto Parking Authority							Current and Future Year Cash Flow Commitments							Current and Future Year Cash Flow Commitments Financed By											
Sub- Priority	Project No. SubProj No.	Project Name Sub-project Name	Ward	Stat.	Cat.	2017	2018	2019	2020	2021	Total 2017-2021	Total 2022-2026	Total 2017-2026	Provincial Grants and Subsidies	Federal Subsidy	Development Charges	Reserves	Reserve Funds	Capital from Current	Other 1	Other2	Debt - Recoverable Debt	Total Financing		
TPA907979	Two Pay Station Booths CP 58 S2																								
1	1	Two Pay Station Booths CP 58 S2	28	S2	03	150	0	0	0	0	150	0	150	0	0	0	0	0	0	150	0	0	0	150	
		Sub-total				150	0	0	0	0	150	0	150	0	0	0	0	0	0	150	0	0	0	150	
TPA907990	Signage Illuminated CP 404 S2																								
1	1	Signage Illuminated CP 404 S2	23	S2	03	100	0	0	0	0	100	0	100	0	0	0	0	0	0	100	0	0	0	100	
		Sub-total				100	0	0	0	0	100	0	100	0	0	0	0	0	0	100	0	0	0	100	
TPA908027	CP 1 Retail upgrades																								
1	1	CP 1 Retail Upgrades 2015	27	S2	03	612	0	0	0	0	612	0	612	0	0	0	0	0	0	612	0	0	0	612	
		Sub-total				612	0	0	0	0	612	0	612	0	0	0	0	0	0	612	0	0	0	612	
TPA908089	2204, 2212 Eglinton W. (CP 673)																								
3	1	2204, 2212 Eglinton W. (CP 673) S2	15	S2	04	498	0	0	0	0	498	0	498	0	0	0	0	0	0	498	0	0	0	498	
3	2	2204, 2212 Eglinton W. (CP 673) 2016 S2	15	S2	04	285	0	0	0	0	285	0	285	0	0	0	0	0	0	285	0	0	0	285	
		Sub-total				783	0	0	0	0	783	0	783	0	0	0	0	0	0	783	0	0	0	783	
TPA908097	Upgrade to Retail and other components S2																								
3	1	Upgrade to Retail and other components S2	CW	S2	03	1,000	0	0	0	0	1,000	0	1,000	0	0	0	0	0	0	1,000	0	0	0	1,000	
		Sub-total				1,000	0	0	0	0	1,000	0	1,000	0	0	0	0	0	0	1,000	0	0	0	1,000	
TPA908110	Painting Upgrade CP 11 S2																								
2	1	Painting Upgrade CP 11 S2	22	S2	03	250	0	0	0	0	250	0	250	0	0	0	0	0	0	250	0	0	0	250	
		Sub-total				250	0	0	0	0	250	0	250	0	0	0	0	0	0	250	0	0	0	250	
TPA908111	Signage Upgrade CP 11 S2																								
2	1	Signage Upgrade CP 11 S2	22	S2	03	100	0	0	0	0	100	0	100	0	0	0	0	0	0	100	0	0	0	100	
		Sub-total				100	0	0	0	0	100	0	100	0	0	0	0	0	0	100	0	0	0	100	
TPA908112	Signage Upgrade CP 29 S2																								
2	1	Signage Upgrade CP 29 S2	22	S2	03	100	0	0	0	0	100	0	100	0	0	0	0	0	0	100	0	0	0	100	
		Sub-total				100	0	0	0	0	100	0	100	0	0	0	0	0	0	100	0	0	0	100	
TPA908124	2300 Lakeshore CP 533																								
1	1	2300 Lakeshore CP 533	06	S2	04	698	0	0	0	0	698	0	698	0	0	0	0	0	0	698	0	0	0	698	

CITY OF TORONTO

Gross Expenditures (\$000's)

Appendix 4: 2017 Cash Flow and Future Year Commitments

[illegible]

CITY OF TORONTO

Gross Expenditures (\$000's)

Appendix 4: 2017 Cash Flow and Future Year Commitments

Toronto Parking Authority																										
Sub-Project No. Project Name Ward Stat. Cat.							Current and Future Year Cash Flow Commitments						Current and Future Year Cash Flow Commitments Financed By													
							2017	2018	2019	2020	2021	Total 2017-2021	Total 2022-2026	Total 2017-2026	Provincial Grants and Subsidies	Federal Subsidy	Development Charges	Reserves	Reserve Funds	Capital from Current	Other 1	Other2	Debt - Recoverable Debt	Total Financing		
<u>TPA908360 Arrow/ Finch</u>																										
2	1	Arrow/ Finch	07	S4	04	5,000	0	0	0	0	5,000	0	5,000	0	0	0	0	0	0	0	5,000	0	0	5,000		
Sub-total						5,000	0	0	0	0	5,000	0	5,000	0	0	0	0	0	0	0	5,000	0	0	5,000		
<u>TPA908361 Maintenance Facility</u>																										
3	1	Maintenance Facility	CW	S4	04	5,000	0	0	0	0	5,000	0	5,000	0	0	0	0	0	0	5,000	0	0	0	5,000		
Sub-total						5,000	0	0	0	0	5,000	0	5,000	0	0	0	0	0	0	5,000	0	0	0	5,000		
<u>TPA908362 Distillery/ West Donlands</u>																										
3	1	Distillery/ West Donlands	28	S4	04	20,000	0	0	0	0	20,000	0	20,000	0	0	0	0	0	0	20,000	0	0	0	20,000		
Sub-total						20,000	0	0	0	0	20,000	0	20,000	0	0	0	0	0	0	20,000	0	0	0	20,000		
<u>TPA908363 Carpark Provision 2017</u>																										
3	1	Carpark Provision 2017	CW	S4	04	10,000	0	0	0	0	10,000	0	10,000	0	0	0	0	0	0	10,000	0	0	0	10,000		
Sub-total						10,000	0	0	0	0	10,000	0	10,000	0	0	0	0	0	0	10,000	0	0	0	10,000		
<u>TPA908364 Sub Station Replacement CP 26</u>																										
3	1	Sub Station Replacement CP 26	28	S4	03	150	0	0	0	0	150	0	150	0	0	0	0	0	0	150	0	0	0	150		
Sub-total						150	0	0	0	0	150	0	150	0	0	0	0	0	0	150	0	0	0	150		
<u>TPA908365 Sprinkler, Fire Alarm, Standpipe CP 111</u>																										
2	1	Sprinkler, Fire Alarm, Standpipe CP 111	19	S4	03	200	0	0	0	0	200	0	200	0	0	0	0	0	0	200	0	0	0	200		
Sub-total						200	0	0	0	0	200	0	200	0	0	0	0	0	0	200	0	0	0	200		
<u>TPA908366 Painting CP 52</u>																										
3	1	Painting CP 52	20	S4	03	200	0	0	0	0	200	0	200	0	0	0	0	0	0	200	0	0	0	200		
Sub-total						200	0	0	0	0	200	0	200	0	0	0	0	0	0	200	0	0	0	200		
<u>TPA908367 Ventitation Modification CP 34</u>																										
3	1	Ventilation Modification CP 34	27	S4	03	250	0	0	0	0	250	0	250	0	0	0	0	0	0	250	0	0	0	250		
Sub-total						250	0	0	0	0	250	0	250	0	0	0	0	0	0	250	0	0	0	250		
<u>TPA908368 Substation Replacement CP 43 (C1)</u>																										
3	1	Substation Replacement CP 43 (C1)	28	S4	03	250	0	0	0	0	250	0	250	0	0	0	0	0	0	250	0	0	0	250		
Sub-total						250	0	0	0	0	250	0	250	0	0	0	0	0	0	250	0	0	0	250		
<u>TPA908369 Sprinkler, Fire Alarm, Standpipe CP 42</u>																										

CITY OF TORONTO

Gross Expenditures (\$000's)

Appendix 4: 2017 Cash Flow and Future Year Commitments

[illegible]

CITY OF TORONTO

Gross Expenditures (\$000's)
Appendix 4: 2017 Cash Flow and Future Year Commitments

Toronto Parking Authority																											
<div>Sub-Project No. Project Name</div> <div>PrioritySubProj No. Sub-project Name</div> <div>Ward Stat. Cat.</div>							Current and Future Year Cash Flow Commitments						Current and Future Year Cash Flow Commitments Financed By														
												Total	Total	Total													Total
							2017	2018	2019	2020	2021	2017-2021	2022-2026	2017-2026	Provincial Grants and Subsidies	Federal Subsidy	Development Charges	Reserves	Reserve Funds	Capital from Current	Other 1	Other2	Debt - Recoverable Debt	Financing			
TPA908399 51 Dockside Drive																											
1	1	51 Dockside Drive	28	S4	04		16,400	0	0	0	0	16,400	0	16,400	0	0	0	0	0	0	16,400	0	0	0	16,400		
Sub-total							16,400	0	0	0	0	16,400	0	16,400	0	0	0	0	0	0	16,400	0	0	0	16,400		
Total Program Expenditure							128,335	0	0	0	0	128,335	0	128,335	0	0	0	0	0	0	118,485	9,850	0	0	128,335		

CITY OF TORONTO

Gross Expenditures (\$000's)

Appendix 4: 2017 Cash Flow and Future Year Commitments

Toronto Parking Authority																									
						Current and Future Year Cash Flow Commitments and Estimates							Current and Future Year Cash Flow Commitments and Estimates Financed By												
Sub- Priority	Project No. SubProj No.	Project Name Sub-project Name	Ward	Stat.	Cat.	2017	2018	2019	2020	2021	Total 2017-2021	Total 2022-2026	Total 2017-2026	Provincial Grants and Subsidies	Federal Subsidy	Development Charges	Reserve Reserves	Reserve Funds	Capital from Current	Other 1	Other2	Debt - Recoverable Debt	Total Financing		
Financed By:																									
		Other1 (Internal)				118,485	0	0	0	0	118,485	0	118,485	0	0	0	0	0	0	118,485	0	0	0	118,485	
		Other2 (External)				9,850	0	0	0	0	9,850	0	9,850	0	0	0	0	0	0	0	9,850	0	0	9,850	
Total Program Financing						128,335	0	0	0	0	128,335	0	128,335	0	0	0	0	0	0	118,485	9,850	0	0	128,335	

Status Code	Description
S2	S2 Prior Year (With 2017 and/or Future Year Cashflow)
S3	S3 Prior Year - Change of Scope 2017 and/or Future Year Cost(Cashflow)
S4	S4 New - Stand-Alone Project (Current Year Only)
S5	S5 New (On-going or Phased Projects)

Category Code	Description
01	Health and Safety C01
02	Legislated C02
03	State of Good Repair C03
04	Service Improvement and Enhancement C04
05	Growth Related C05
06	Reserved Category 1 C06
07	Reserved Category 2 C07

Appendix 5

2017 Capital Budget with Financing Detail

(Phase 5) 09-Toronto Parking Authority

Sub-Project Category: 01,02,03,04,05,06,07

Type: B Sub-Project Status: S2

Type: C Sub-Project Status: S2,S3,S4,S5



CITY OF TORONTO

Appendix 5: 2017 Capital Budget with Financing Detail

Toronto Parking Authority

Sub-Project Summary

Project/Financing

Priority Project Project Name

Project/Financing					2017	Financing									
Priority	Project	Project Name	Start Date	Completion Date	Cash Flow	Provincial Grants Subsidies	Federal Subsidy	Developmt Charges	Reserves	Reserve Funds	Capital From Current	Other 1	Other 2	Debt	Debt - Recoverable
1	TPA907479	P&D On-line Credit Card Auth													
2		7 P&D On-line Credit Card Auth 2017	01/01/2017	12/31/2017	485	0	0	0	0	0	0	485	0	0	0
		Project Sub-total:			485	0	0	0	0	0	0	485	0	0	0
1	TPA907973	Painting Stage 2 CP 36													
0		2 Painting Stage 2 CP 36 2017	01/01/2017	12/31/2017	95	0	0	0	0	0	0	95	0	0	0
1		1 Painting Stage 2 CP 36	01/01/2014	12/31/2017	305	0	0	0	0	0	0	305	0	0	0
		Project Sub-total:			400	0	0	0	0	0	0	400	0	0	0
1	TPA907974	Signage Upgrade Illuminated CP 43 S2													
1		1 Signage Upgrade Illuminated CP 43 S2	01/01/2014	07/31/2010	200	0	0	0	0	0	0	200	0	0	0
		Project Sub-total:			200	0	0	0	0	0	0	200	0	0	0
1	TPA907977	Signage upgrade Illuminated CP 52 S2													
1		1 Signage Upgrade Illuminated CP 52 2016 S2	01/01/2014	12/31/2016	150	0	0	0	0	0	0	150	0	0	0
		Project Sub-total:			150	0	0	0	0	0	0	150	0	0	0
1	TPA907978	CP 58 Resurfacing Fencing S2													
1		1 CP 58 Resurfacing and New Fence S2	01/01/2014	12/31/2016	250	0	0	0	0	0	0	250	0	0	0
		Project Sub-total:			250	0	0	0	0	0	0	250	0	0	0
1	TPA907979	Two Pay Station Booths CP 58 S2													
1		1 Two Pay Station Booths CP 58 S2	01/01/2014	12/31/2017	150	0	0	0	0	0	0	150	0	0	0
		Project Sub-total:			150	0	0	0	0	0	0	150	0	0	0
1	TPA907990	Signage Illuminated CP 404 S2													
1		1 Signage Illuminated CP 404 S2	01/01/2014	12/31/2017	100	0	0	0	0	0	0	100	0	0	0
		Project Sub-total:			100	0	0	0	0	0	0	100	0	0	0
1	TPA908027	CP 1 Retail upgrades													
1		1 CP 1 Retail Upgrades 2015	01/01/2014	12/31/2017	612	0	0	0	0	0	0	612	0	0	0
		Project Sub-total:			612	0	0	0	0	0	0	612	0	0	0
1	TPA908124	2300 Lakeshore CP 533													
1		1 2300 Lakeshore CP 533	01/01/2013	12/31/2017	698	0	0	0	0	0	0	698	0	0	0
1		2 Lakeshore CP 533 2017	06/26/2016	12/31/2017	101	0	0	0	0	0	0	101	0	0	0
		Project Sub-total:			799	0	0	0	0	0	0	799	0	0	0
1	TPA908132	P&D 3D Modem adn Emulation Board													
1		1 P&D 3D Modem and Emulation Board 2015	01/01/2015	12/31/2016	1,542	0	0	0	0	0	0	1,542	0	0	0
		Project Sub-total:			1,542	0	0	0	0	0	0	1,542	0	0	0



CITY OF TORONTO

Appendix 5: 2017 Capital Budget with Financing Detail

Toronto Parking Authority

Sub-Project Summary

Project/Financing					2017	Financing									
Priority	Project	Project Name	Start Date	Completion Date	Cash Flow	Provincial Grants Subsidies	Federal Subsidy	Developmt Charges	Reserves	Reserve Funds	Capital From Current	Other 1	Other 2	Debt	Debt - Recoverable
1	TPA908399	51 Dockside Drive													
1	1	51 Dockside Drive	01/01/2017	12/31/2017	16,400	0	0	0	0	0	0	16,400	0	0	0
		Project Sub-total:			16,400	0	0	0	0	0	0	16,400	0	0	0
2	TPA000051	Davisville/Yonge													
2	3	Davisville/ Yonge	01/16/2017	12/31/2018	300	0	0	0	0	0	0	300	0	0	0
		Project Sub-total:			300	0	0	0	0	0	0	300	0	0	0
2	TPA907794	Redevelopment of CP 217 (JV)													
3	2	Redevelopment of CP 217	01/01/2017	12/31/2017	10,600	0	0	0	0	0	0	8,700	1,900	0	0
		Project Sub-total:			10,600	0	0	0	0	0	0	8,700	1,900	0	0
2	TPA908110	Painting Upgrade CP 11 S2													
2	1	Painting Upgrade CP 11 S2	01/01/2015	12/31/2017	250	0	0	0	0	0	0	250	0	0	0
		Project Sub-total:			250	0	0	0	0	0	0	250	0	0	0
2	TPA908111	Signage Upgrade CP 11 S2													
2	1	Signage Upgrade CP 11 S2	01/01/2015	12/31/2017	100	0	0	0	0	0	0	100	0	0	0
		Project Sub-total:			100	0	0	0	0	0	0	100	0	0	0
2	TPA908112	Signage Upgrade CP 29 S2													
2	1	Signage Upgrade CP 29 S2	01/01/2015	12/31/2017	100	0	0	0	0	0	0	100	0	0	0
		Project Sub-total:			100	0	0	0	0	0	0	100	0	0	0
2	TPA908206	1220-1222 Wilson													
1	2	1220-1222 Wilson 2017	01/01/2016	12/31/2017	1,200	0	0	0	0	0	0	1,200	0	0	0
2	1	1220-1222 Wilson	01/01/2016	12/31/2016	975	0	0	0	0	0	0	975	0	0	0
		Project Sub-total:			2,175	0	0	0	0	0	0	2,175	0	0	0
2	TPA908208	775 King Street W, CP 272													
2	1	775 King St. W. CP 272	01/01/2016	12/31/2017	6,000	0	0	0	0	0	0	6,000	0	0	0
		Project Sub-total:			6,000	0	0	0	0	0	0	6,000	0	0	0
2	TPA908210	New Entrance Signage CP 52 S2													
2	2	New Entrance Signage CP 52 S2	01/01/2016	12/31/2016	100	0	0	0	0	0	0	100	0	0	0
		Project Sub-total:			100	0	0	0	0	0	0	100	0	0	0
2	TPA908211	Lighting Upgrade CP 11 S2													
2	1	Lighting Upgrade CP 11 S2	07/03/2015	12/31/2017	850	0	0	0	0	0	0	850	0	0	0
		Project Sub-total:			850	0	0	0	0	0	0	850	0	0	0

(Phase 5) 09-Toronto Parking Authority

Sub-Project Category: 01,02,03,04,05,06,07

Type: B Sub-Project Status: S2

Type: C Sub-Project Status: S2,S3,S4,S5



CITY OF TORONTO

Appendix 5: 2017 Capital Budget with Financing Detail

Toronto Parking Authority

Sub-Project Summary

Project/Financing			Start Date	Completion Date	2017 Cash Flow	Financing									
Priority	Project	Project Name				Provincial Grants Subsidies	Federal Subsidy	Developmt Charges	Reserves	Reserve Funds	Capital From Current	Other 1	Other 2	Debt	Debt - Recoverable
2	TPA908222	Painting Upgrade CP 26 S2													
2	1	Painting Upgrade CP 26 S2	01/01/2016	12/31/2016	300	0	0	0	0	0	0	300	0	0	0
		Project Sub-total:			300	0	0	0	0	0	0	300	0	0	0
2	TPA908223	Signage Upgrade CP 26 S2													
2	1	Signage Upgrade CP 26 S2	01/01/2016	12/31/2017	100	0	0	0	0	0	0	100	0	0	0
		Project Sub-total:			100	0	0	0	0	0	0	100	0	0	0
2	TPA908360	Arrow/ Finch													
2	1	Arrow/ Finch	01/01/2017	12/31/2017	5,000	0	0	0	0	0	0	0	5,000	0	0
		Project Sub-total:			5,000	0	0	0	0	0	0	0	5,000	0	0
2	TPA908365	Sprinkler, Fire Alarm, Standpipe CP 111													
2	1	Sprinkler, Fire Alarm, Standpipe CP 111	01/01/2017	12/31/2017	200	0	0	0	0	0	0	200	0	0	0
		Project Sub-total:			200	0	0	0	0	0	0	200	0	0	0
2	TPA908375	PACE Portfolio													
3	1	PACE Portfolio	01/01/2017	12/31/2017	21,000	0	0	0	0	0	0	21,000	0	0	0
		Project Sub-total:			21,000	0	0	0	0	0	0	21,000	0	0	0
3	TPA906239	St. Clair/ Oakwood													
3	2	St. Clair/ Oakwood	01/01/2017	12/31/2017	300	0	0	0	0	0	0	300	0	0	0
		Project Sub-total:			300	0	0	0	0	0	0	300	0	0	0
3	TPA906551	Rosedale/ Woodlawn													
2	1	Rosedale/ Woodlawn	01/01/2016	12/31/2016	100	0	0	0	0	0	0	100	0	0	0
		Project Sub-total:			100	0	0	0	0	0	0	100	0	0	0
3	TPA907469	CP 1 - Additional of 2 Levels													
2	6	CP 1 - Additional of 2 Levels 2016	01/01/2016	12/31/2016	2,500	0	0	0	0	0	0	2,500	0	0	0
		Project Sub-total:			2,500	0	0	0	0	0	0	2,500	0	0	0
3	TPA907610	Avenue, N. of Lawrence (Caribou)													
0	1	Avenue, N. of Lawrence (Caribou) S2	01/01/2015	12/31/2016	326	0	0	0	0	0	0	326	0	0	0
3	2	Avenue, N of Lawrence (Caribou) 2017	01/01/2017	12/31/2011	418	0	0	0	0	0	0	418	0	0	0
		Project Sub-total:			744	0	0	0	0	0	0	744	0	0	0
3	TPA907702	Chinahouse (CP 655)													
3	1	Chinahouse (CP 655)	01/01/2014	12/31/2017	9,800	0	0	0	0	0	0	6,950	2,850	0	0
		Project Sub-total:			9,800	0	0	0	0	0	0	6,950	2,850	0	0

(Phase 5) 09-Toronto Parking Authority

Sub-Project Category: 01,02,03,04,05,06,07

Type: B Sub-Project Status: S2

Type: C Sub-Project Status: S2,S3,S4,S5



CITY OF TORONTO

Appendix 5: 2017 Capital Budget with Financing Detail

Toronto Parking Authority

Sub-Project Summary

Project/Financing					2017	Financing									
Priority	Project	Project Name	Start Date	Completion Date	Cash Flow	Provincial Grants Subsidies	Federal Subsidy	Developmt Charges	Reserves	Reserve Funds	Capital From Current	Other 1	Other 2	Debt	Debt - Recoverable
3	<u>TPA907703</u>	<u>Redevelopment of CP 5 (JV)</u>													
3	1	Redevelopment of CP 5 (JV)	01/01/2016	12/31/2019	100	0	0	0	0	0	0	0	100	0	0
		Project Sub-total:			100	0	0	0	0	0	0	0	100	0	0
3	<u>TPA907736</u>	<u>Pay & Display Equip. Zeag 2013-2014 S2</u>													
3	2	Pay & Display Equip, Zeag 2013-2014 S2	01/01/2011	12/31/2015	850	0	0	0	0	0	0	850	0	0	0
		Project Sub-total:			850	0	0	0	0	0	0	850	0	0	0
3	<u>TPA907960</u>	<u>242 Danforth, E. of Broadview (CP 78 extension)</u>													
0	1	242 Danforth, E. of Broadview (CP 78 extension) S2	01/01/2014	12/31/2014	45	0	0	0	0	0	0	45	0	0	0
0	2	242 Dnaforth, E. of Broadview (CP 78 exten) 2016	01/01/2021	12/31/2021	400	0	0	0	0	0	0	400	0	0	0
1	3	242 Danforth E (CP 78 extension) 2017	01/01/2011	12/31/2011	300	0	0	0	0	0	0	300	0	0	0
		Project Sub-total:			745	0	0	0	0	0	0	745	0	0	0
3	<u>TPA907961</u>	<u>Oakwood, E. of Eglinton (#2) S2</u>													
3	1	Oakwood, E. of Eglinton (#2) S2	01/01/2017	12/31/2017	700	0	0	0	0	0	0	700	0	0	0
		Project Sub-total:			700	0	0	0	0	0	0	700	0	0	0
3	<u>TPA908089</u>	<u>2204, 2212 Eglinton W. (CP 673)</u>													
3	1	2204, 2212 Eglinton W. (CP 673) S2	01/01/2015	12/31/2016	498	0	0	0	0	0	0	498	0	0	0
3	2	2204, 2212 Eglinton W. (CP 673) 2016 S2	01/01/2016	12/31/2017	285	0	0	0	0	0	0	285	0	0	0
		Project Sub-total:			783	0	0	0	0	0	0	783	0	0	0
3	<u>TPA908097</u>	<u>Upgrade to Retail and other components S2</u>													
3	1	Upgrade to Retail and other components S2	01/01/2016	12/31/2017	1,000	0	0	0	0	0	0	1,000	0	0	0
		Project Sub-total:			1,000	0	0	0	0	0	0	1,000	0	0	0
3	<u>TPA908361</u>	<u>Maintenance Facility</u>													
3	1	Maintenance Facility	01/01/2017	12/31/2017	5,000	0	0	0	0	0	0	5,000	0	0	0
		Project Sub-total:			5,000	0	0	0	0	0	0	5,000	0	0	0
3	<u>TPA908362</u>	<u>Distillery/ West Donlands</u>													
3	1	Distillery/ West Donlands	01/01/2017	12/31/2017	20,000	0	0	0	0	0	0	20,000	0	0	0
		Project Sub-total:			20,000	0	0	0	0	0	0	20,000	0	0	0
3	<u>TPA908363</u>	<u>Carpark Provision 2017</u>													
3	1	Carpark Provision 2017	01/01/2017	12/31/2017	10,000	0	0	0	0	0	0	10,000	0	0	0
		Project Sub-total:			10,000	0	0	0	0	0	0	10,000	0	0	0



CITY OF TORONTO

Appendix 5: 2017 Capital Budget with Financing Detail

Toronto Parking Authority

Sub-Project Summary

Project/Financing					2017	Financing									
Priority	Project	Project Name	Start Date	Completion Date	Cash Flow	Provincial Grants Subsidies	Federal Subsidy	Developmt Charges	Reserves	Reserve Funds	Capital From Current	Other 1	Other 2	Debt	Debt - Recoverable
3	TPA908364	Sub Station Replacement CP 26													
3	1	Sub Station Replacement CP 26	01/01/2017	12/31/2017	150	0	0	0	0	0	0	150	0	0	0
		Project Sub-total:			150	0	0	0	0	0	0	150	0	0	0
3	TPA908366	Painting CP 52													
3	1	Painting CP 52	01/01/2017	12/31/2017	200	0	0	0	0	0	0	200	0	0	0
		Project Sub-total:			200	0	0	0	0	0	0	200	0	0	0
3	TPA908367	Ventitation Modification CP 34													
3	1	Ventilation Modification CP 34	01/01/2017	12/31/2017	250	0	0	0	0	0	0	250	0	0	0
		Project Sub-total:			250	0	0	0	0	0	0	250	0	0	0
3	TPA908368	Substation Replacement CP 43 (C1)													
3	1	Substation Replacement CP 43 (C1)	01/01/2017	12/31/2017	250	0	0	0	0	0	0	250	0	0	0
		Project Sub-total:			250	0	0	0	0	0	0	250	0	0	0
3	TPA908369	Sprinkler, Fire Alarm, Standpipe CP 42													
3	1	Sprinkler, Fire Alarm, Standpipe CP 42	01/01/2017	12/31/2017	400	0	0	0	0	0	0	400	0	0	0
		Project Sub-total:			400	0	0	0	0	0	0	400	0	0	0
3	TPA908370	Painting CP 43													
3	1	Painting CP 43	01/01/2017	12/31/2017	500	0	0	0	0	0	0	500	0	0	0
		Project Sub-total:			500	0	0	0	0	0	0	500	0	0	0
3	TPA908371	Parking Guidance System													
3	1	Parking Guidance System	01/01/2017	12/31/2017	500	0	0	0	0	0	0	500	0	0	0
		Project Sub-total:			500	0	0	0	0	0	0	500	0	0	0
3	TPA908372	Entrance Signage CP 52													
3	1	Entrance Signage CP 52	01/01/2017	12/31/2017	1,400	0	0	0	0	0	0	1,400	0	0	0
		Project Sub-total:			1,400	0	0	0	0	0	0	1,400	0	0	0
3	TPA908373	Greening Plus 2017 Various CP's													
3	1	Greening Plus 2017 Various CP's	01/01/2017	12/31/2017	1,700	0	0	0	0	0	0	1,700	0	0	0
		Project Sub-total:			1,700	0	0	0	0	0	0	1,700	0	0	0
3	TPA908374	Exhaust Fan, Drain, Concrete CP 36													
3	1	Exhaust Fan, Drain, Concrete CP 36	01/01/2017	12/31/2017	2,000	0	0	0	0	0	0	2,000	0	0	0
		Project Sub-total:			2,000	0	0	0	0	0	0	2,000	0	0	0

(Phase 5) 09-Toronto Parking Authority

Sub-Project Category: 01,02,03,04,05,06,07

Type: B Sub-Project Status: S2

Type: C Sub-Project Status: S2,S3,S4,S5



CITY OF TORONTO

Appendix 5: 2017 Capital Budget with Financing Detail

Toronto Parking Authority

Sub-Project Summary

Project/Financing

Priority Project Project Name

Project/Financing					2017	Financing									
Priority	Project	Project Name	Start Date	Completion Date	Cash Flow	Provincial Grants Subsidies	Federal Subsidy	Developmt Charges	Reserves	Reserve Funds	Capital From Current	Other 1	Other 2	Debt	Debt - Recoverable
3	TPA908381	437 Rogers Road													
3	1 437 Rogers Road		01/01/2015	12/31/2017	200	0	0	0	0	0	0	200	0	0	0
Project Sub-total:					200	0	0	0	0	0	0	200	0	0	0
Program Total:					128,335	0	0	0	0	0	0	118,485	9,850	0	0

Status Code Description

S2 S2 Prior Year (With 2017 and/or Future Year Cashflow)
 S3 S3 Prior Year - Change of Scope 2017 and/or Future Year Cost(Cashflow)
 S4 S4 New - Stand-Alone Project (Current Year Only)
 S5 S5 New (On-going or Phased Projects)

Category Code Description

01 Health and Safety C01
 02 Legislated C02
 03 State of Good Repair C03
 04 Service Improvement and Enhancement C04
 05 Growth Related C05
 06 Reserved Category 1 C06
 07 Reserved Category 2 C07

Appendix 6

Reserve / Reserve Fund Review

Reserve / Reserve Fund – Program Specific (\$000s)

Reserve / Reserve Fund Name	Project / SubProject Name and Number	Projected Balance as at Dec 31, 2016*	Contributions / (Withdrawals)										
			2017	2018	2019	2020	2021	2022	2023	2024	2025	2026	Total
Toronto Parking Authority Capital Expenditure Reserve (XR6002)	Beginning Balance	3,345	3,421	3,821	4,229	4,646	5,370	1,609	2,698	3,808	2,441	3,597	
	Withdrawals (-)						(4,500)						(4,500)
	Harbourfront									(2,500)			(2,500)
	Expanded Facilities - Bloor St Cabbagetown											(2,400)	(2,400)
	Bloor/ Dundas											(2,900)	(2,900)
	Total Withdrawals		-	-	-	-	(4,500)	-	-	(2,500)	-	(5,300)	(12,300)
	Contributions (+)												
	Projected Profits and Interest	76	400	408	416	724	739	1,089	1,111	1,133	1,155	2,102	9,353
	Total Contributions	76	400	408	416	724	739	1,089	1,111	1,133	1,155	2,102	9,353
Total Reserve Fund Balance at Year-End		3,421	3,821	4,229	4,646	5,370	1,609	2,698	3,808	2,441	3,597	399	

* Based on the 2016 Q3 Variance Report

Reserve / Reserve Fund Name	Project / SubProject Name and Number	Projected Balance as at Dec 31, 2016*	Contributions / (Withdrawals)										
			2017	2018	2019	2020	2021	2022	2023	2024	2025	2026	Total
Parking Payment in Liu Reserve Fund (XR1016)	Beginning Balance	1,856	1,886	1,916	1,946	1,976	2,006	2,036	2,066	2,096	2,126	2,156	
	Withdrawals (-)												
	College/Dovercourt											(2,000)	(2,000)
	Total Withdrawals		-	-	-	-	-	-	-	-	-	(2,000)	(2,000)
	Contributions (+)												
	Projected Profits and Interest	30	30	30	30	30	30	30	30	30	30	30	330
Total Reserve Fund Balance at Year-End		1,886	1,916	1,946	1,976	2,006	2,036	2,066	2,096	2,126	2,156	186	

* Based on the 2016 Q3 Variance Report