

Toronto 2017 BUDGET



CAPITAL PROGRAM SUMMARY



Toronto and Region Conservation Authority

2017 – 2026 CAPITAL BUDGET AND PLAN OVERVIEW

TRCA has stewardship of assets which are comprised of land, land improvements, buildings, infrastructure and capital work-in-progress in the Don, Rouge, Highland, Etobicoke, Mimico and Humber watersheds, as well as along the waterfront. On a watershed by watershed basis, the mandate of the TRCA spans from flood management, to safeguarding water quality, to protecting aquatic communities to ensuring ecological integrity. TRCA, together with its partners in the community, will continue working towards transforming the Toronto region into a Living City by working to create a healthy and resilient landscape, to ensure the health and well-being of all residents.

Approximately \$174.637 million or 95.0% of funding included in the 2017 – 2026 Capital Budget and Plan is allocated to State of Good Repair projects which provide funding for major maintenance of existing waterfront erosion control structures, environmental rehabilitation, watershed monitoring and management, facilities retrofit, and damage caused by high intensity and localized storms.

The 10-Year Capital Plan also allocates \$9.260 million or 5.0% of total funding for Waterfront Planning (\$1.320 million) and the Long Term Accommodation Project (\$7.940 million).

toronto.ca/budget2017

CONTENTS

Overview

1: 10-Year Capital Plan [5](#)

2: Issues for Discussion [17](#)

Appendices:

1. 2016 Performance [24](#)

2. 10-Year Capital Plan Summary [26](#)

3. 2017 Capital Budget; 2018-2026
Capital Plan [27](#)

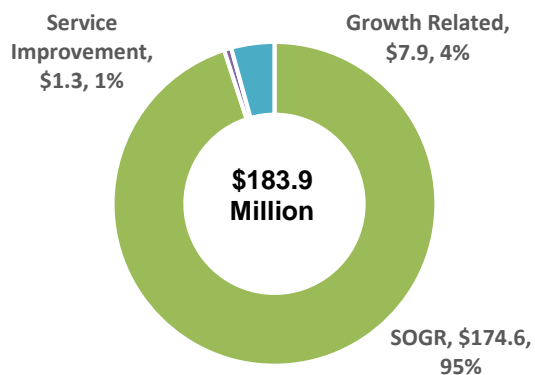
4. 2017 Cash Flow & Future Year
Commitments [31](#)

5. 2017 Capital Projects with
Financing Detail [35](#)

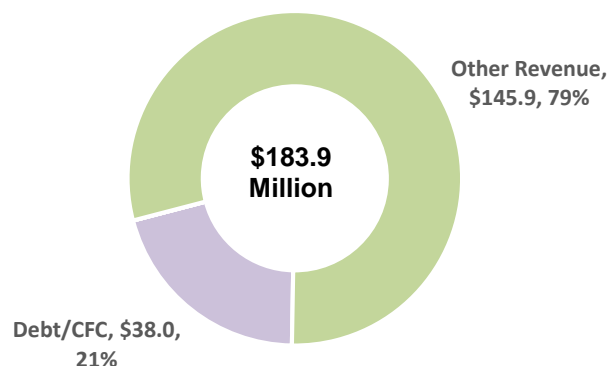
6. 2017 Reserve / Reserve Fund
Review N/A

Capital Spending and Financing

2017-2026 Capital Budget and Plan By Project Category



By Funding Source



Where the money goes:

The 2017–2026 Capital Budget and Plan totalling \$183.897 million provides funding for:

- State of Good Repair (SOGR) projects representing the largest portion of funding, to maintain assets, including:
 - Major maintenance of existing waterfront erosion control structures;
 - Environmental rehabilitation
 - Watershed monitoring and management;
 - Facilities retrofit; and
 - Damage caused by high intensity and localized storms.
- Service Improvements projects include waterfront development at Tommy Thompson Park.
- Growth projects fund the TRCA's Long Term Accommodation Plan.

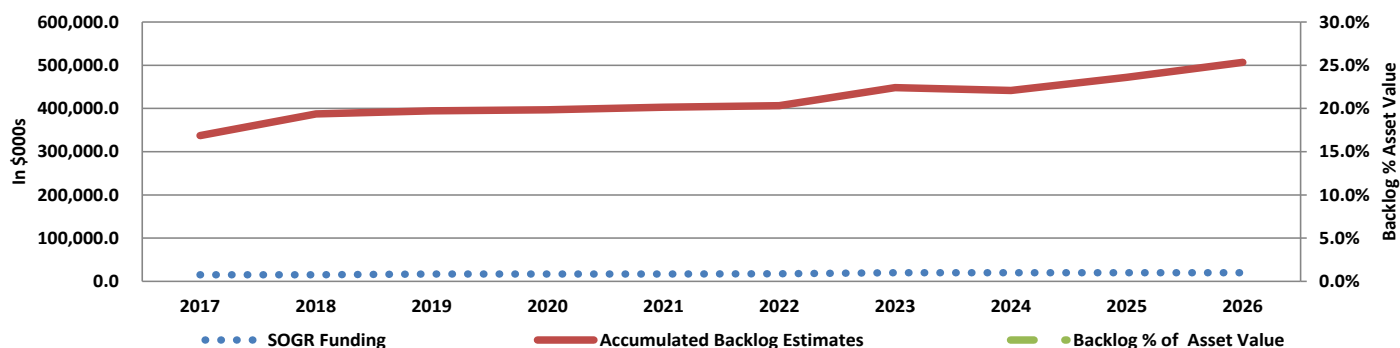
Where the money comes from:

The 10-Year Capital Plan requires:

- New debt funding of \$38.000 million comprises 20.7% of TRCA's 10-year capital funding which is in line with the debt affordability guideline in each year of the 10-year planning period.
- Other revenue of \$145.897 million or 79.3% of the 10-Year Capital Plan is from Toronto Water comprised of a \$47.897 million contribution towards TRCA projects related to water quality and quantity and supplementary funding of \$98.000 million for projects that will address specifically critical erosion issues.

State of Good Repair Backlog

The 10-Year Capital Plan includes cash flow funding of \$174.637 million for State of Good Repair to address the backlog. The SOGR backlog as a % of asset replacement value will decrease from 50.4% in 2017 to 24.9% in 2026.



Our Key Issues & Priority Actions

- **Asset Management Program** – In 2017, TRCA will develop an asset management strategy, which will ensure optimal management of the physical assets to improve utilization and performance, reduce capital costs, reduce asset-related operating costs, extend asset life and subsequently improve overall performance.
- Continued **urban expansion and intensification** projects in Toronto will continue to compromise natural features, communities and processes. As **climate change** continues to progress, the number of sites requiring restoration and/or regeneration is anticipated to increase.
- Funding for **waterfront infrastructure** repair has not kept pace with emerging need. Options include significant capital investment or continued deterioration of waterfront assets.
- A **sustainable funding source** is required to support the watershed priorities and address community needs that encompass variety of initiatives, such as the restoration of the natural environment, the creation of recreation and transportation infrastructure such as visitor's centres, public access to the water, trails, and cycling paths.

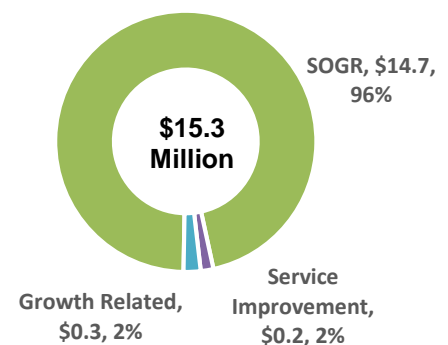


2017 Capital Budget Highlights

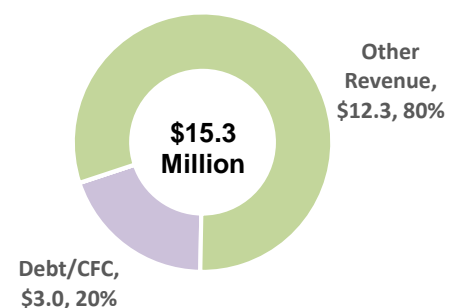
The 2017 Capital Budget for Toronto and Region Conservation Authority of \$15.275 million, excluding carry forward funding will enable the TRCA to continue:

- Critical Erosion & Flood works (\$8.0 million) to address critical erosion control needs and damage caused by various storms.
- Living City Action Plan & Greenspace Acquisition (\$2.980 million) for monitoring and re-naturalization of watercourses, water quality and habitat improvements.
- Waterfront & Valley Erosion Control (\$1.550 million) for valley and shoreline erosion protection initiatives.
- Waterfront Development (\$1.473 million) for site preparation and monitoring at various waterfront sites.
- Black Creek Village Retrofit (\$0.371 million) to address the backlog of restoration and major maintenance.
- TRCA Administrative Infrastructure and Information Technology Improvements (\$0.801 million) for facility retrofits and to upgrade and replace TRCA's information systems.

2017 Capital Budget By Project Category



By Funding Source



Council Approved Budget

City Council approved the following recommendations:

1. City Council approve the 2017 Capital Budget for Toronto and Region Conservation Authority with a total project cost and 2017 cash flow of \$15.275 million and future year funding commitments of \$0.322 million in 2018, \$0.322 million in 2019, \$0.322 million in 2020, \$0.322 million in 2021; \$0.322 million in 2022, \$1.502 million in 2023; \$1.502 million in 2024, \$1.502 million in 2025; and \$1.502 million in 2026.
2. City Council approve the 2018-2026 Capital Plan for Toronto and Region Conservation Authority totalling \$161.004 million in project estimates, comprised of \$15.060 million for 2018; \$16.670 million for 2019; \$16.782 million for 2020; \$16.897 million for 2021; \$17.015 million for 2022; \$19.456 million for 2023; \$19.580 million in 2024; \$19.707 million in 2025; and \$19.837 million in 2026.
3. City Council request that the Chief Executive Officer of the Toronto and Region Conservation, in consultation with the General Managers of Parks, Forestry & Recreation, Toronto Water, and Transportation Services to continue to work together to develop the business cases for the unfunded priority projects consistent with the City of Toronto's Capital Budget Instructions and Guidelines for consideration in the 2018-2027 Capital Plan.
4. City Council request that, once the Environmental Assessment for the Scarborough Waterfront Project is complete, the Chief Executive Officer of the Toronto and Region Conservation Authority, and the Chief Financial Officer with input from the appropriate City staff will review the elements and requirements according to funding eligibility prior to the 2018 Budget process.
5. City Council request the Chief Executive Officer of the Toronto and Region Conservation Authority to report back on a potential Capital Master Plan as part of the 2018 Budget process to assist with the development of a long range funding strategy to address watershed priority projects.
6. City Council approve the City's share of the Toronto and Region Conservation Authority's Long Term Accommodation project in the amount of \$38.617 million to be paid over a period of 33 years.
7. City Council request the Toronto and Region Conservation Authority, in cooperation with its member municipalities, the Toronto Wildlife Centre, the Provincial and Federal Governments and other potential partners, to develop a project under the Conservation Authorities Act to establish a Toronto Region Wildlife Rescue and Rehabilitation Centre, and to include in the Toronto and Region Conservation Authorities' 2018 Budget submission, the necessary funds to continue work on the project.



Part 1:

10-Year Capital Plan

Figure 1a
10-Year Capital Plan
2017 Capital Budget and 2018 - 2021 Capital Plan

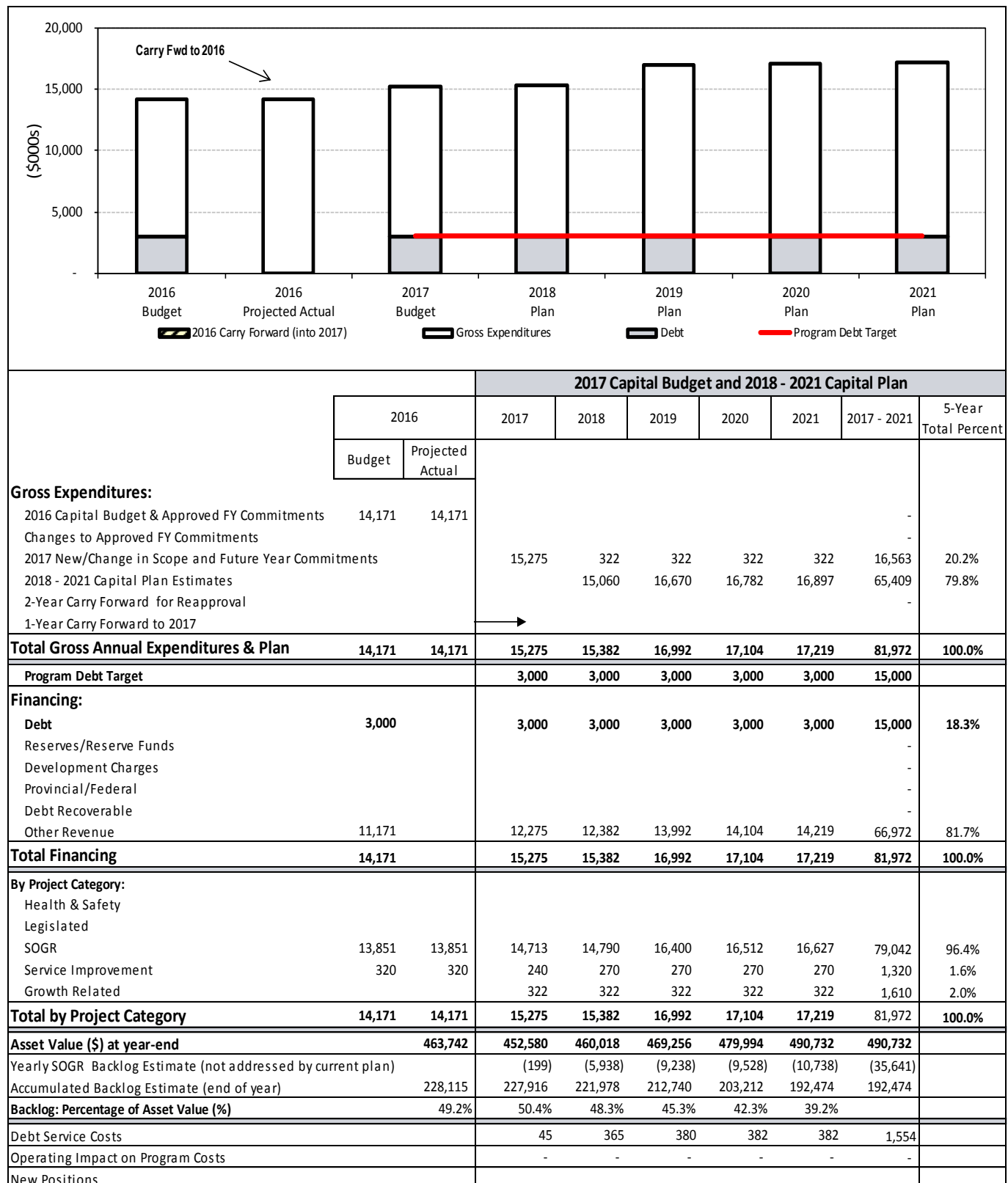
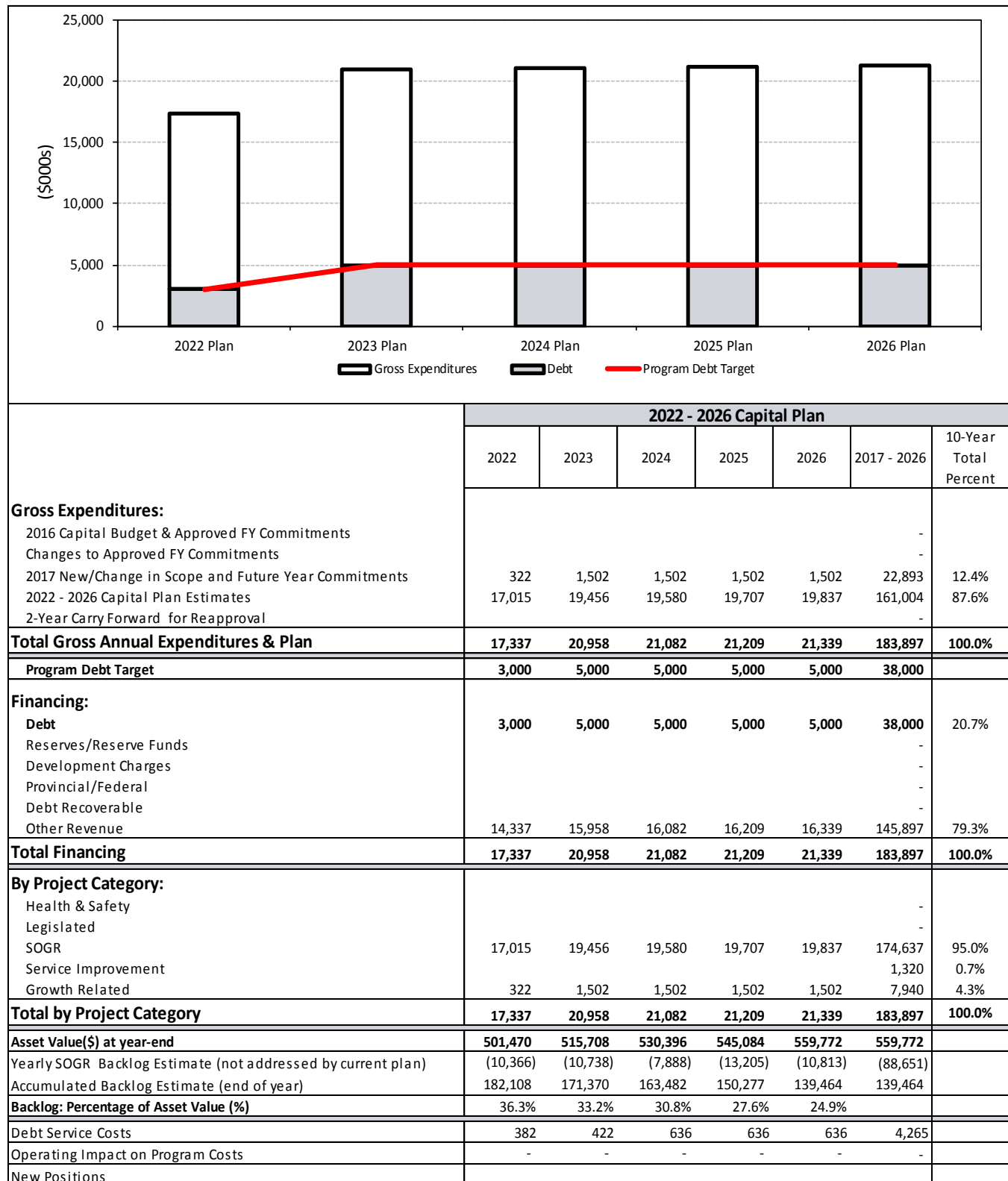


Table 1b
10-Year Capital Plan
2022 - 2026 Capital Plan

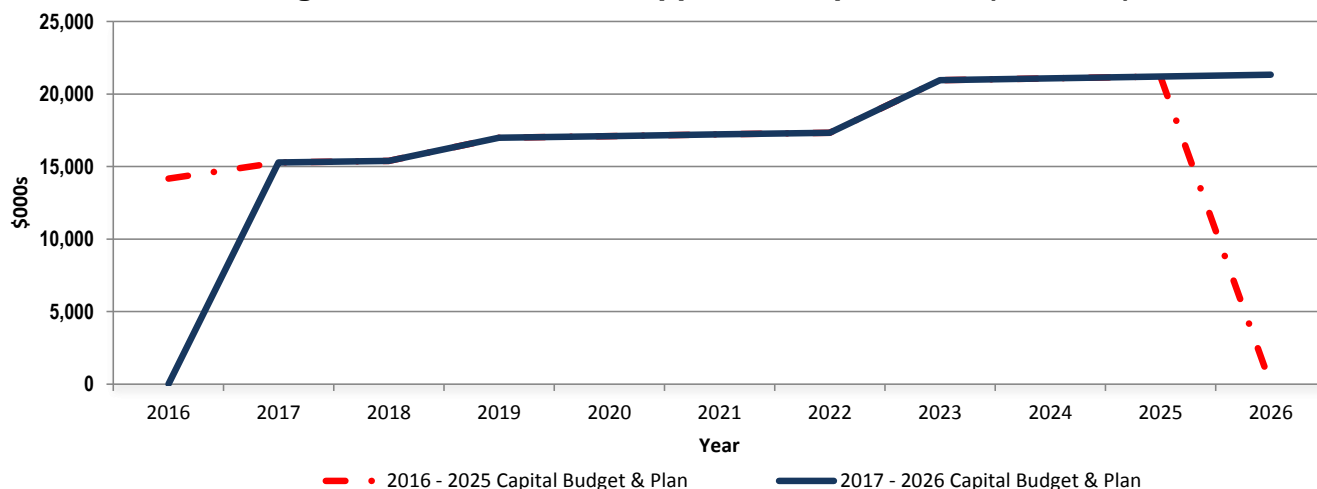


Key Changes to the 2016 - 2025 Approved Capital Plan

The 2017 Capital Budget and the 2018 – 2026 Capital Plan reflects an increase of \$7.168 million in capital funding from the 2016 - 2025 Approved Capital Plan.

The chart and table below provide a breakdown of the \$7.168 million or 4.1% increase in the Capital Program on an annual basis from 2016 to 2026.

Chart 1
Changes to the 2016 - 2025 Approved Capital Plan (In \$000s)



(\$000s)	2016	2017	2018	2019	2020	2021	2022	2023	2024	2025	2026	10-Year Total
2016 - 2025	14,171	15,275	15,382	16,992	17,104	17,219	17,337	20,958	21,082	21,209		176,729
2017 - 2026		15,275	15,382	16,992	17,104	17,219	17,337	20,958	21,082	21,209	21,339	183,897
Change %		0.0%	0.0%	0.0%	0.0%	0.0%	0.0%	0.0%	0.0%	0.0%		4.1%
Change \$		0	0	0	0	0	0	0	0	0		7,168

As made evident in the chart above, the \$7.168 million increase in the Capital Program reflects the annual 2.5% increases from Toronto Water that has been historically applied annually to critical erosion control and floodworks capital projects.

As reflected in Table 2 on the following page, changes to the 2016 – 2025 Approved Capital Plan, there has been no net change in capital funding over the nine common years of the Capital Plans (2017 – 2025).

A summary of project changes for the years 2017 to 2025 totalling 0 are provided in Table 2 to follow:

Table 2
Summary of Project Changes (In \$000s)

\$000s	2017	2018	2019	2020	2021	2022	2023	2024	2025	2026
2016 - 2025 Capital Budget & Plan	15,275	15,382	16,992	17,104	17,219	17,337	20,958	21,082	21,209	
2017 - 2026 Capital Budget & Plan	15,275	15,382	16,992	17,104	17,219	17,337	20,958	21,082	21,209	21,339
Capital Budget & Plan Changes (2017 - 2025)	-	-	-	-	-	-	-	-	-	

	2017	2018	2019	2020	2021	2022	2023	2024	2025	2017 - 2025
Previously Approved										
<i>Greenspace Land Acquisition</i>	(36)	(36)	(36)	(36)	(36)	(36)	(36)	(36)	(36)	(324)
<i>Waterfront & Valley Erosion Control</i>	-	-	-	-	-	-	(1,180)	(1,180)	(1,180)	(3,540)
<i>TRCA Administrative Infrastructure</i>	(336)	(336)	(336)	(336)	(336)	(336)	(336)	(336)	(336)	(3,024)
<i>Waterfront Development - SOGR</i>	(30)	(30)	(30)	(270)	-	-	-	-	-	(360)
<i>Waterfront Development - Tommy Thompson Pk</i>	30	30	30	270	-	-	-	-	-	360
<i>Black Creek Pioneer Village Retrofit</i>	21	21	21	21	21	21	21	21	21	189
<i>Living City Action Plan</i>	36	36	36	36	36	36	36	36	36	324
<i>TRCA Information Technology</i>	(7)	(7)	(7)	(7)	(7)	(7)	(7)	(7)	(7)	(63)
Total Previously Approved	(322)	(322)	(322)	(322)	(322)	(322)	(1,502)	(1,502)	(1,502)	(6,438)
New										
<i>Long Term Accommodation Project</i>	322	322	322	322	322	322	1,502	1,502	1,502	6,438
Total New	322	322	322	322	322	322	1,502	1,502	1,502	6,438
Total Changes	-	-	-	-	-	-	-	-	-	-

Significant Capital Project Changes in Toronto and Region Conservation Authority

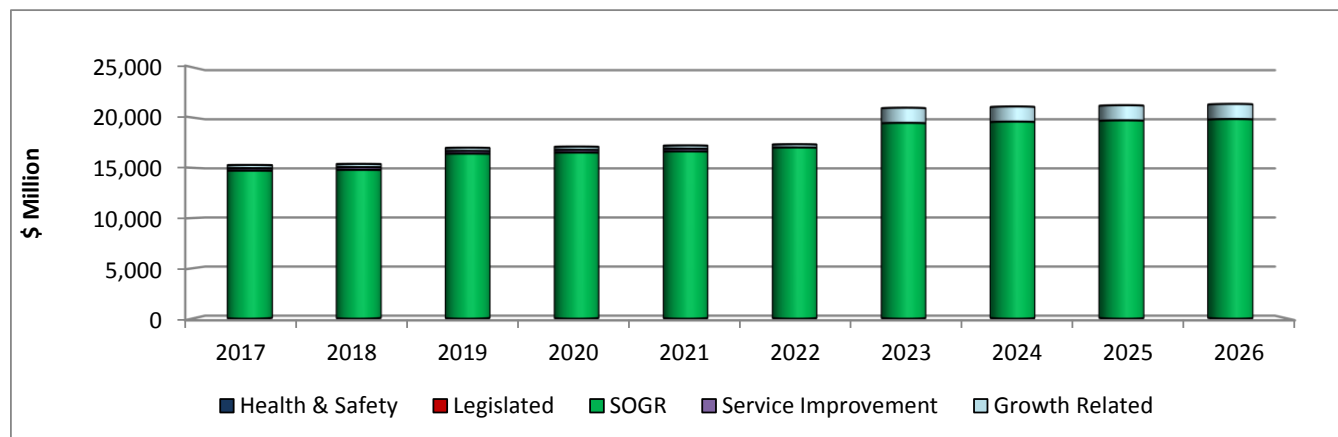
Cash flow funding for the previously approved capital projects is consistent with historical spending rates within the project, capacity and expected progress and completion of the upcoming projects. No further adjustments to the cash flows are required.

New Project:

- The Long Term Accommodation project has been added to the 2017-2026 Capital Plan through the reallocation of funds from within the existing Council Approved 2016-2025 Capital Plan.
 - See discussion in Issue Section on page 18

2017 – 2026 Capital Plan

Chart 2
2017 – 2026 Capital Plan by Project Category (In \$000s)



As illustrated in the chart above, the 10-Year Capital Plan for Toronto and Region Conservation Authority of \$183.897 million allocates 95.0% of funding to State of Good Repair (SOGR) projects as priorities and 0.7% for Service Improvement projects. Growth Related projects represent the remaining 4.3% over the 10-year period.

- State of Good Repair projects total \$174.637 million and provide funding for major maintenance of existing waterfront erosion control structures, environmental rehabilitation, watershed monitoring and management, facilities retrofit and damage caused by high intensity and localized storms.
- Service Improvement funding provides \$1.320 million for such waterfront development initiatives as Tommy Thompson Park.
- Growth related projects has funding of \$7.940 million for *the Long Term Accommodation Project*.
 - Toronto and Region Conservation plans to complete the construction of its new administrative building at 5 Shoreham Drive, North York by 2021. This new facility will reduce operating costs, while helping TRCA to deliver the best possible customer service and support, and will serve as a living example of green building best practices.

The following table provides details by project category within the 2017 – 2026 Capital Budget and Plan for Toronto and Region Conservation Authority:

Table 3
2017 - 2026 Capital Plan by Project Category (In \$000s)

	2017 Budget	2018 Plan	2019 Plan	2020 Plan	2021 Plan	2022 Plan	2023 Plan	2024 Plan	2025 Plan	2026 Plan	2017 - 2026 Total
Total Expenditures by Category											
State of Good Repair											
<i>Greenspace Land Acquisition</i>	64	64	64	64	64	64	64	64	64	64	640
<i>TRCA Administrative Infrastructure</i>	322	322	322	322	322	322	322	322	322	322	3,220
<i>Waterfront & Valley Erosion Control</i>	1,550	1,600	1,600	1,600	1,600	1,600	2,420	2,420	2,420	2,420	19,230
<i>Black Creek Pioneer Village Retrofit</i>	371	371	371	371	371	371	371	371	371	371	3,710
<i>Living City Action Plan</i>	2,916	3,023	3,133	3,245	3,360	3,478	3,599	3,723	3,850	3,980	34,307
<i>Waterfront Development</i>	1,233	1,153	1,153	1,153	1,153	1,423	1,423	1,423	1,423	1,423	12,960
<i>TRCA Information Technology</i>	257	257	257	257	257	257	257	257	257	257	2,570
<i>Critical Erosion & Floodworks - Enhancements</i>	8,000	8,000	9,500	9,500	9,500	9,500	11,000	11,000	11,000	11,000	98,000
Sub-Total	14,713	14,790	16,400	16,512	16,627	17,015	19,456	19,580	19,707	19,837	174,637
Service Improvements											
<i>Waterfront Development</i>	240	270	270	270	270						1,320
Sub-Total	240	270	270	270	270	-	-	-	-	-	1,320
Growth Related											
<i>Long Term Accommodation Project</i>	322	322	322	322	322	322	1,502	1,502	1,502	1,502	7,940
Sub-Total	322	322	322	322	322	322	1,502	1,502	1,502	1,502	7,940
Total Expenditures by Category (excluding carry forward)	15,275	15,382	16,992	17,104	17,219	17,337	20,958	21,082	21,209	21,339	183,897

*Life to Date approved cash flows are provided for multi-year capital projects with cash flow approvals prior to 2016, excluding ongoing capital projects (i.e. Civic Improvement projects)

2017 – 2026 Capital Projects

The 10-Year Capital Plan supports Toronto and Region Conservation Authority's objectives of creating a Living City which encompasses flood protection, erosion control, waterfront regeneration, acquisition of environmentally significant properties and environmental rehabilitation.

State of Good Repair (SOGR)

- SOGR projects account for \$174.637 million or 95% of the total 10-Year Capital Plan's expenditure.
 - *Greenspace Land Acquisition* (\$0.640 million): The project provides funding for acquisition of small, environmentally significant land parcels within the watershed of the City; as well as fund surveys, appraisals and staff work on lands acquired through the development process, routine easements and right of way.
 - *TRCA Administrative Infrastructure* (\$3.220 million): The project funds the refurbishing and repairs to various TRCA administrative facilities, using green technologies where possible. Funding will also be used to complete detail design for the new head office at 5 Shoreham Drive.
 - *Waterfront and Valley Erosion Control* (\$19.230 million): The project funds the annual inspection of known erosion hazard sites, as well as valley and shoreline erosion protection initiatives at a number of sites within Toronto, including Lake Ontario shoreline, which pose risks to residential dwellings, commercial and industrial buildings, public greenspace and infrastructure.
 - *Black Creek Pioneer Village Retrofit* (\$3.710 million): The project provides funding to address urgent aging infrastructure and accessibility issues at the Black Creek Pioneer Village and carrying out patio repairs and gallery improvements at the Visitors' Centre.

- *Living City Action Plan* (\$34.307 million): The project funds the monitoring and re-naturalization of watercourses, water quality and habitat improvements at sites in the Don, Rouge, Highland, Etobicoke, Mimico and Humber watersheds. This project also funds channel maintenance, flood control works and watershed plans, Canada Goose Management and Migratory Bird Corridor Programs and the Toronto Waterfront Terrestrial and Aquatic Program.
- *Waterfront Development* (\$12.960 million): The project provides funding for site planning, preparation and monitoring at various waterfront sites including Tommy Thompson Park water quality monitoring, as well as the dredging of the Keating Channel and Ashbridges Bay/Coatsworth Cut.
- *TRCA Infrastructure Technology* (\$2.570 million): The project fund upgrades and replacement of TRCA's servers and network devices and operating systems to ensure adequate capacity and integration of databases and other tools to enhance service delivery, as well as upgrade the existing phone system.
- *Critical Erosion and Floodworks – Water Funded Enhancements* (\$98.000 million): The project provides funding to acquire or implement erosion control works to protect a number of properties that were deemed at risk through detailed geotechnical investigations, to carry out flood control channel maintenance work at the Yonge-York Mills Channel, Black Creek Channel as well as Sheppard and Malvern Channels; and to address damage to city-wide private and public property caused by various storms. The project also provides funding for remedial erosion control work for the Gibraltar Point, protection of property and existing infrastructure against the hazards of river erosion and slope instability; as well as erosion control and floodworks identified through annual inspections.

Service Improvements

- Service Improvement projects account for \$1.320 million or 0.7% of the total 10-Year Capital Plan's expenditures.
 - This funding is entirely allocated to the waterfront parkland development at Tommy Thompson Park.
 - TRCA has provided interim management for Tommy Thompson Park since 1977. In 2018, additional land will be transferred to the TRCA from the Ministry of Natural Resources and Forestry for inclusion into the park. Along with the addition of these lands, TRCA will open the park to the public on additional week days and weekends.
 - In 2018, lands transferred to the TRCA will be placed under the management agreement with the City of Toronto similar to the existing Tommy Thompson Park. This may result in additional operating costs for Parks, Forestry and Recreation in 2018 and future years.

Growth Related

- Growth Related projects total \$7.940 million or 4.3% of the total 10-Year Capital Plan's spending.
 - *Long Term Accommodation Plan* (\$7.940 million) – The total project cost of \$70.0 million will be cost-shared among all partner municipalities.
 - See discussion in the Issues Section on page 18.

2017 Capital Budget and Future Year Commitments

Included as a sub-set of the 10-Year Capital Plan is the 2017 Capital Budget and Future Year Commitments, that consists of 2017 and future year cash flow for projects previously approved by Council; adjustments (Scope Change) to those previously approved projects; as well as new projects that collectively require Council approval to begin, continue or complete capital work.

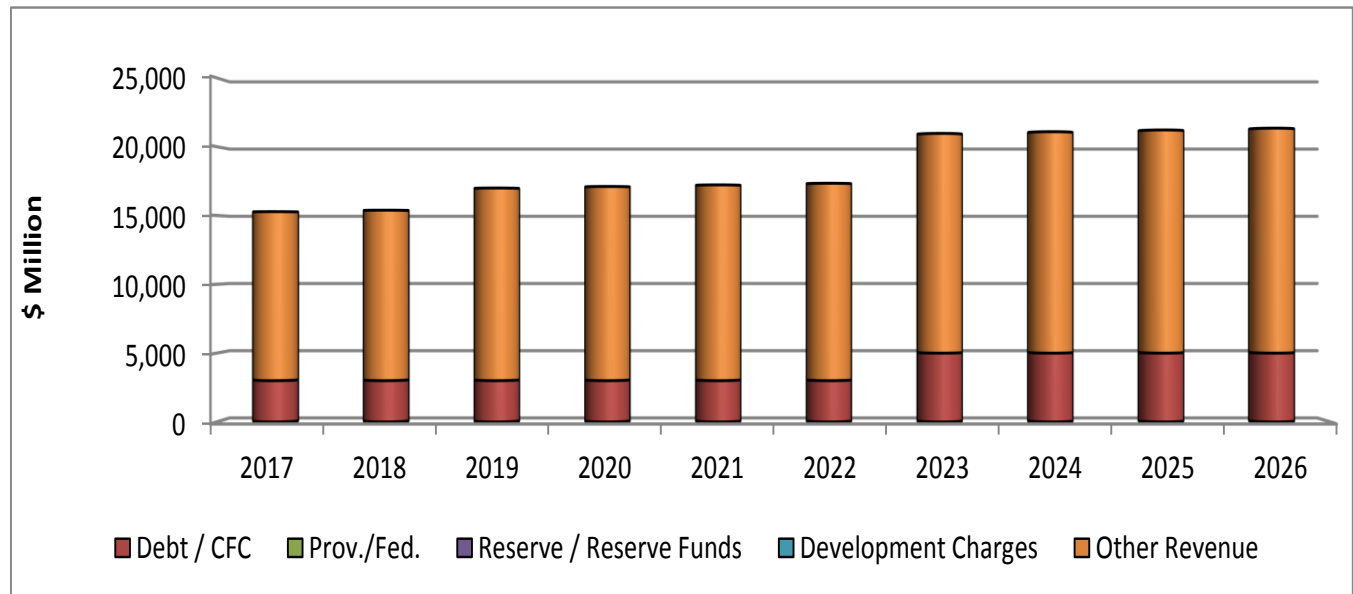
- Table 3a below lists the 2017 Capital Budget and Future Year Commitments for Toronto and Region Conservation Authority:

Table 3a
2017 Cash Flow & Future Year Commitments (In \$000s)

	2017	2018	2019	2020	2021	2022	2023	2024	2025	2026	Total 2017 Cash Flow & FY Commits
New w/Future Year											
Greenspace Land Acquisition	64										64
Waterfront & Valley Erosion Control	1,550										1,550
Black Creek Pioneer Village Retrofit	371										371
Living City Action Plan	2,916										2,916
Waterfront Development	1,473										1,473
TRCA Information Technology	257										257
TRCA Administrative Infrastructure	644	322	322	322	322	322	1,502	1,502	1,502	1,502	8,262
Critical Erosion Control	8,000										8,000
Subtotal	15,275	322	322	322	322	322	1,502	1,502	1,502	1,502	22,893
Total Expenditure	15,275	322	322	322	322	322	1,502	1,502	1,502	1,502	22,893
Financing:											
Debt/CFC	3,000	322	322	322	322	322	1,502	1,502	1,502	1,502	10,618
Other	12,275										12,275
Total Financing	15,275	322	322	322	322	322	1,502	1,502	1,502	1,502	22,893

- Approval of the 2017 Capital Budget of \$183.897 million will result in the future year funding commitments of \$0.322 million in 2018, \$0.322 million in 2019, \$0.322 million in 2020, \$0.322 million in 2021; \$0.322 million in 2022, \$1.502 million in 2023; \$1.502 million in 2024, \$1.502 million in 2025; and \$1.502 million in 2026 for a total of 7.618 million.

Chart 3
2017 – 2026 Capital Plan by Funding Source (In \$000s)

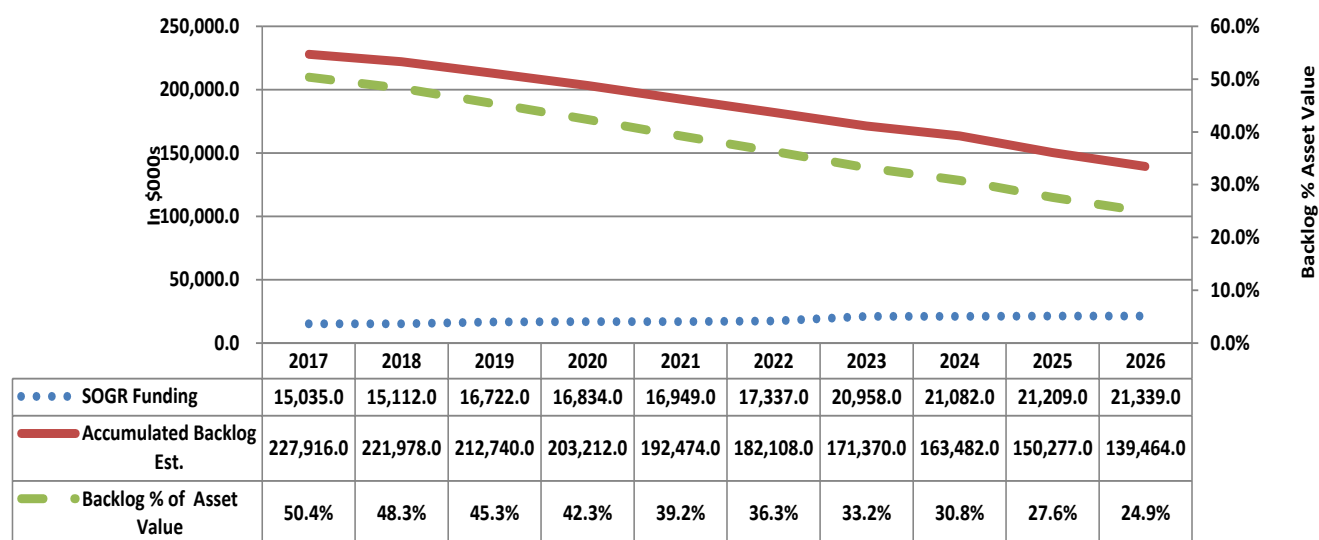


The 10-Year Capital Plan of \$183.897 million cash flow funding will be financed by the following sources:

- Debt accounts for \$38.000 million or 20.7% of the financing over the 10-year period.
 - The debt funding is within the 10-year debt affordability targets allocated to this Program and is dedicated to SOGR, Service Improvement and Growth related projects including:
 - Tommy Thompson Park Management Program
 - Upgrades to the Visitor Centre at Black Creek Pioneer Village.
 - Long Term Accommodation Project
- Water rate funding, which accounts for \$145.897 million or 79.3% will be utilized for critical erosion control projects, floodworks and major maintenance on the waterfront.

State of Good Repair (SOGR) Backlog

Chart 4
SOGR Funding & Backlog (In \$000s)



The 10-Year Capital Plan allocates \$174.637 million to SOGR spending over 10-Year Capital Plan, which on average is \$17.463 million annually.

- TRCA's infrastructure consists of land, land improvements, buildings, infrastructure and capital work-in-progress in its overall watershed areas.
- TRCA faces many of the same pressures as City Programs and Agencies in dealing with aging infrastructure, the failure of which may create threats to safety of people and property.
 - There are over 400 valley and waterfront erosion control structures in the City of Toronto that must be monitored and repaired on a regular basis.
 - TRCA has continually reallocated funds from other critical erosion projects for maintenance and monitoring requirements.
- In recent years, issues related to erosion and damage from high intensity, localized storms have increased. This has added to outstanding state of good repair work and potential safety issues. The addition of supplementary Toronto Water funding specifically for erosion control works, has begun to address these issues.
- At the end of 2016, TRCA will have a backlog of a state of good repair work estimated at \$228.115 million, representing 49.2% of the asset value estimated at \$463.742 million.
- The SOGR backlog estimate includes maintenance of natural environment through activities such as erosion control and source water protection; as well as the restoration of facilities such as the Black Creek Pioneer Village and TRCA's Head Office building.
- State of Good Repair funding included in the 10-Year Capital Plan will reduce SOGR backlog to \$139.464 million or 24.9% of the asset replacement value in 2026.
- The state of good repair backlog by asset category is presented in the table to follow:

Table 4
SOGR Backlog by Asset Category (In \$000s)

Total	2017	2018	2019	2020	2021	2022	2023	2024	2025	2026
State of Good Repair Funding	15,035	15,112	16,722	16,834	16,949	17,337	20,958	21,082	21,209	21,339
Accumulated Backlog Est. (yr end)	227,916	221,978	212,740	203,212	192,474	182,108	171,370	163,482	150,277	139,464
Backlog %Asset Value	50.4%	48.3%	45.3%	42.3%	39.2%	36.3%	33.2%	30.8%	27.6%	24.9%
Asset Value	452,580	460,018	469,256	479,994	490,732	501,470	515,708	530,396	545,084	559,772
Details by Asset Category:										
Watershed										
State of Good Repair Funding	14,932	15,062	16,672	16,784	16,899	17,287	20,908	21,032	21,159	21,289
Accumulated Backlog Est. (yr end)	225,566	219,678	210,490	201,012	190,324	180,008	169,320	161,482	148,327	137,564
Backlog %Asset Value	56.0%	53.6%	50.2%	46.7%	43.2%	39.9%	36.4%	33.6%	30.0%	27.0%
Asset Value	402,743	410,131	419,319	430,007	440,695	451,383	465,571	480,209	494,847	509,485
Infrastructure										
State of Good Repair Funding	103	50	50	50	50	50	50	50	50	50
Accumulated Backlog Est. (yr end)	2,350	2,300	2,250	2,200	2,150	2,100	2,050	2,000	1,950	1,900
Backlog %Asset Value	4.7%	4.6%	4.5%	4.4%	4.3%	4.2%	4.1%	4.0%	3.9%	3.8%
Asset Value	49,837	49,887	49,937	49,987	50,037	50,087	50,137	50,187	50,237	50,287

- In 2026, the accumulated state of good repair backlog for watershed assets will be \$137.564 million or 27.0% of their replacement value; and infrastructure related accumulated state of good repair backlog will be valued at \$1.900 million or 3.8% of their replacement value.

10-Year Capital Plan: Net Operating Budget Impact

TRCA typically absorbs the operating impact of its completed capital projects, except in cases where it transfers an asset arising from a completed project to the City to manage it on an ongoing basis. For example, upon completion of TRCA's capital work on ravine parkland, TRCA transfers over the operation of the park to Parks, Forestry and Recreation (PF&R) under the existing agreement between TRCA and the City. This increased operational responsibility would impact the Operating Budget of Parks, Forestry and Recreation.

No such operating impacts have been identified for 2017. TRCA staff will work closely with City Programs that included Parks, Forestry and Recreation, Transportation Services and Toronto Water to ensure that future year budget submissions identify any operating impacts.



Part 2:

Issues for Discussion

Issues Impacting the 2017 Capital Budget

Review of Capital Projects and Spending

- City Council, at its meeting of July 12, 2016 considered the report entitled "*2017 Budget Process – Budget Directions and Schedule EX16.37*" and directed staff to:
 - Submit their 2017 – 2026 Capital Budget and Plans requiring that annual cash flow funding estimates be examined to more realistically match cash flow spending to project activities and timing, especially in the first 5 years of the Capital Plan's timeframe.
- The 2017-2026 Capital Plan provides funding to continue State of Good Repair projects previously approved by Council.
- TRCA projects were reviewed to ensure compliance with budget policies, Council directions and guidelines, strategic plans and affordability targets.
- The TRCA has no major pre-approved capital projects included in the Capital Plan that meet the Auditor General's requirements for separate capital reporting. In 2017, the TRCA will report on the Long Term Accommodation Project.
- The TRCA is currently completing the Environmental Assessment for the Scarborough Waterfront Access Plan. If approved, this project will be included in the City's list of Major Capital Projects.

Long Term Accommodation Plan

- At its June 24, 2016 Authority meeting (#5/2016), the Toronto and Region Conservation Authority Board, the Authority adopted Resolution #A85/16 and approved a project for the construction of an administrative office building for Toronto and Region Conservation Authority (TRCA), at a cost of \$70.0 million; and designated the regional municipalities of Peel, York, Durham, the City of Toronto, the Town of Mono and the Township of Adjala-Tosoronto as the benefiting municipalities.
https://trca.ca/wp-content/uploads/2016/07/AuthorityMinutes05-16_Jun24_2016.pdf
- Together with the 2017-2025 Capital Plan, City Council adopted the companion report from the Deputy City Manager and Chief Financial Officer entitled "*Toronto and Region Conservation Authority - Long Term Accommodation Project*" recommending City Council's formal support of the Toronto and Region Conservation Authority (TRCA) for its plan to construct a new administrative office building on land it owns in the City of Toronto.
- The total cost of this project is \$70.0 million of which \$10.0 million will be funded from the disposition of TRCA owned lands and \$60.0 million is to be funded by the member municipalities.
 - City staff reviewed the business case presenting the comparative full life cycle costing analysis for the buy, build or lease options for the TRCA's office accommodation needs.
 - The build option, identified as being the lowest cost alternative with other beneficial factors, was selected as the preferred option to pursue over the various lease, own or buy option variants. This is primarily because the TRCA would build the property on land which they own.
- The City's contribution to this project is \$38.617 million to be paid over 33 years and was accommodated within the existing 2016-2025 Capital Plan approved by City Council as follows:
 - Funding of \$0.322 million from the TRCA Administrative Infrastructure originally planned for major facility retrofits was reallocated to the construction of the new facility for a period of 21 years from 2017 to 2037 and after completion, that in the Year 2038, the funding will resume for its original purpose established.

- In 2023, TRCA's Capital Plan has additional debt funding of \$2.0 million. At this time, the cash flow for this project will increase by \$1.180 million per year until 2049, for a total of 27 years to fund the City of Toronto's share of this project.
- At this time, TRCA does not anticipate any deferral of currently known major critical erosion control projects as a result of this change.
- The debt portion of the project will be funded by existing TRCA contribution allocations from member municipalities over the next 21 years, plus an additional project specific contribution allocation from the member municipalities over a 33 year amortization period. The following chart shows the contribution allocation shares amongst the member municipalities.

TRCA New Office Project Member Allocation

I Municipality	II Project Cost Allocation	III \$ share	IV Existing funding	V Additional funding req'd (III – IV)
Adjala-Tosorontio	0.000067	4,020	704	3,317
Durham	0.028247	1,694,820	296,594	1,398,227
Mono	0.00008	4,800	840	3,960
Peel	0.113733	6,823,980	1,194,197	5,629,784
Toronto	0.643621	38,617,260	6,758,020	31,859,240
York	0.214252	12,855,120	2,249,646	10,605,474
Total Project Levy	1.0	60,000,000	10,500,000	49,500,000

- The detailed business case and supporting documentation prepared by the TRCA can be found at the following link:
<https://trca.ca/about/trca-administrative-office-project/>

Issues Impacting the 10-Year Capital Plan

Unmet Needs

- The 2017 Capital Budget and 2018-2026 Capital Plan includes significant funding to deal with the most pressing erosion control projects, including those created by recent extreme weather events.
- TRCA has identified \$169.334 million in unmet needs, including a \$100 million in total project costs for the Scarborough Waterfront Access Plan that could not be accommodated within the existing debt targets and that go beyond erosion control and source water protection.
 - This project includes the restoration of the natural environment, the creation of recreation and transportation infrastructure such as visitor's centres, public access to the water, trails, and cycling paths.
 - This project has linkages to the service objectives of other City Programs including Parks, Forestry and Recreation, Toronto Water and Transportation Services.
- In addition to the erosion control works, TRCA has requested capital funding for projects relating to asset and infrastructure needs, land acquisition and other environmental studies.
- The following table lists TRCA's unfunded priorities:

Toronto and Region Conservation Authority Unmet Needs

Project Description	Total Project Expenditure	2017	2018	2019	2020	2021	2022	2023	2024	2025	2026
Scarborough Waterfront Access Trail	51,000.0		3,000.0	6,000.0	6,000.0	6,000.0	6,000.0	6,000.0	6,000.0	6,000.0	6,000.0
South Mimico Trail Link and Restoration	2,105.0	-	1,300.0	805.0	-	-	-	-	-	-	-
Scarborough Bluffs West Study - EA	2,000.0	-	-	2,000.0							
Scarborough Bluffs West Project Implementation	28,000.0	-	-	-	4,000.0	4,000.0	4,000.0	4,000.0	4,000.0	4,000.0	4,000.0
Tommy Thompson Park - Master Plan Phase II	17,814.0	990.0	4,268.0	2,556.0	2,000.0	2,000.0	2,000.0	2,000.0	2,000.0	-	-
IT Infrastructure	1,000.0	100.0	100.0	100.0	100.0	100.0	100.0	100.0	100.0	100.0	100.0
Black Creek Pioneer Village Retrofit	10,000.0	1,000.0	1,000.0	1,000.0	1,000.0	1,000.0	1,000.0	1,000.0	1,000.0	1,000.0	1,000.0
Assets Management Plan Analysis and Development	250.0	250.0	-	-	-	-	-	-	-	-	-
Assets Management Plan Implementation	5,250.0	-	500.0	500.0	550.0	550.0	600.0	600.0	650.0	650.0	650.0
Greenlands Acquisition Project	33,500.0	2,250.0	2,500.0	2,750.0	3,000.0	3,250.0	3,500.0	3,750.0	4,000.0	4,250.0	4,250.0
Lower Don Erosion Restoration Project	4,000.0	100.0	200.0	1,200.0	1,200.0	1,300.0	-	-	-	-	-
Flood Mitigation Priority Enhancements Studies	1,500.0	150.0	150.0	150.0	150.0	150.0	150.0	150.0	150.0	150.0	150.0
Western Beaches Breakwall Repair (Phase 1)	7,000.0	-	500.0	500.0	2,000.0	2,000.0	2,000.0	-	-	-	-
Special Policy Areas and Flood Vulnerable Areas Reviews	1,500.0	150.0	150.0	150.0	150.0	150.0	150.0	150.0	150.0	150.0	150.0
Other Studies and Initiatives											
Watershed Planning	780.0	78.0	78.0	78.0	78.0	78.0	78.0	78.0	78.0	78.0	78.0
Gatineau Hydro Corridor Revitalization	700.0	-	-	-	100.0	100.0	100.0	100.0	100.0	100.0	100.0
Climate Research and Resilience	400.0	-	150.0	150.0	100.0						
Sustainable Neighborhood Retrofit Action Plan	1,350.0	100.0	100.0	125.0	125.0	150.0	150.0	150.0	150.0	150.0	150.0
Partners in Project Green - Eco Business Zone	1,185.0	175.0	320.0	370.0	320.0	-	-	-	-	-	-
Total	169,334.0	5,343.0	14,316.0	18,434.0	20,873.0	20,828.0	19,828.0	18,078.0	18,378.0	16,628.0	16,628.0

- As part of the 2017 Budget process TRCA provided detailed business cases that outlined project description, justification, major milestones and deliverables for each project.
- TRCA is currently working with Parks Forestry and Recreation, Toronto Water, and Transportation Services to review and discuss proposed projects and work plans, address permitting and natural feature protection requirements, and promote ongoing collaborative decision-making and efficient use of public funds.
- Funding for TRCA projects has historically come from both debt and Toronto Water (rate funding) as the projects support erosion control, flood works and joint source water protection strategies.
- This funding combination has been employed as these projects often go beyond the mandate of Toronto Water and are not restricted to work that is eligible for water rate funding, as they include:
 - The creation of recreation and transportation infrastructure such as visitor's centres, public access to the water, trails and cycling paths;
 - The protection of other City Division infrastructure or facilities that are affected by erosion in ravines, and stream and river valleys;
 - The elimination of unmanaged informal trails;
 - The enhancement of habitat and natural corridor connections for local wildlife;
 - The prevention of sedimentation which is a threat to aquatic species; and
 - Improvements to ecological function and resilience of shoreline due to climate change
- The TRCA is currently developing a comprehensive long range capital plan that takes these issues into consideration and will align to Council priorities and the Strategic Action Plan. The Plan will also align to the City of Toronto's Ravine and Waterfront Strategy, Co-ordinated Watercourse Management Plan, and the strategy to improve the public realm. TRCA's long term Capital Plan will be presented as part of the 2018 Budget process

- The 2017 Budget and 10 Year Capital Plan has remained at the funding levels determined in the 2016 Council Approved 10 Year Plan pending consideration of a comprehensive Master Capital Plan for TRCA.

Unfunded Priority Projects - Scarborough Waterfront Project (formerly the Scarborough Waterfront Access Plan)

- At the Toronto and Region Conservation Authority's meeting, held on April 26, 2013, Resolution #A63/13 was approved as follows:

THAT the Authority request the City of Toronto to increase the TRCA annual capital budget contribution, beginning in 2014, by \$6 million dedicated to funding projects including the Scarborough Waterfront Trail, erosion control works, and land acquisition for source water protection.

- Toronto Water provided funding of \$1.5 million in 2014 to begin the environmental assessment (EA) work for the Scarborough Waterfront Project and further funding of \$1.5 million was approved in 2015 to complete the environmental assessment.
- The vision of the Scarborough Waterfront Project (SWP) is to create a system of greenspaces along the Lake Ontario shoreline which respect and protect the significant natural and cultural features of the Bluffs, enhance the terrestrial and aquatic habitat, and provide a safe and enjoyable waterfront experience.
- The objectives of the Scarborough Waterfront Project are set out as follows:
 - Protect and enhance terrestrial and aquatic features and linkages (natural environment);
 - Manage public safety and property risk;
 - Provide an enjoyable waterfront experience;
 - Consistency and coordination with other initiatives; and
 - Achieve value for cost.
- The Project Plan has three components: (i) completion of toe protection for Scarborough Bluffs, where they currently do not exist, between Brimley Rd (Bluffer Park) east to Highland Creek; (ii) construction of a multipurpose waterfront trail, and (iii) construction of access pathways from the top of the Bluffs to the Lake Ontario Waterfront. In addition, implicit in the concept is the need to enhance lakefront parks, such as Bluffer's Park.
- For more information on the Scarborough Waterfront Project please follow the link below:
<https://trca.ca/conservation/green-infrastructure/scarborough-waterfront-project>
- The scope of this project includes erosion control components as well as recreation and cycling infrastructure and has impacts on other City Programs. The completed assets and infrastructure are to be maintained by Parks, Forestry & Recreation as well as Transportation Services. As a result, only those aspects that address erosion control and source water protection will be eligible for water rate funding.
- The final round of public consultation will begin in January with a Public Information Centre to be scheduled for March 2017. The Environmental Assessment is expected to be completed and submitted to the Ministry of Environment and Climate Change by the summer of 2017.
- Prior to finalizing the EA, TRCA will also report back to Council with the cost for erosion components identified separately from the trail and waterfront access components of the plan (as recommended in the Staff Report titled: "Co-ordinated Watercourse Management Plan", PW31.14, Adopted by City Council on June 10-14, 2014)
- As part of the 2018 Budget process, appropriate funding sources will be reviewed and may include the reallocation of debt from other priorities.

- Completion of this project will result in additional operating costs for Parks, Forestry and Recreation, Transportation Services and Toronto Water.
- This project is excluded from TRCA's 2017 Capital Budget and 10-Year Capital Plan.



Appendices

Appendix 1

2016 Performance

2016 Key Accomplishments

In 2016, Toronto and Region Conservation Authority made significant progress and/or accomplished the following:

- ✓ **Erosion Control and Shoreline Protection works:**
 - Completed 19 erosion control and shoreline protection work projects.
 - Completed 3 emergency erosion protection work projects.
 - Initiated construction for 3 emergency work projects.
 - Undertaking planning and detailed design phase for 37 priority projects.
- ✓ Extensive consultation was undertaken to prepare the Individual Environmental Assessment for the Scarborough Waterfront Project.
- ✓ Major advancements have been made in the construction of Cell 2 at Tommy Thompson Park, including confined disposal facility capping and wetland creation. There is ongoing support for the management of Tommy Thompson Park.
- ✓ Gatineau Hydro Corridor Meadow Restoration was undertaken with Partners and the community to provide 14 hectares seeded with native wildflowers and grasses, and there were 10 hectares prepared for 2017 activities.
- ✓ Approximately 5 hectares of meadow habitat was established across 6 waterfront sites was undertaken through the Waterfront Migratory Butterfly Project.

2016 Financial Performance

2016 Budget Variance Analysis (in \$000's)

2016 Budget	As of Sept. 30, 2016		Projected Actuals at Year-End		Unspent Balance	
\$	\$	% Spent	\$	% Spent	\$ Unspent	% Unspent
14,171	10,504	74.1%	14,171	100.0%	-	0.0%

* Based on 2016 Third Quarter Capital Variance Report

Comment on Variance

The majority of the TRCA capital projects are ongoing or phased projects which arise from multi-year planning. Feasibility studies or needs assessments have been completed and engineering estimates form the basis of costs. Historically, TRCA receives 100% of its Capital Budget in any given year and does not require funding to be carried forward into future years due to incomplete projects. As of the 2016 Q3 Variance, TRCA was on target to complete all planned projects.

For additional information regarding the 2016 Q3 capital variances and year-end projections for Toronto and Region Conservation Authority, please refer to the attached link for the report entitled "*Capital Variance Report for the Nine-Month Period Ended September 30, 2016*" considered by City Council at its meeting on December 13, 2016.

<http://app.toronto.ca/tmmis/viewAgendaItemHistory.do?item=2016.BU26.5>

Impact of the 2016 Capital Variance on the 2017 Capital Budget

- There is no impact of the 2016 Capital Variance on the 2017 Capital Budget.

Appendix 2

2017 Capital Budget; 2018 to 2026 Capital Plan (\$000s)

Project	Total Project Cost	Prior Year Carry Forward	2017	2018	2019	2020	2021	2017 - 2021	2022	2023	2024	2025	2026	2017 - 2026 Total
State of Good Repair:														
<i>Greenspace Land Acquisition</i>			64	64	64	64	64	320	64	64	64	64	64	640
<i>TRCA Administrative Infrastructure</i>			322	322	322	322	322	1,610	322	322	322	322	322	3,220
<i>Waterfront & Valley Erosion Control</i>			1,550	1,600	1,600	1,600	1,600	7,950	1,600	2,420	2,420	2,420	2,420	19,230
<i>Black Creek Pioneer Village Retrofit</i>			371	371	371	371	371	1,855	371	371	371	371	371	3,710
<i>Living City Action Plan</i>			2,916	3,023	3,133	3,245	3,360	15,677	3,478	3,599	3,723	3,850	3,980	34,307
<i>Waterfront Development</i>			1,233	1,153	1,153	1,153	1,153	5,845	1,423	1,423	1,423	1,423	1,423	12,960
<i>TRCA Information Technology</i>			257	257	257	257	257	1,285	257	257	257	257	257	2,570
<i>Critical Erosion & Floodworks - Enhancements</i>			8,000	8,000	9,500	9,500	9,500	44,500	9,500	11,000	11,000	11,000	11,000	98,000
Sub-Total		-	14,713	14,790	16,400	16,512	16,627	79,042	17,015	19,456	19,580	19,707	19,837	174,637
Service Improvements:														
<i>Waterfront Development</i>			240	270	270	270	270	1,320	-	-	-	-	-	1,320
Sub-Total		-	240	270	270	270	270	1,320	-	-	-	-	-	1,320
Growth Related:														
<i>Long Term Accommodation Project</i>			322	322	322	322	322	1,610	322	1,502	1,502	1,502	1,502	7,940
Sub-Total			322	322	322	322	322	1,610	322	1,502	1,502	1,502	1,502	7,940
Total		-	15,275	15,382	16,992	17,104	17,219	81,972	17,337	20,958	21,082	21,209	21,339	183,897

Appendix 3

2017 Capital Budget; 2018 to 2026 Capital Plan

CITY OF TORONTO

Gross Expenditures (\$000's)

Appendix 3: 2017 Capital Budget; 2018 to 2026 Capital Plan

Toronto & Region Conservation Authority

Sub- Project No. Project Name PrioritySubProj No. Sub-project Name Ward Stat. Cat.							Current and Future Year Cash Flow Commitments							Current and Future Year Cash Flow Commitments Financed By												
							2017	2018	2019	2020	2021	Total 2017-2021	Total 2022-2026	Total 2017-2026	Provincial Grants and Subsidies	Federal Subsidy	Development Charges	Reserves	Reserve Funds	Capital from Current	Other 1	Other2	Debt - Recoverable Debt	Total Financing		
TRC000003 GREENSPACE LAND ACQUISITION (Toronto Sh																										
2	2	Greenspace Land Acquisition Future Years project	CW	S6	03		0	0	0	0	0	320	320	0	0	0	0	0	0	320	0	0	0	320		
1	5	Greenspace Land Acquisition (active 09+)	CW	S5	03		64	64	64	64	64	320	0	320	0	0	0	0	0	320	0	0	0	320		
Sub-total							64	64	64	64	64	320	320	640	0	0	0	0	0	0	640	0	0	0	640	
TRC000017 WATERFRONT & VALLEY EROSION CONTROL																										
24	21	POST 5 YEARS EROSION: ALL SITES	CW	S6	03		0	0	0	0	0	11,280	11,280	0	0	0	0	0	0	4,000	0	7,280	0	11,280		
0	71	Shoreline Monitoring & Maintenance	CW	S5	03		400	400	400	400	400	2,000	0	2,000	0	0	0	0	0	1,000	0	1,000	0	2,000		
0	76	Erosion Infrastructure-Major Maintenance	CW	S5	03		1,150	1,200	1,200	1,200	1,200	5,950	0	5,950	0	0	0	0	0	2,975	0	2,975	0	5,950		
Sub-total							1,550	1,600	1,600	1,600	1,600	7,950	11,280	19,230	0	0	0	0	0	0	7,975	0	11,255	0	19,230	
TRC000195 BLACK CREEK PIONEER VILLAGE RETROFIT																										
1	6	Retrofit Activities for 2009+	08	S5	03		321	321	321	371	371	1,705	0	1,705	0	0	0	0	0	0	0	1,705	0	1,705		
3	7	Visitor Centre Active 2009+	08	S5	03		50	50	50	0	0	150	0	150	0	0	0	0	0	0	0	150	0	150		
0	9	Post Current 5 year Project	01	S6	03		0	0	0	0	0	0	1,855	1,855	0	0	0	0	0	0	0	1,855	0	1,855		
Sub-total							371	371	371	371	371	1,855	1,855	3,710	0	0	0	0	0	0	0	3,710	0	3,710	0	3,710
TRC000315 LIVING CITY ACTION PLAN																										
10	8	Living City Action Plan: Post 5 Year All Sites	CW	S6	03		0	0	0	0	0	18,630	18,630	0	0	0	0	0	0	18,630	0	0	0	18,630		
11	21	Sustainable Communities 2008+	CW	S5	03		782	821	856	886	954	4,299	0	4,299	0	0	0	0	0	4,299	0	0	0	4,299		
7	23	Watershed Monitoring/Terrestrial Natural 2008+	CW	S5	03		486	493	493	512	525	2,509	0	2,509	0	0	0	0	0	2,509	0	0	0	2,509		
12	24	Regional Watershed Management 2008+	CW	S5	03		1,205	1,254	1,316	1,367	1,370	6,512	0	6,512	0	0	0	0	0	6,512	0	0	0	6,512		
1	25	Regeneration Sites 2008+	CW	S5	03		443	455	468	480	511	2,357	0	2,357	0	0	0	0	0	2,357	0	0	0	2,357		
Sub-total							2,916	3,023	3,133	3,245	3,360	15,677	18,630	34,307	0	0	0	0	0	0	34,307	0	0	0	34,307	
TRC16 WATERFRONT DEVELOPMENT																										
13	21	ACTIVE Wtrfrnt Dev:POST CURRENT 5 YEAR-ALL	CW	S6	03		0	0	0	0	0	0	7,115	7,115	0	0	0	0	0	2,475	0	4,640	0	7,115		
3	37	Wtrfrnt Dev:Environmental Monitoring & Maintenance	CW	S5	03		245	245	245	245	245	1,225	0	1,225	0	0	0	0	0	0	0	1,225	0	1,225		
1	38	Wtrfrnt Dev:Keating Channel Dredging	30	S5	03		320	320	320	320	320	1,600	0	1,600	0	0	0	0	0	1,600	0	0	0	1,600		
4	39	Wtrfrnt Dev:Tommy Thompson Park Management Program	30	S5	04		240	270	270	270	270	1,320	0	1,320	0	0	0	0	0	0	0	1,320	0	1,320		

CITY OF TORONTO

Gross Expenditures (\$000's)
Appendix 3: 2017 Capital Budget; 2018 to 2026 Capital Plan

Toronto & Region Conservation Authority							Current and Future Year Cash Flow Commitments							Current and Future Year Cash Flow Commitments Financed By												
Sub-Project No.	Project Name	Priority	SubProj No.	Sub-project Name	Ward	Stat.	Cat.	2017	2018	2019	2020	2021	Total 2017-2021	Total 2022-2026	Total 2017-2026	Provincial Grants and Subsidies	Federal Subsidy	Development Charges	Reserves	Reserve Funds	Capital from Current	Other 1	Other2	Debt - Recoverable Debt	Total Financing	
TRC16	WATERFRONT DEVELOPMENT																									
2	40	Wtrfrnt Dev	:	Information Management	CW	S5	03	50	0	0	0	0	50	0	50	0	0	0	0	0	0	0	0	50	0	50
5	41	Wtrfrnt Dev:	Ashbridges Bay / Coatsworth Cut	32	S5	03		300	250	250	250	250	1,300	0	1,300	0	0	0	0	0	0	650	0	650	0	1,300
12	43	Tommy Thompson-	Cell Capping	30	S5	03		50	50	50	50	50	250	0	250	0	0	0	0	0	0	250	0	0	0	250
4	47	Toronto Planning	Initiatives	CW	S5	03		80	100	100	100	100	480	0	480	0	0	0	0	0	0	0	0	480	0	480
0	48	Waterfront Development ongoing Major Maintenance		CW	S5	03		188	188	188	188	188	940	0	940	0	0	0	0	0	0	0	0	940	0	940
Sub-total								1,473	1,423	1,423	1,423	1,423	7,165	7,115	14,280	0	0	0	0	0	0	4,975	0	9,305	0	14,280
TRC906093	TRCA INFORMATION TECHNOLOGY																									
1	4	Info Technology:	Replacement items 2008+	CW	S5	03		257	257	257	257	257	1,285	1,285	2,570	0	0	0	0	0	0	0	0	2,570	0	2,570
Sub-total								257	257	257	257	257	1,285	1,285	2,570	0	0	0	0	0	0	0	0	2,570	0	2,570
TRC908079	TRCA ADMINISTRATIVE INFRASTRUCTURE PF																									
0	1	Major Facilities	Retrofit	CW	S5	03		322	322	322	322	322	1,610	1,610	3,220	0	0	0	0	0	0	0	0	3,220	0	3,220
0	3	Long Term Accommodation - 5 Shoreham		08	S5	05		322	322	322	322	322	1,610	6,330	7,940	0	0	0	0	0	0	0	0	7,940	0	7,940
Sub-total								644	644	644	644	644	3,220	7,940	11,160	0	0	0	0	0	0	0	0	11,160	0	11,160
TRC908135	CRITICAL EROSION #2 WATER FUNDED ENHA																									
0	1	Layer 2 : Gibraltar Point Erosion		34	S5	03		230	1,000	2,800	4,700	2,500	11,230	2,500	13,730	0	0	0	0	0	0	13,730	0	0	0	13,730
0	2	Layer 2: Extra Floodworks Major Maintenance		CW	S5	03		500	300	200	200	200	1,400	1,000	2,400	0	0	0	0	0	0	2,400	0	0	0	2,400
0	3	Layer 2: Extra Erosion Major Maintenance		CW	S5	03		4,020	2,500	4,000	3,600	4,800	18,920	20,400	39,320	0	0	0	0	0	0	39,320	0	0	0	39,320
0	5	Layer 2: Extra Waterfront Major Maintenance		CW	S6	03		0	1,000	1,000	1,000	2,000	5,000	29,600	34,600	0	0	0	0	0	0	34,600	0	0	0	34,600
1	11	EC 441-449 GUILDWOOD PARKWAY		41	S5	03		1,500	1,500	0	0	0	3,000	0	3,000	0	0	0	0	0	0	3,000	0	0	0	3,000
1	12	1 Midland - 81-83 Fishleigh		35	S5	03		1,500	1,500	0	0	0	3,000	0	3,000	0	0	0	0	0	0	3,000	0	0	0	3,000
1	13	Western Waterfront Major Maintenance Strategy		06	S5	03		250	0	0	0	0	250	0	250	0	0	0	0	0	0	250	0	0	0	250
1	14	Denison Drive Slope Stabilization		39	S6	03		0	100	750	0	0	850	0	850	0	0	0	0	0	0	850	0	0	0	850
1	15	EC Beechgrove Drive		44	S6	03		0	100	750	0	0	850	0	850	0	0	0	0	0	0	850	0	0	0	850
Sub-total								8,000	8,000	9,500	9,500	9,500	44,500	53,500	98,000	0	0	0	0	0	0	98,000	0	0	0	98,000
Total Program Expenditure								15,275	15,382	16,992	17,104	17,219	81,972	101,925	183,897	0	0	0	0	0	0	145,897	0	38,000	0	183,897

CITY OF TORONTO

Gross Expenditures (\$000's)

Appendix 3: 2017 Capital Budget; 2018 to 2026 Capital Plan

Toronto & Region Conservation Authority																								
<div><div><div><div><div></div><div></div></div><div><div></div><div></div></div><div><div></div><div></div></div></div><div><div></div><div></div></div><div><div></div><div></div></div></div><div><div></div><div></div></div><div><div></div><div></div></div></div> <div><div></div><div></div></div> <div><div></div><div></div></div> <div><div></div><div></div></div> <div><div></div><div></div></div> <div><div></div><div></div></div> <div><div></div><div></div></div> <div><div></div><div></div></div> <div><div></div><div></div></div> <div><div></div><div></div></div> <div><div></div><div></div></div> <div><div></div><div></div></div> <div><div></div><div></div></div> <div><div></div><div></div></div> <div><div></div><div></div></div> <div><div></div><div></div></div> <div><div></div><div></div></div> <div><div></div><div></div></div> <div><div></div><div></div></div> <div><div></div><div></div></div> <div><div></div><div></div></div> <div><div></div><div></div></div> <div><div></div><div></div></div> <div><div></div><div></div></div> <div><div></div><div></div></div> <div><div></div><div></div></div> <div><div></div><div></div></div> <div><div></div><div></div></div> <div><div></div><div></div></div> <div><div></div><div></div></div> <div><div></div><div></div></div> <div><div></div><div></div></div> <div><div></div><div></div></div> <div><div></div><div></div></div> <div><div></div><div></div></div> <div><div></div><div></div></div> <div><div></div><div></div></div> <div><div></div><div></div></div> <div><div></div><div></div></div> <div><div></div><div></div></div> <div><div></div><div></div></div> <div><div></div><div></div></div> <div><div></div><div></div></div> <div><div></div><div></div></div> <div><div></div><div></div></div> <div><div></div><div></div></div> <div><div></div><div></div></div> <div><div></div><div></div></div> <div><div></div><div></div></div> <div><div></div><div></div></div> <div><div></div><div></div></div> <div><div></div><div></div></div> <div><div></div><div></div></div> <div><div></div><div></div></div> <div><div></div><div></div></div> <div><div></div><div></div></div> <div><div></div><div></div></div> <div><div></div><div></div></div> <div><div></div><div></div></div> <div><div></div><div></div></div> <div><div></div><div></div></div> <div><div></div><div></div></div> <div><div></div><div></div></div> <div><div></div><div></div></div> <div><div></div><div></div></div> <div><div></div><div></div></div> <div><div></div><div></div></div> <div><div></div><div></div></div> <div><div></div><div></div></div> <div><div></div><div></div></div> <div><div></div><div></div></div> <div><div></div><div></div></div> <div><div></div><div></div></div> <div><div></div><div></div></div> <div><div></div><div></div></div> <div><div></div><div></div></div> <div><div></div><div></div></div> <div><div></div><div></div></div> <div><div></div><div></div></div> <div><div></div><div></div></div> <div><div></div><div></div></div> <div><div></div><div></div></div> <div><div></div><div></div></div> <div><div></div><div></div></div> <div><div></div><div></div></div> <div><div></div><div></div></div> <div><div></div><div></div></div> <div><div></div><div></div></div> <div><div></div><div></div></div> <div><div></div><div></div></div> <div><div></div><div></div></div> <div><div></div><div></div></div> <div><div></div><div></div></div> <div><div></div><div></div></div> <div><div></div><div></div></div> <div><div></div><div></div></div> <div><div></div><div></div></div> <div><div></div><div></div></div> <div><div></div><div></div></div> <div><div></div><div></div></div> <div><div></div><div></div></div> <div><div></div><div></div></div> <div><div></div><div></div></div> <div><div></div><div></div></div> <div><div></div><div></div></div> <div><div></div><div></div></div> <div><div></div><div></div></div> <div><div></div><div></div></div> <div><div></div><div></div></div> <div><div></div><div></div></div> <div><div></div><div></div></div> <div><div></div><div></div></div> <div><div></div><div></div></div> <div><div></div><div></div></div> <div><div></div><div></div></div> <div><div></div><div></div></div> <div><div></div><div></div></div> <div><div></div><div></div></div> <div><div></div><div></div></div> <div><div></div><div></div></div> <div><div></div><div></div></div> <div><div></div><div></div></div> <div><div></div><div></div></div> <div><div></div><div></div></div> <div><div></div><div></div></div> <div><div></div><div></div></div> <div><div></div><div></div></div> <div><div></div><div></div></div> <div><div></div><div></div></div> <div><div></div><div></div></div> <div><div></div><div></div></div> <div><div></div><div></div></div> <div><div></div><div></div></div> <div><div></div><div></div></div> <div><div></div><div></div></div> <div><div></div><div></div></div> <div><div></div><div></div></div> <div><div></div><div></div></div> <div><div></div><div></div></div> <div><div></div><div></div></div> <div><div></div><div></div></div> <div><div></div><div></div></div> <div><div></div><div></div></div> <div><div></div><div></div></div> <div><div></div><div></div></div> <div><div></div><div></div></div> <div><div></div><div></div></div> <div><div></div><div></div></div> <div><div></div><div></div></div> <div><div></div><div></div></div> <div><div></div><div></div></div> <div><div></div><div></div></div> <div><div></div><div></div></div> <div><div></div><div></div></div> <div><div></div><div></div></div> <div><div></div><div></div></div> <div><div></div><div></div></div> <div><div></div><div></div></div> <div><div></div><div></div></div> <div><div></div><div></div></div> <div><div></div><div></div></div> <div><div></div><div></div></div> <div><div></div><div></div></div> <div><div></div><div></div></div> <div><div></div><div></div></div> <div><div></div><div></div></div> <div><div></div><div></div></div> <div><div></div><div></div></div> <div><div></div><div></div></div> <div><div></div><div></div></div> <div><div></div><div></div></div> <div><div></div><div></div></div> <div><div></div><div></div></div> <div><div></div><div></div></div> <div><div></div><div></div></div> <div><div></div><div></div></div> <div><div></div><div></div></div> <div><div></div><div></div></div> <div><div></div><div></div></div> <div><div></div><div></div></div> <div><div></div><div></div></div> <div><div></div><div></div></div> <div><div></div><div></div></div> <div><div></div><div></div></div> <div><div></div><div></div></div> <div><div></div><div></div></div> <div><div></div><div></div></div> <div><div></div><div></div></div> <div><div></div><div></div></div> <div><div></div><div></div></div> <div><div></div><div></div></div> <div><div></div><div></div></div> <div><div></div><div></div></div> <div><div></div><div></div></div> <div><div></div><div></div></div> <div><div></div><div></div></div> <div><div></div><div></div></div> <div><div></div><div></div></div> <div><div></div><div></div></div> <div><div></div><div></div></div> <div><div></div><div></div></div> <div><div></div><div></div></div> <div><div></div><div></div></div> <div><div></div><div></div></div> <div><div></div><div></div></div> <div><div></div><div></div></div> <div><div></div><div></div></div> <div><div></div><div></div></div> <div><div></div><div></div></div> <div><div></div><div></div></div> <div><div></div><div></div></div> <div><div></div><div></div></div> <div><div></div><div></div></div> <div><div></div><div></div></div> <div><div></div><div></div></div> <div><div></div><div></div></div> <div><div></div><div></div></div> <div><div></div><div></div></div> <div><div></div><div></div></div> <div><div></div><div></div></div> <div><div></div><div></div></div> <div><div></div><div></div></div> <div><div></div><div></div></div> <div><div></div><div></div></div> <div><div></div><div></div></div> <div><div></div><div></div></div> <div><div></div><div></div></div> <div><div></div><div></div></div> <div><div></div><div></div></div> <div><div></div><div></div></div> <div><div></div><div></div></div> <div><div></div><div></div></div> <div><div></div><div></div></div> <div><div></div><div></div></div> <div><div></div><div></div></div> <div><div></div><div></div></div> <div><div></div><div></div></div> <div><div></div><div></div></div> <div><div></div><div></div></div> <div><div></div><div></div></div> <div><div></div><div></div></div> <div><div></div><div></div></div> <div><div></div><div></div></div> <div><div></div><div></div></div> <div><div></div><div></div></div> <div><div></div><div></div></div> <div><div></div><div></div></div> <div><div></div><div></div></div> <div><div></div><div></div></div> <div><div></div><div></div></div> <div><div></div><div></div></div> <div><div></div><div></div></div> <div><div></div><div></div></div> <div><div></div><div></div></div> <div><div></div><div></div></div> <div><div></div><div></div></div> <div><div></div><div></div></div> <div><div></div><div></div></div> <div><div></div><div></div></div> <div><div></div><div></div></div> <div><div></div><div></div></div> <div><div></div><div></div></div> <div><div></div><div></div></div> <div><div></div><div></div></div> <div><div></div><div></div></div> <div><div></div><div></div></div> <div><div></div><div></div></div> <div><div></div><div></div></div> <div><div></div><div></div></div> <div><div></div><div></div></div> <div><div></div><div></div></div> <div><div></div><div></div></div> <div><div></div><div></div></div> <div><div></div><div></div></div> <div><div></div><div></div></div> <div><div></div><div></div></div> <div><div></div><div></div></div> <div><div></div><div></div></div> <div><div></div><div></div></div> <div><div></div><div></div></div> <div><div></div><div></div></div> <div><div></div><div></div></div> <div><div></div><div></div></div> <div><div></div><div></div></div> <div><div></div><div></div></div> <div><div></div><div></div></div> <div><div></div><div></div></div> <div><div></div><div></div></div> <div><div></div><div></div></div> <div><div></div><div></div></div> <div><div></div><div></div></div> <div><div></div><div></div></div> <div><div></div><div></div></div> <div><div></div><div></div></div> <div><div></div><div></div></div> <div><div></div><div></div></div> <div><div></div><div></div></div> <div><div></div><div></div></div> <div><div></div><div></div></div> <div><div></div><div></div></div> <div><div></div><div></div></div> <div><div></div><div></div></div> <div><div></div><div></div></div> <div><div></div><div></div></div> <div><div></div><div></div></div> <div><div></div><div></div></div> <div><div></div><div></div></div> <div><div></div><div></div></div> <div><div></div><div></div></div> <div><div></div><div></div></div> <div><div></div><div></div></div> <div><div></div><div></div></div> <div><div></div><div></div></div> <div><div></div><div></div></div> <div><div></div><div></div></div> <div><div></div><div></div></div> <div><div></div><div></div></div> <div><div></div><div></div></div> <div><div></div><div></div></div> <div><div></div><div></div></div> <div><div></div><div></div></div> <div><div></div><div></div></div> <div><div></div><div></div></div> <div><div></div><div></div></div> <div><div></div><div></div></div> <div><div></div><div></div></div> <div><div></div><div></div></div> <div><div></div><div></div></div> <div><div></div><div></div></div> <div><div></div><div></div></div> <div><div></div><div></div></div> <div><div></div><div></div></div> <div><div></div><div></div></div> <div><div></div><div></div></div> <div><div></div><div></div></div> <div><div></div><div></div></div> <div><div></div><div></div></div>																								

Status Code	Description
S2	S2 Prior Year (With 2017 and/or Future Year Cashflow)
S3	S3 Prior Year - Change of Scope 2017 and/or Future Year Cost(Cashflow)
S4	S4 New - Stand-Alone Project (Current Year Only)
S5	S5 New (On-going or Phased Projects)
S6	S6 New - Future Year (Commencing in 2018 & Beyond)

Category Code	Description
01	Health and Safety C01
02	Legislated C02
03	State of Good Repair C03
04	Service Improvement and Enhancement C04
05	Growth Related C05
06	Reserved Category 1 C06
07	Reserved Category 2 C07

CITY OF TORONTO

Gross Expenditures (\$000's)

Appendix 4: 2017 Cash Flow and Future Year Commitments

[illegible]

Report Phase 5 - Program 02 Toronto & Region Conservation Authority Program Phase 5 Part B Sub-Project Status S2 Part C Sub-Project Status S2,S3,S4,S5 Sub-Project Category 01,02,03,04,05 User Fields ALL

CITY OF TORONTO

Gross Expenditures (\$000's)

Appendix 4: 2017 Cash Flow and Future Year Commitments**Toronto & Region Conservation Authority**

Sub- Project No. Project Name PrioritySubProj No. Sub-project Name Ward Stat. Cat.						Current and Future Year Cash Flow Commitments							Current and Future Year Cash Flow Commitments Financed By											
						2017	2018	2019	2020	2021	Total 2017-2021	Total 2022-2026	Total 2017-2026	Provincial Grants and Subsidies	Federal Subsidy	Development Charges	Reserves	Reserve Funds	Capital from Current	Other 1	Other2	Debt - Recoverable Debt	Total Financing	
TRC16 WATERFRONT DEVELOPMENT																								
0	48	Waterfront Development ongoing Major Maintenance	CW	S5	03	188	0	0	0	0	188	0	188	0	0	0	0	0	0	0	188	0	188	
Sub-total						1,473	0	0	0	0	1,473	0	1,473	0	0	0	0	0	520	0	953	0	1,473	
TRC906093 TRCA INFORMATION TECHNOLOGY																								
1	4	Info Technology:Replacement items 2008+	CW	S5	03	257	0	0	0	0	257	0	257	0	0	0	0	0	0	0	257	0	257	
Sub-total						257	0	0	0	0	257	0	257	0	0	0	0	0	0	0	257	0	257	
TRC908079 TRCAADMINISTRATIVE INFRASTRUCTURE PF																								
0	1	Major Facilities Retrofit	CW	S5	03	322	0	0	0	0	322	0	322	0	0	0	0	0	0	0	322	0	322	
0	3	Long Term Accommodation - 5 Shoreham	08	S5	05	322	322	322	322	322	1,610	6,330	7,940	0	0	0	0	0	0	0	7,940	0	7,940	
Sub-total						644	322	322	322	322	1,932	6,330	8,262	0	0	0	0	0	0	0	0	8,262	0	8,262
TRC908135 CRITICAL EROSION #2 WATER FUNDED ENHA																								
0	1	Layer 2 : Gibraltar Point Erosion	34	S5	03	230	0	0	0	0	230	0	230	0	0	0	0	0	230	0	0	0	230	
0	2	Layer 2: Extra Floodworks Major Maintenance	CW	S5	03	500	0	0	0	0	500	0	500	0	0	0	0	0	500	0	0	0	500	
0	3	Layer 2: Extra Erosion Major Maintenance	CW	S5	03	4,020	0	0	0	0	4,020	0	4,020	0	0	0	0	0	4,020	0	0	0	4,020	
1	11	EC 441-449 GUILDWOOD PARKWAY	41	S5	03	1,500	0	0	0	0	1,500	0	1,500	0	0	0	0	1,500	0	0	0	1,500		
1	12	1 Midland - 81-83 Fisleigh	35	S5	03	1,500	0	0	0	0	1,500	0	1,500	0	0	0	0	1,500	0	0	0	1,500		
1	13	Western Waterfront Major Maintenance Strategy	06	S5	03	250	0	0	0	0	250	0	250	0	0	0	0	250	0	0	0	250		
Sub-total						8,000	0	0	0	0	8,000	0	8,000	0	0	0	0	0	8,000	0	0	0	8,000	
Total Program Expenditure						15,275	322	322	322	322	16,563	6330	22,893	0	0	0	0	0	12,275	0	10,618	0	22,893	

CITY OF TORONTO

Gross Expenditures (\$000's)

Appendix 4: 2017 Cash Flow and Future Year Commitments

Toronto & Region Conservation Authority						Current and Future Year Cash Flow Commitments and Estimates							Current and Future Year Cash Flow Commitments and Estimates Financed By											
Sub- Priority	Project No. SubProj No.	Project Name Sub-project Name	Ward	Stat.	Cat.	2017	2018	2019	2020	2021	Total 2017-2021	Total 2022-2026	Total 2017-2026	Provincial Grants and Subsidies	Federal Subsidy	Development Charges	Reserve Reserves	Reserve Funds	Capital from Current	Other 1	Other2	Debt - Recoverable Debt	Total Financing	
Financed By:																								
		Other1 (Internal)				12,275	0	0	0	0	12,275	0	12,275	0	0	0	0	0	0	12,275	0	0	0	12,275
		Debt				3,000	0	0	0	0	3,000	0	3,000	0	0	0	0	0	0	0	3,000	0	3,000	
Total Program Financing						15,275	0	0	0	0	15,275	0	15,275	0	0	0	0	0	0	12,275	0	3,000	0	15,275

Status Code	Description
S2	S2 Prior Year (With 2017 and/or Future Year Cashflow)
S3	S3 Prior Year - Change of Scope 2017 and/or Future Year Cost(Cashflow)
S4	S4 New - Stand-Alone Project (Current Year Only)
S5	S5 New (On-going or Phased Projects)

Category Code	Description
01	Health and Safety C01
02	Legislated C02
03	State of Good Repair C03
04	Service Improvement and Enhancement C04
05	Growth Related C05
06	Reserved Category 1 C06
07	Reserved Category 2 C07

(Phase 5) 02-Toronto & Region Conservation Authority

Sub-Project Category: 01,02,03,04,05

Type: B Sub-Project Status: S2

Type: C Sub-Project Status: S2,S3,S4,S5



CITY OF TORONTO

Appendix 5: 2017 Capital Budget with Financing Detail

Toronto & Region Conservation Authority

Sub-Project Summary

Project/Financing

Priority Project Project Name

Project/Financing Priority	Project	Project Name	Start Date	Completion Date	2017	Financing									
					Cash Flow	Provincial Grants Subsidies	Federal Subsidy	Developmt Charges	Reserves	Reserve Funds	Capital From Current	Other 1	Other 2	Debt	Debt - Recoverable
0	TRC908135	CRITICAL EROSION #2 WATER FUNDED ENHANCEMENTS													
0		1 Layer 2 : Gibraltar Point Erosion	11/21/2016	11/21/2026	230	0	0	0	0	0	0	230	0	0	0
0		2 Layer 2: Extra Floodworks Major Maintenance	11/21/2016	11/21/2026	500	0	0	0	0	0	0	500	0	0	0
0		3 Layer 2: Extra Erosion Major Maintenance	11/21/2016	11/21/2026	4,020	0	0	0	0	0	0	4,020	0	0	0
1		11 EC 441-449 GUILDWOOD PARKWAY	06/28/2013	06/28/2018	1,500	0	0	0	0	0	0	1,500	0	0	0
1		12 1 Midland - 81-83 Fishleigh	01/01/2017	12/31/2018	1,500	0	0	0	0	0	0	1,500	0	0	0
1		13 Western Waterfront Major Maintenance Strategy	06/28/2016	06/28/2016	250	0	0	0	0	0	0	250	0	0	0
		Project Sub-total:			8,000	0	0	0	0	0	0	8,000	0	0	0
1	TRC000017	WATERFRONT & VALLEY EROSION CONTROL													
0		71 Shoreline Monitoring & Maintenance	08/26/2008	08/26/2026	400	0	0	0	0	0	0	200	0	200	0
0		76 Erosion Infrastructure-Major Maintenance	09/09/2010	09/09/2026	1,150	0	0	0	0	0	0	575	0	575	0
		Project Sub-total:			1,550	0	0	0	0	0	0	775	0	775	0
2	TRC16	WATERFRONT DEVELOPMENT													
0		48 Waterfront Development ongoing Major Maintenance	09/09/2011	09/09/2026	188	0	0	0	0	0	0	0	0	188	0
1		38 Wtrfrnt Dev:Keating Channel Dredging	01/01/1995	01/01/2026	320	0	0	0	0	0	0	320	0	0	0
2		40 Wtrfrnt Dev :Information Management	01/01/1995	12/31/2026	50	0	0	0	0	0	0	0	0	50	0
3		37 Wtrfrnt Dev:Environmental Monitoring & Maintenance	01/01/1995	12/31/2026	245	0	0	0	0	0	0	0	0	245	0
4		39 Wtrfrnt Dev:Tommy Thompson Park Management Program	01/01/1995	12/31/2026	240	0	0	0	0	0	0	0	0	240	0
4		47 Toronto Planning Initiatives	08/16/2010	08/16/2026	80	0	0	0	0	0	0	0	0	80	0
5		41 Wtrfrnt Dev: Ashbridges Bay / Coatsworth Cut	01/01/1998	12/31/2026	300	0	0	0	0	0	0	150	0	150	0
12		43 Tommy Thompson- Cell Capping	01/05/2002	10/05/2026	50	0	0	0	0	0	0	50	0	0	0
		Project Sub-total:			1,473	0	0	0	0	0	0	520	0	953	0
2	TRC908079	TRCA ADMINISTRATIVE INFRASTRUCTURE PROJECT													
0		1 Major Facilities Retrofit	06/10/2014	06/10/2026	322	0	0	0	0	0	0	0	0	322	0
0		3 Long Term Accommodation - 5 Shoreham	03/01/2017	06/30/2021	322	0	0	0	0	0	0	0	0	322	0
		Project Sub-total:			644	0	0	0	0	0	0	0	0	644	0
3	TRC000315	LIVING CITY ACTION PLAN													
1		25 Regeneration Sites 2008+	01/01/2012	12/31/2026	443	0	0	0	0	0	0	443	0	0	0
7		23 Watershed Monitoring/Terrestrial Natural 2008+	01/01/2005	12/31/2026	486	0	0	0	0	0	0	486	0	0	0
11		21 Sustainable Communities 2008+	08/15/2006	12/31/2026	782	0	0	0	0	0	0	782	0	0	0
12		24 Regional Watershed Management 2008+	08/09/2002	12/31/2026	1,205	0	0	0	0	0	0	1,205	0	0	0
		Project Sub-total:			2,916	0	0	0	0	0	0	2,916	0	0	0

(Phase 5) 02-Toronto & Region Conservation Authority

Sub-Project Category: 01,02,03,04,05

Type: B Sub-Project Status: S2

Type: C Sub-Project Status: S2,S3,S4,S5



CITY OF TORONTO

Appendix 5: 2017 Capital Budget with Financing Detail

Toronto & Region Conservation Authority

Sub-Project Summary

Project/Financing

Priority Project Project Name

Project/Financing					2017	Financing									
Priority	Project	Project Name	Start Date	Completion Date	Cash Flow	Provincial Grants Subsidies	Federal Subsidy	Developmt Charges	Reserves	Reserve Funds	Capital From Current	Other 1	Other 2	Debt	Debt - Recoverable
4	TRC000195	BLACK CREEK PIONEER VILLAGE RETROFIT													
1	6	Retrofit Activities for 2009+	01/01/2000	12/31/2026	321	0	0	0	0	0	0	0	0	321	0
3	7	Visitor Centre Active 2009+	10/02/2001	12/31/2026	50	0	0	0	0	0	0	0	0	50	0
		Project Sub-total:			371	0	0	0	0	0	0	0	0	371	0
7	TRC906093	TRCA INFORMATION TECHNOLOGY													
1	4	Info Technology:Replacement items 2008+	10/05/2002	10/05/2026	257	0	0	0	0	0	0	0	0	257	0
		Project Sub-total:			257	0	0	0	0	0	0	0	0	257	0
8	TRC000003	GREENSPACE LAND ACQUISITION (Toronto Share)													
1	5	Greenspace Land Acquisition (active 09+)	01/01/2001	01/01/2026	64	0	0	0	0	0	0	64	0	0	0
		Project Sub-total:			64	0	0	0	0	0	0	64	0	0	0
Program Total:					15,275	0	0	0	0	0	0	12,275	0	3,000	0

Status Code Description

S2	S2 Prior Year (With 2017 and/or Future Year Cashflow)
S3	S3 Prior Year - Change of Scope 2017 and/or Future Year Cost(Cashflow)
S4	S4 New - Stand-Alone Project (Current Year Only)
S5	S5 New (On-going or Phased Projects)

Category Code Description

01	Health and Safety C01
02	Legislated C02
03	State of Good Repair C03
04	Service Improvement and Enhancement C04
05	Growth Related C05