

HIGHLIGHTS ■ Etobicoke York ■ Toronto

Population

Ward Population
620,175

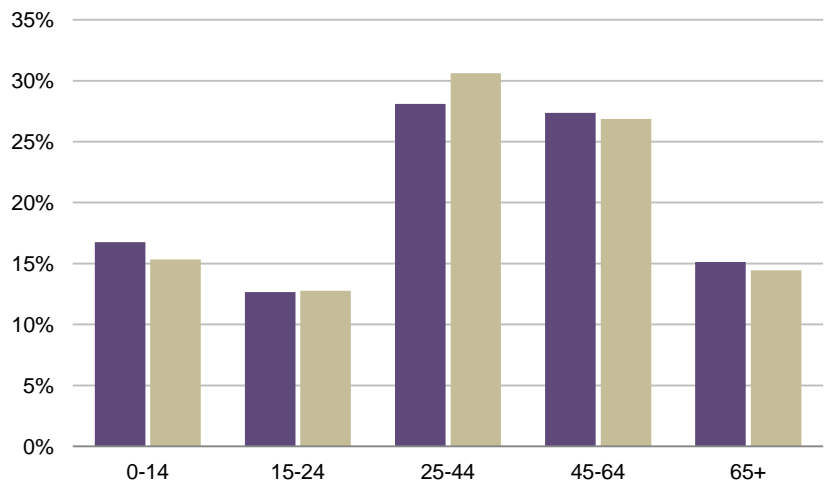


Population Density



3.31
thousand people
per km²

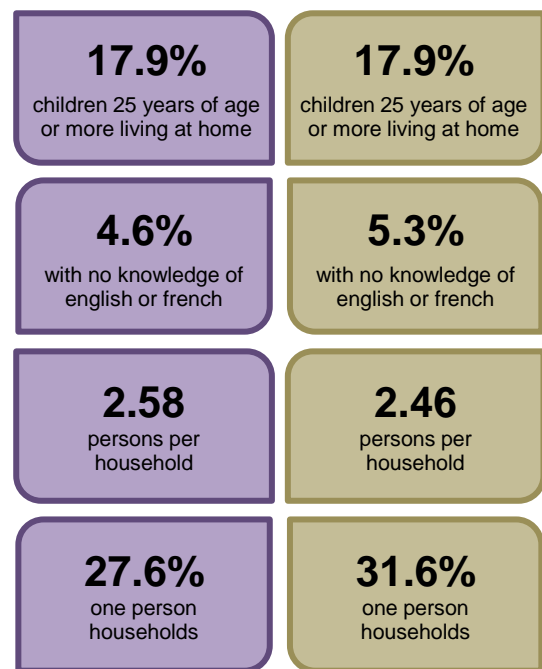
2011 Population By Age Group



Households



Key Facts



Area A - Etobicoke York

POPULATION*

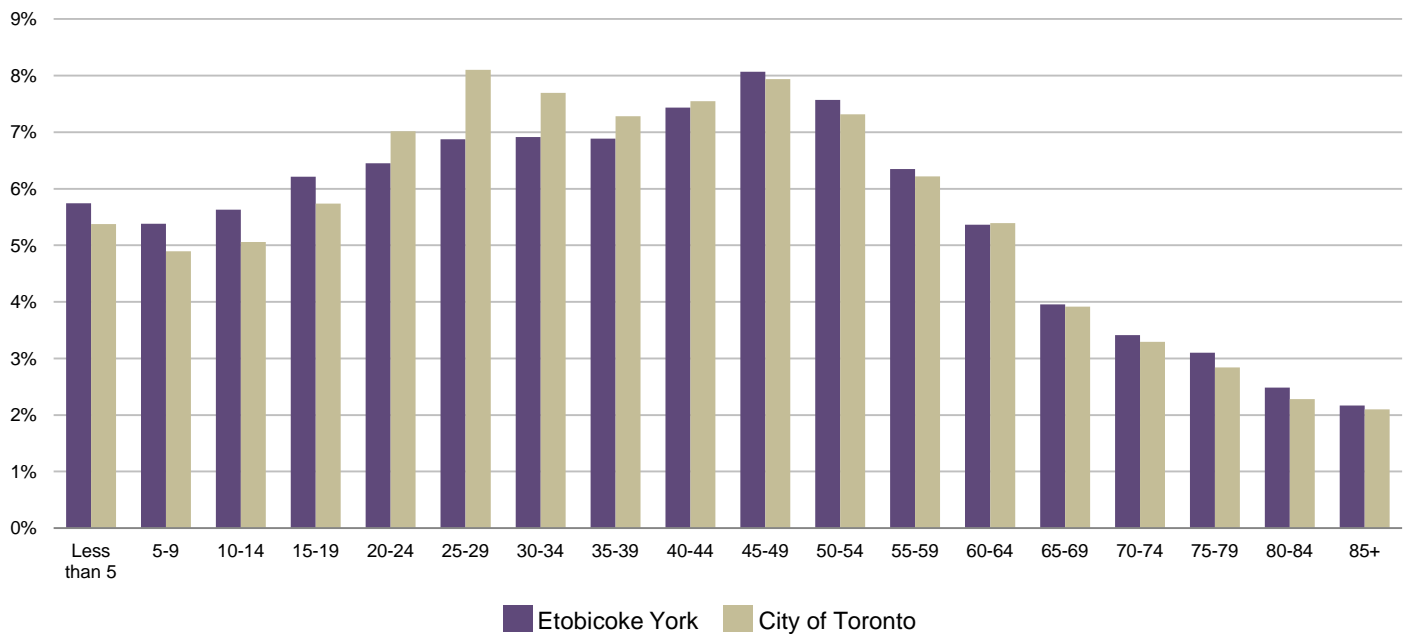
Population by Age Group

Age Group	Etobicoke York				
	2006		2011		06-11 % Chg
	No.	%	No.	%	
Less than 5	34,615	5.8	35,630	5.7	2.9
5-9	35,220	5.9	33,355	5.4	-5.3
10-14	37,230	6.2	34,925	5.6	-6.2
15-19	36,540	6.1	38,515	6.2	5.4
20-24	38,710	6.4	39,995	6.4	3.3
25-29	40,435	6.7	42,650	6.9	5.5
30-34	41,880	7.0	42,890	6.9	2.4
35-39	46,140	7.7	42,705	6.9	-7.4
40-44	50,345	8.4	46,105	7.4	-8.4
45-49	47,355	7.9	50,040	8.1	5.7
50-54	40,620	6.8	46,955	7.6	15.6
55-59	34,910	5.8	39,380	6.3	12.8
60-64	26,195	4.4	33,255	5.4	27.0
65-69	23,290	3.9	24,545	4.0	5.4
70-74	22,195	3.7	21,165	3.4	-4.6
75-79	19,650	3.3	19,230	3.1	-2.1
80-84	15,155	2.5	15,390	2.5	1.6
85+	9,965	1.7	13,445	2.2	34.9
Total	600,450	100.0	620,175	100.0	3.3

Age Group	City of Toronto				
	2006		2011		06-11 % Chg
	No.	%	No.	%	
Less than 5	134,975	5.4	140,530	5.4	4.1
5-9	133,600	5.3	128,060	4.9	-4.1
10-14	141,020	5.6	132,285	5.1	-6.2
15-19	146,210	5.8	150,045	5.7	2.6
20-24	172,470	6.9	183,470	7.0	6.4
25-29	190,260	7.6	211,855	8.1	11.4
30-34	195,680	7.8	201,165	7.7	2.8
35-39	203,025	8.1	190,400	7.3	-6.2
40-44	212,600	8.5	197,395	7.5	-7.2
45-49	193,990	7.7	207,610	7.9	7.0
50-54	168,455	6.7	191,290	7.3	13.6
55-59	148,115	5.9	162,535	6.2	9.7
60-64	109,445	4.4	140,965	5.4	28.8
65-69	93,840	3.7	102,445	3.9	9.2
70-74	85,185	3.4	86,190	3.3	1.2
75-79	74,900	3.0	74,235	2.8	-0.9
80-84	56,465	2.3	59,645	2.3	5.6
85+	43,110	1.7	54,970	2.1	27.5
Total	2,503,345	100.0	2,615,090	100.0	4.5

*Note: Population count includes institutional residents and every person living in the City of Toronto on Census day.

Population by Age Group - 2011



HOUSEHOLDS / DWELLINGS

Occupied Private Dwellings by Structural Type

Etobicoke York		
	No.	%
Single-detached house	80,295	33.8
Semi-detached house	17,215	7.2
Row house	11,795	5.0
Apartment, detached duplex	10,735	4.5
Apt, building that has 5 or more storeys	81,930	34.5
Apt, building that has less than 5 storeys	35,305	14.9
Other single-attached house	175	0.1
Movable dwelling	15	0.0
Total number of dwellings	237,465	100.0

City of Toronto		
	No.	%
Single-detached house	275,010	26.2
Semi-detached house	72,405	6.9
Row house	60,295	5.8
Apartment, detached duplex	44,740	4.3
Apt, building that has 5 or more storeys	429,225	41.0
Apt, building that has less than 5 storeys	163,895	15.6
Other single-attached house	2,200	0.2
Movable dwelling	110	0.0
Total number of dwellings	1,047,880	100.0

Private Households by Type

Etobicoke York		
	No.	%
One-family households	153,000	64.4
Multiple-family households	7,970	3.4
Non-family households	76,470	32.2
Total number of households	237,440	100.0

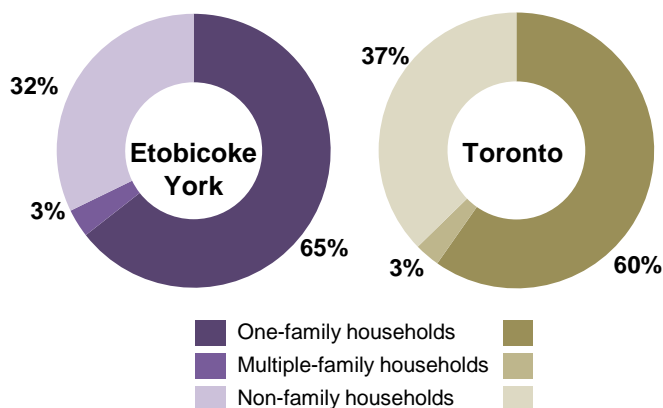
City of Toronto		
	No.	%
One-family households	625,820	59.7
Multiple-family households	31,135	3.0
Non-family households	390,920	37.3
Total number of households	1,047,875	100.0

Private Households by Size

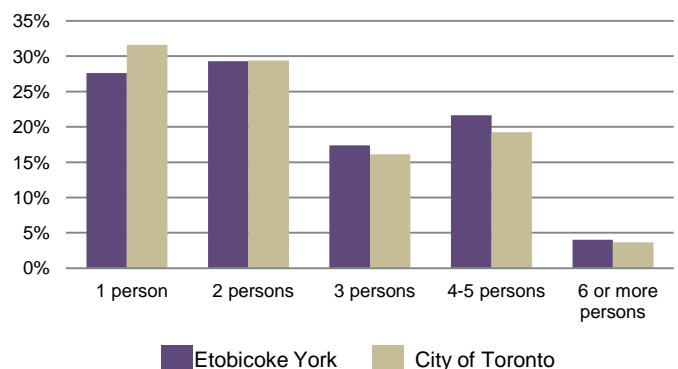
Etobicoke York		
	No.	%
1 person	65,575	27.6
2 persons	69,605	29.3
3 persons	41,275	17.4
4-5 persons	51,415	21.7
6 or more persons	9,580	4.0
Total number of private households	237,450	100.0
Population living in private households	613,425	
Average number of persons per household	2.58	

City of Toronto		
	No.	%
1 person	331,185	31.6
2 persons	307,845	29.4
3 persons	168,750	16.1
4-5 persons	201,765	19.3
6 or more persons	38,340	3.7
Total number of private households	1,047,885	100.0
Population living in private households	2,576,030	
Average number of persons per household	2.46	

Private Households by Type



Private Households by Size - 2011



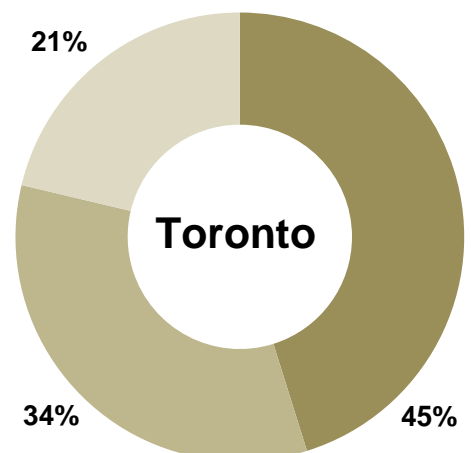
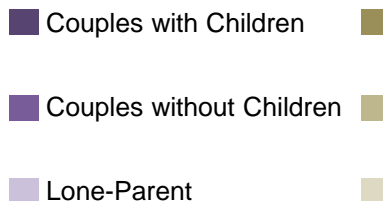
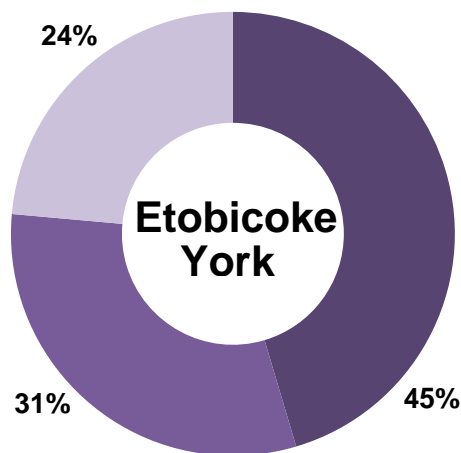
FAMILIES

Families by Type

Etobicoke York		
All Families	No.	%
Couples with Children	76,970	45.4
Couples without Children	52,615	31.0
Lone-Parent	39,980	23.6
Total	169,565	100.0
Couples		
	No.	%
1 Child	31,215	40.6
2 Children	32,670	42.4
3+ Children	13,085	17.0
Total	76,970	100.0
Lone Parent		
	No.	%
1 Child	23,680	59.2
2 Children	10,930	27.3
3+ Children	5,370	13.4
Total	39,980	100.0
Number of Children at Home by Age		
	No.	%
Under 6 years of age	42,255	20.6
6 - 14 years	60,900	29.8
15 - 17 years	22,220	10.9
18 - 24 years	42,785	20.9
25 years and more	36,545	17.9
Total	204,705	100.0

City of Toronto		
All Families	No.	%
Couples with Children	311,765	45.2
Couples without Children	231,590	33.5
Lone-Parent	146,985	21.3
Total	690,340	100.0
Couples		
	No.	%
1 Child	129,850	41.6
2 Children	129,450	41.5
3+ Children	52,465	16.8
Total	311,765	100.0
Lone Parent		
	No.	%
1 Child	89,600	61.0
2 Children	40,310	27.4
3+ Children	17,075	11.6
Total	146,985	100.0
Number of Children at Home by Age		
	No.	%
Under 6 years of age	165,825	20.9
6 - 14 years	231,955	29.3
15 - 17 years	84,815	10.7
18 - 24 years	168,280	21.2
25 years and more	141,885	17.9
Total	792,760	100.0

Families by Type



LANGUAGE GROUPS

Top Ten Mother Tongue Languages

Etobicoke York		
	No.	%
Single Response	595,360	96.7
English	310,760	50.5
Italian	32,940	5.4
Spanish	29,530	4.8
Portuguese	28,235	4.6
Polish	15,040	2.4
Panjabi (Punjabi)	14,605	2.4
Ukrainian	11,180	1.8
Tagalog (Pilipino, Filipino)	10,210	1.7
Vietnamese	9,745	1.6
Urdu	8,170	1.3
Others	124,945	20.3
Multiple Response	20,145	3.3
Total	615,505	100.0
No Knowledge of English / French	28,530	4.6

City of Toronto		
	No.	%
Single Response	2,503,925	96.7
English	1,317,030	50.9
Chinese, n.o.s.**	85,235	3.3
Cantonese	83,955	3.2
Italian	71,725	2.8
Spanish	70,760	2.7
Tagalog (Pilipino, Filipino)	70,465	2.7
Tamil	61,605	2.4
Mandarin	59,820	2.3
Portuguese	58,175	2.2
Persian (Farsi)	41,905	1.6
Others	583,250	22.5
Multiple Response	85,145	3.3
Total	2,589,070	100.0
No Knowledge of English / French	136,040	5.3

Top Ten Home Languages

Etobicoke York		
	No.	%
Single Response	570,910	92.7
English	397,000	64.5
Spanish	20,495	3.3
Portuguese	16,780	2.7
Italian	16,340	2.7
Panjabi (Punjabi)	11,240	1.8
Polish	8,085	1.3
Vietnamese	7,790	1.3
Ukrainian	6,155	1.0
Somali	6,040	1.0
Urdu	5,885	1.0
Others	75,100	12.2
Multiple Response	44,685	7.3
Total	615,595	100.0

City of Toronto		
	No.	%
Single Response	2,406,525	92.9
English	1,657,830	64.0
Cantonese	67,210	2.6
Chinese, n.o.s.**	61,480	2.4
Mandarin	50,430	1.9
Tamil	48,680	1.9
Spanish	45,330	1.8
Tagalog (Pilipino, Filipino)	37,200	1.4
Italian	35,025	1.4
Portuguese	34,580	1.3
Persian (Farsi)	30,595	1.2
Others	338,165	13.1
Multiple Response	182,550	7.1
Total	2,589,075	100.0

Top Five Home Languages - Change***

Etobicoke York			
	2006 No.	2011 No.	% Chg
Somali	4,730	6,040	27.7
Panjabi (Punjabi)	12,985	11,240	-13.4
Polish	9,905	8,085	-18.4
Urdu	7,490	5,885	-21.4
Italian	20,895	16,340	-21.8

City of Toronto			
	2006 No.	2011 No.	% Chg
Mandarin	38,285	50,430	31.7
Persian (Farsi)	27,565	30,595	11.0
Cantonese	75,440	67,210	-10.9
Italian	44,445	35,025	-21.2
Chinese, n.o.s.**	83,640	61,480	-26.5

* n.i.e. = not included elsewhere.

** n.o.s. = not otherwise specified - Chinese dialects include Hakka, Fukien, Shanghainese, Taiwanese, dialects not otherwise specified, as well as responses of "Chinese" that do not specify a dialect.

*** Top five most significant change within the Top Ten Home Languages table.

POPULATION

Population

The population universe includes variables that provide information about individuals, covering demographic characteristics and language. The population universe (target population) of the 2011 Census includes the following groups:

- Canadian citizens (by birth or by naturalization) and landed immigrants (permanent residents) with a usual place of residence in Canada.
- Canadian citizens (by birth or by naturalization) and landed immigrants (permanent residents) who are abroad either on a military base or attached to a diplomatic mission.
- Canadian citizens (by birth or by naturalization) and landed immigrants (permanent residents) at sea or in port aboard merchant vessels under Canadian registry or Canadian government vessels.
- Persons with a usual place of residence in Canada who are claiming refugee status and family members living with them.
- Persons with a usual place of residence in Canada who hold study permits and family members living with them.
- Persons with a usual place of residence in Canada who hold work permits and family members living with them.

For Census purposes, these last three groups of people are referred to as 'non-permanent residents.' They have been included since 1991. Foreign residents are excluded from the population universe. Foreign residents are persons who belong to the following groups:

- Government representatives of another country attached to the embassy, high commission or other diplomatic body of that country in Canada, and members of their families living with them.
- Members of the Armed Forces of another country who are stationed in Canada, and family members living with them.
- Residents of another country visiting Canada temporarily (for example, a foreign visitor on vacation or on business, with or without a visitor's permit).

Age group

Refers to the age at last birthday before the reference date, that is, before May 10, 2011. This variable is derived from date of birth.

LANGUAGE GROUPS

Home language	Refers to the language spoken most often or on a regular basis at home by the individual at the time of the Census.
Mother tongue	Refers to the first language learned at home in childhood and still understood by the individual at the time of the Census.

FAMILIES

Census family structure (families by type)	Refers to the classification of Census families into married couples (with or without children of either and/or both spouses), common-law couples (with or without children of either and/or both partners), and lone-parent families by sex of parent. A couple may be of opposite or same sex. A couple with children may be further classified as either an intact family or stepfamily, and stepfamilies may, in turn, be classified as simple or complex. Children in a Census family include grandchildren living with their grandparent(s) but with no parents present.
Census family composition (families by number of children)	Refers to the classification of Census families (that is, married or common-law couples, with or without children, and lone parents with at least one child) by the number and/or age group of children living at home. A couple may be of opposite or same sex. A couple with children may be further classified as either an intact family or stepfamily, and stepfamilies may, in turn, be classified as simple or complex. Children in a Census family include grandchildren living with their grandparent(s) but with no parents present.

HOUSEHOLDS / DWELLINGS

Household size	Number of persons occupying a private dwelling.
Household type	<p>Category to which a person living alone or a group of persons occupying the same dwelling belong. There are two categories: non-family households and family households.</p> <ul style="list-style-type: none"> • A non-family household consists of either one person living alone or of two or more persons who share a dwelling, but do not constitute a family. • Family households are divided into two subcategories: one-family households and multiple-family households.

<p>Structural type of dwelling</p>	<p>Characteristics that define a dwelling's structure, for example, the characteristics of a single-detached house, a semi-detached house, a row house, or an apartment or flat in a duplex.</p> <ul style="list-style-type: none"> • Single-detached house – A single dwelling not attached to any other dwelling or structure (except its own garage or shed). A single-detached house has open space on all sides, and has no dwellings either above it or below it. • Semi-detached house – One of the two dwellings attached side by side (or back to front) to each other, but not to any other dwelling or structure (except its own garage or shed). A semi-detached dwelling has no dwellings either above it or below it, and the two units together have open space on all sides. • Row house – One of three or more dwellings joined side by side (or occasionally side to back), such as a town house or garden home, but not having any other dwellings either above or below. • Apartment or flat in a duplex – One of two dwellings, located one above the other, may or may not be attached to other dwellings or buildings. • Apartment in a building that has five or more storeys – A dwelling unit in a high-rise apartment building which has five or more storeys. • Apartment in a building that has fewer than five storeys – A dwelling unit attached to other dwellings units, or other non-residential space in a building that has fewer than five storeys. • Other single-attached house – A single dwelling that is attached to another building and that does not fall into any of the other categories, such as a single dwelling attached to a non-residential structure (e.g., a store or a church) or occasionally to another residential structure (e.g., an apartment building). • Mobile home – A single dwelling, designed and constructed to be transported on its own chassis and capable of being moved to a new location on short notice. It may be placed temporarily on a foundation, such as blocks, posts or a prepared pad (which may be covered by a skirt). • Other movable dwelling – A single dwelling, other than a mobile home, used as a place of residence, but capable of being moved on short notice, such as a tent, recreational vehicle, travel trailer or houseboat.
<p>Grouped dwelling types</p>	<p>For comparative purposes the Census dwelling structure data types were re-grouped for the Ward and Community Council Highlights page into four dwelling structure types: houses; row/townhouses; apartment units in buildings with less than 5 storeys and apartment units in buildings with 5 or more storeys. Houses include single and semi-detached houses, apartments or flats in duplexes and other dwellings such as mobile homes.</p>

For more information see **Statistics Canada - Catalogue no. 98-301-X 2011 Census Dictionary**

NOTES

<p>Custom Tabulations</p>	<p>The Ward and Community Council Profiles are based on a series of custom tabulations from the 2011 Census and the new voluntary National Household Survey of Statistics Canada.</p>
<p>2011 Census Methodology</p>	<p>There have been changes in the way information has been collected for portions of the 2011 Census. This will impact the extent to which comparisons can be made with previous Census results on some Census variables. The information previously collected by the long-form Census questionnaire was collected in 2011 as part of the new voluntary National Household Survey. The following data in the Ward and Community Council profiles are from questions that are part of both the 2006 and 2011 Censuses and can be compared:</p> <ul style="list-style-type: none"> • Population; • Households; • Families; and • Language Groups.
<p>The National Household Survey</p>	<p>The results of the new voluntary National Household Survey will be released in 2013:</p> <ul style="list-style-type: none"> • Immigration, Citizenship, Language, Ethnic Origin, Visible Minorities, Religion, Aboriginal Peoples – May 8, 2013 • Labour, Education, Place of Work, Commuting, Mobility, Migration, Language of Work – June 26, 2013 • Income, Earnings, Housing and Shelter Costs – August 14, 2013 <p>City Planning staff will update the Ward and Community Council Profiles when Statistics Canada can provide the necessary custom tabulations based on the National Household Survey.</p>
<p>Table Totals and Random Rounding</p>	<p>The figures shown in the tables have been subjected to a confidentiality procedure known as "random rounding" by Statistics Canada, wherein each of the numbers is randomly rounded up or down by 5 or 10. This is intended to prevent the possibility of associating these data with any identifiable individual. The totals of each table are the sum of the individual population characteristics in that table as provided by Statistics Canada, each of which may have been randomly rounded. As a result, due to random rounding, the totals for any one table may vary from the total population count for that area as reported by Statistics Canada.</p>

For more information see **Statistics Canada - Catalogue no. 98-301-X 2011 Census Dictionary**