



City Budget 2013

Fire Services Capital Program Summary

The City of Toronto's budget is presented by program and service, in Analyst Note format. The City's Capital Budget funds major infrastructure.

2013 - 2022 Capital Program

2013 CAPITAL PROGRAM SUMMARY APPROVED JANUARY 16, 2013

TABLE OF CONTENTS

PART I: 2013 CAPITAL BUDGET AND PLAN	2
PART II: 2013 – 2022 CAPITAL PLAN	
10-Year Capital Plan Summary	4
10-Year Capital Plan Overview	6
10-Year Capital Plan Operating Impact Summary	13
PART III: 2013 CAPITAL BUDGET	
2013 Capital Budget by Project Category and Funding Source	15
2013 Cash Flow & Future Year Commitments	17
2013 Capital Project Highlights	18
PART IV: ISSUES FOR DISCUSSION	
2013 and Future Year Issues	19
Issues Referred to the 2013 Capital Budget Process	N/A
APPENDICES	
Appendix 1: 2012 Performance	23
Appendix 2: 10-Year Capital Plan Project Summary	25
Appendix 3: 2013 Capital Budget; 2014 to 2022 Capital Plan	26
Appendix 4: 2013 Cash Flow & Future Year Commitments	27
Appendix 5: 2013 Capital Projects with Financing Details	28
Appendix 6: 2013 Reserve / Reserve Fund Review	29

PART I: 2013 CAPITAL BUDGET AND PLAN

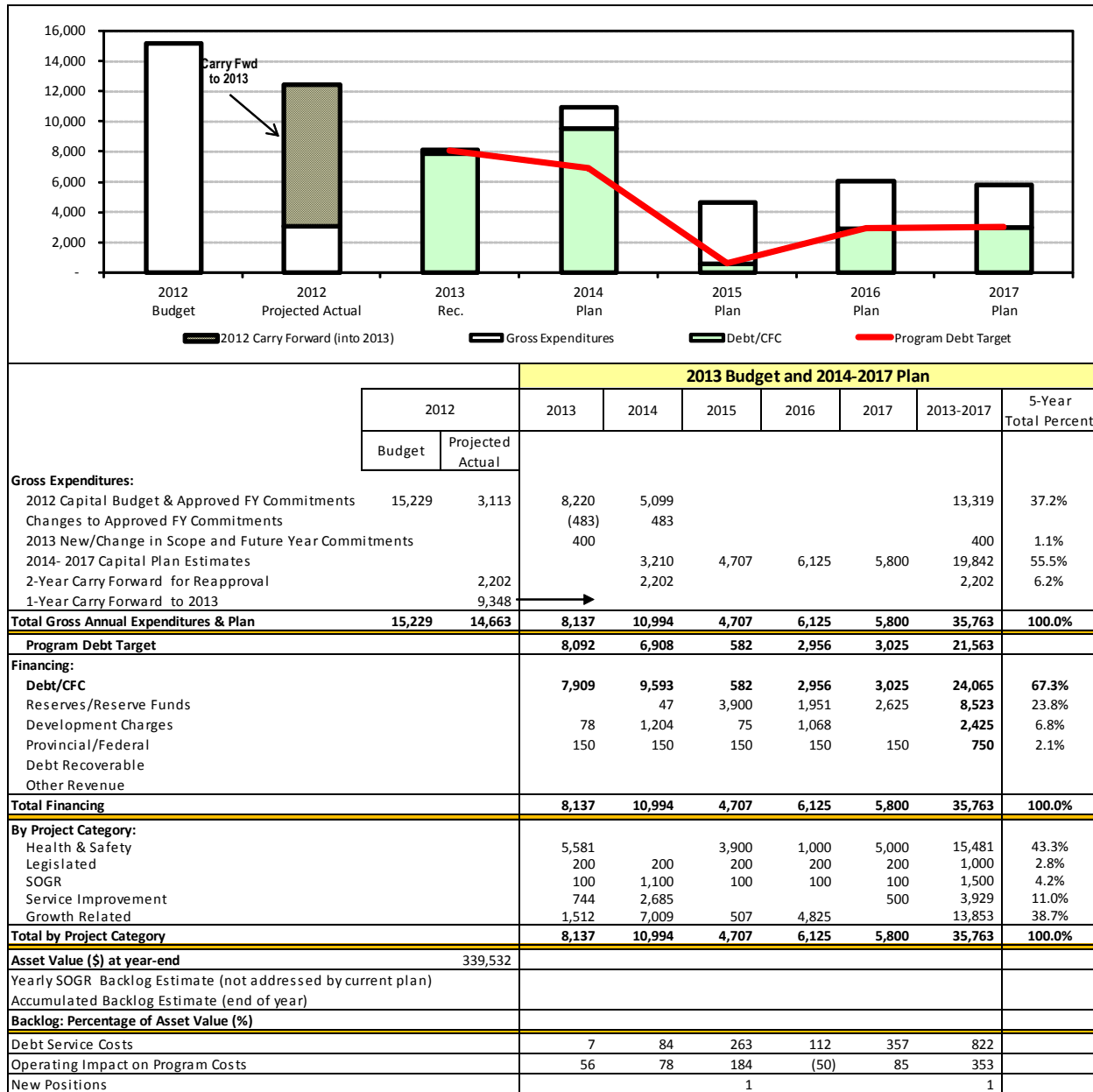
City Council approved the following recommendations:

1. City Council approve the 2013 Capital Budget for Fire Services with a total project cost of \$0.400 million, and 2013 cash flow of \$17.485 million and future year commitments of \$7.784 million comprised of the following:
 - a) New Cash Flow Funding for:
 - i) 2 new sub-project with a 2013 total project cost of \$0.400 million that requires cash flow of \$0.400 million in 2013;
 - ii) 5 previously approved sub-projects with a cash flow of \$7.737 million in 2013 and \$7.784 million in 2014;
 - iii) 1 sub-project from a previously approved project with carry forward funding from 2011 and prior years requiring 2014 cash flow of \$2.202 million which forms part of the affordability target that requires Council to reaffirm its commitment; and
 - b) 2012 approved cash flow for 4 previously approved sub-projects with carry forward funding from 2012 into 2013 totaling \$9.348 million.
2. City Council approve new debt service costs of \$0.007 million in 2013 and incremental debt costs of \$0.041 million in 2014 resulting from the approval of the 2013 Capital Budget, to be included in the 2013 and future year operating budgets;
3. City Council approve the 2014-2022 Capital Plan for Toronto Fire Services totaling \$35.261 million in project estimates, comprised of \$3.210 million in 2014; \$4.707 million in 2015; \$6.125 million in 2016; \$5.800 million in 2017; \$0.300 million in 2018; \$0.300 million in 2019; \$4.600 million in 2020; \$6.001 million in 2021; and, \$4.218 million in 2022;
4. City Council consider operating impacts of \$0.056 million in 2013; \$0.078 million in 2014, \$0.085 million in 2015 including 1 position, and (\$0.050 million) in 2016 emanating from the approval of the 2013 Capital Budget for inclusion in the 2013 and future year operating budgets; and
5. The Replacement of the Heavy Urban Search & Rescue (HUSAR) Equipment project with third party financing in 2013 be approved conditionally, subject to the receipt of such funding if such funding is not forthcoming, their priority and funding be reassessed by City Council relative to other City-financed priorities and needs.
6. Fire Services report back to the Budget Committee for the 2014 Budget process on the impact of the Fire Services / EMS Efficiency Study on Fire Services 10-Year Capital Plan.

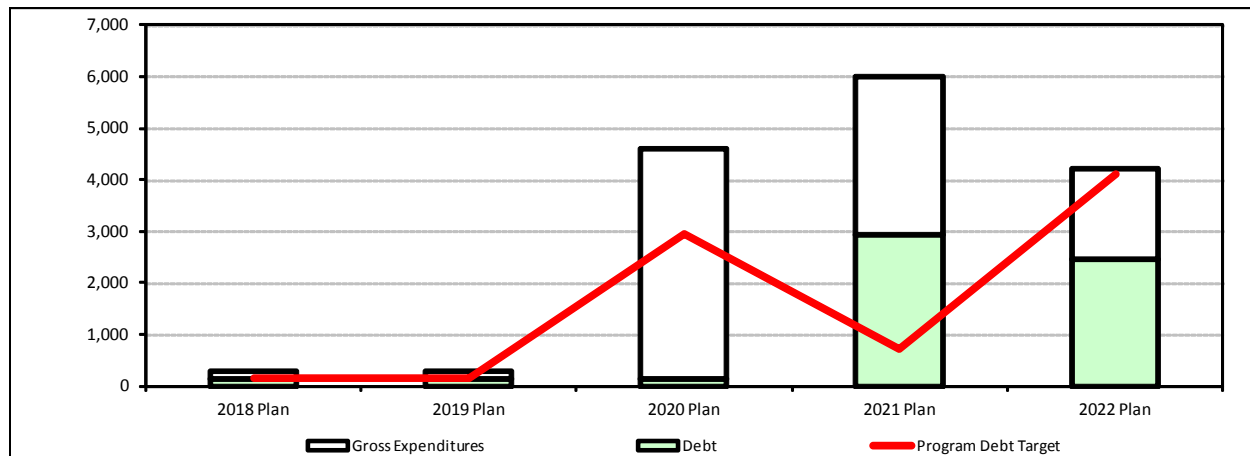
7. City Council approve the 2013 Capital Budget for the Radio Communication System Replacement project with a 2013 cash flow of \$22.665 million and future year commitment of \$19.093 million comprised of the following:
 - a) New Cash Flow Funding for:
 - i) 4 previously approved sub-projects that require cash flow of \$20.471 million in 2013 with future year commitments of \$19.093 million in 2014;
 - ii) 1 sub-project from a previously approved project with carry forward funding from 2011 and prior requiring 2013 cash flow of \$0.093 million which forms part of the affordability targets that requires Council to reaffirm its commitment; and
 - b) 2012 approved cash flow for 4 previously approved sub-projects with carry forward funding from 2012 into 2013 totaling \$2.101 million.
8. City Council consider the operating impact of \$1.267 million in 2014 related to the Radio Communication Replacement project including one position emanating from the approval of the 2013 Capital Budget. Such operating impacts to be co-shared between Toronto Fire Services, Emergency Medical Services and Toronto Police Services' 2014 and future year operating budgets.

PART II: 2013 – 2022 CAPITAL PROGRAM

10-Year Capital Plan
2013 Budget, 2014 - 2017 Plan
(In \$000s)



10-Year Capital Plan
2018-2022 Plan
(In \$000s)



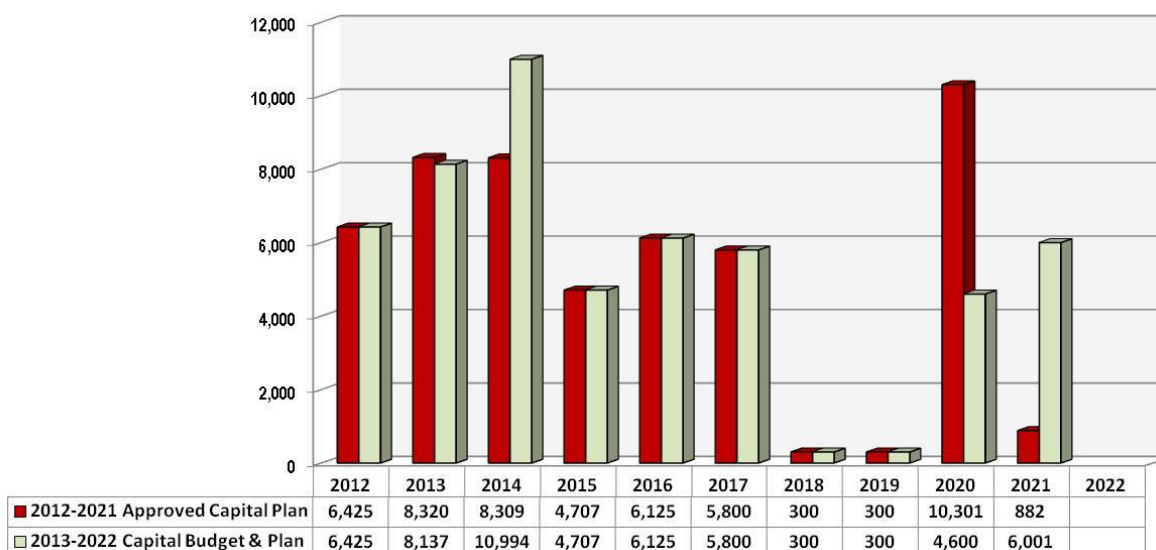
	2018-2022 Capital Plan						10-Year Total Percent
	2018	2019	2020	2021	2022	2013-2022	
Gross Expenditures:							
2012 Capital Budget & Approved FY Commitments						13,319	26.0%
Changes to Approved FY Commitments						400	0.8%
2013 New/Change in Scope and Future Year Commitments						35,261	68.9%
2018 - 2022 Capital Plan Estimates	300	300	4,600	6,001	4,218	2,202	4.3%
2-Year Carry Forward for Reapproval							
Total Gross Annual Expenditures & Plan	300	300	4,600	6,001	4,218	51,182	100.0%
Program Debt Target	150	150	2,935	732	4,100	29,630	
Financing:							
Debt							
Reserves/Reserve Funds	150	150	150	2,935	2,462	29,912	58.4%
Development Charges			4,300			12,823	25.1%
Provincial/Federal	150	150	150	150	150	6,947	13.6%
Debt Recoverable						1,500	2.9%
Other Revenue							
Total Financing	300	300	4,600	6,001	4,218	51,182	100.0%
By Project Category:							
Health & Safety			4,300			19,781	38.6%
Legislated	200	200	200	200	200	2,000	3.9%
SOG	100	100	100	100	100	2,000	3.9%
Service Improvement						3,929	7.7%
Growth Related				5,701	3,918	23,472	45.9%
Total by Project Category	300	300	4,600	6,001	4,218	51,182	100.0%
Asset Value(\$) at year-end							
Yearly SOGR Backlog Estimate (not addressed by current plan)							
Accumulated Backlog Estimate (end of year)							
Backlog: Percentage of Asset Value (%)							
Debt Service Costs	313	18	18	67	345	1,583	
Operating Impact on Program Costs	(50)					303	
New Positions						1	

10-Year Capital Plan Overview

- Toronto Fire Services (TFS) is responsible for providing fire rescue and emergency response as well as providing public education with respect to fire safety and fire prevention to residents of the City of Toronto.
- TFS currently operates eighty-nine fire stations and support facilities with a total area of approximately 754,516 sq. ft. with an estimated replacement value of \$339.000 million.
- TFS' 10-Year Capital Plan of \$51.182 million focuses on funding new fire station construction, rehabilitation and replacement of existing fire stations based on the Fire Master Plan approved by City Council in 2007.
- The 10-Year Capital Plan also includes funding for lifecycle replacement of emergency equipment (portable radios, defibrillators, self contained breathing apparatus and bunker suits), burn house training simulators continually used in live fire training exercises and a new predictive Modeling software for the deployment of fire apparatus.
- The 10-Year Capital Plan totals \$51.182 million of which \$35.763 million or 70% is projected for the first 5 years, with the final 5 years requiring funding of \$15.419 million or 30% of total funding.
- The 10-Year Capital Plan requires new debt/CFC funding of \$29.912 million which exceeds the 10-Year affordability target of \$29.630 million. Over the 10-Year Plan period, the Program is \$0.282 million or 1% over the debt target. Additional funding of \$0.300 million is required to purchase new Predictive Modeling software that will aid in the deployment of fire apparatus.
 - 58% or \$29.912 million of the total 10-Year Capital Plan of \$51.182 million is funded from debt/CFC.
 - The remaining capital financing is comprised of reserve and reserve funds of \$12.823 million (25%), Development Charges \$6.947 million (14%) and Provincial funding of \$1.500 million (3%).
- The Radio Communication System Replacement project is a corporate initiative involving three Programs: Fire Services, Police Services and Emergency Medical Services and does not reside in any one of these Programs' Capital Plans. The Radio Communication System Replacement project's completion is expected in 2014 with a total project cost of \$51.705 million, a reduction of \$18.295 million from the \$70.000 million approved in the 2012 Capital Budget.

Key Changes to the 2012 - 2021 Approved Capital Plan

Changes to the 2012 -2021 Approved Capital Plan
(In \$000s)



The 2013 Capital Budget and the 2014 - 2022 Capital Plan reflects an increase of \$1.920 million from the 2012 to 2021 Approved Capital Plan. The changes to the 2012-2021 Approved Capital Plan arise mainly from the need to accommodate the change in cash flow requirements in 2013 and 2014 for the Chaplin Station project and the addition of the new Predictive Modeling software project.

The major changes to the 2012-2021 Approved Capital Plan are outlined below:

- The design phase of the Chaplin Station project has been delayed pending consultation with community residents, the local ward councillor and the project architect. As the anticipated completion of this project has now been delayed by one year (from 2013 to 2014), the required cash flow funding estimates have been adjusted to include the 2-year carry forward funding of \$2.202 million in 2014.
- To offset the debt funding required for Chaplin Station project of \$2.202 million, Fire Services will delay the acquisition of land for Station G – Sunnybrook Station from 2019 to 2020.
- A new project was added in 2013 that requires \$0.300 million to purchase the Predictive Modeling Tool, a software program that runs in conjunction with Fire Services' Computer Aided Dispatch System to aid in the deployment of fire apparatus. Installation of the software will assist Fire Services in improving coverage and response times.

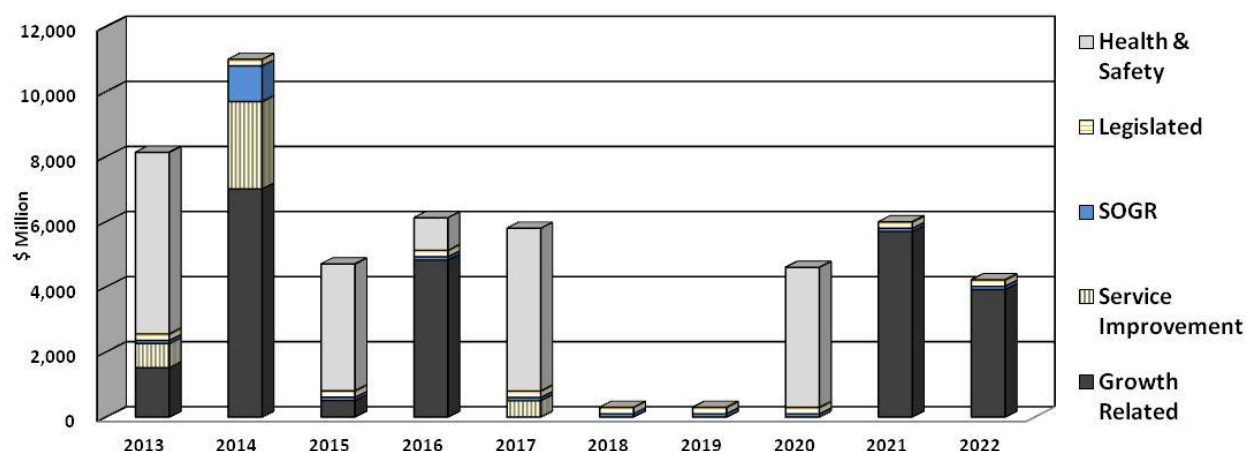
- The following chart details the key project cash flow changes to the 2012 – 2021 Approved Capital Plan.

**Summary of Project Changes
(In \$000s)**

Key Projects	Total Project Cost	2013	2014	2015	2016	2017	2018	2019	2020	2021	2013 - 2021	Revised Total Project Cost
Previously Approved												
Chaplin Fire Station (Station 135)	4,934	(483)	2,685								2,202	4,934
Station G (New Stn 124) Sunnybrook	11,821								(5,701)	5,119	(582)	11,821
Total Previously Approved	16,755	(483)	2,685						(5,701)	5,119	1,620	16,755
New												
Predictive Modeling Tool	300	300									300	300
Total New	300	300									300	300
Total Changes	17,055	(183)	2,685						(5,701)	5,119	1,920	17,055

2013 – 2022 Capital Plan

**2013–2022 Capital Plan by Project Category
(In \$000s)**

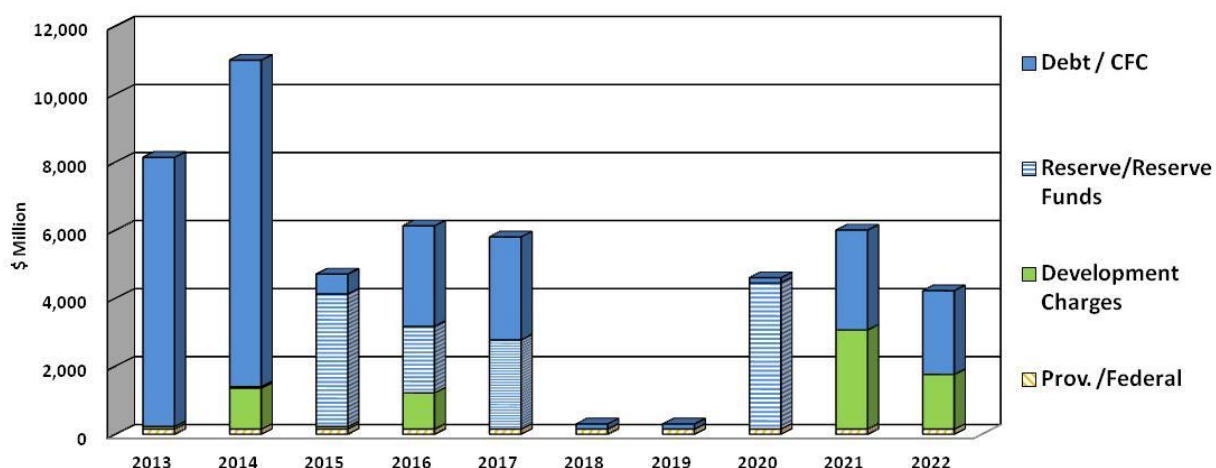


The 10-Year Capital Plan of \$51.182 million provides funding for Health and Safety projects of \$19.781 million; Legislated projects of \$2.000 million; State of Good Repair (SOGR) projects of \$2.000 million; Service Improvement projects of \$3.929 million, and Growth Related of \$23.472 million.

- Health and Safety projects represent 39% or \$19.781 million of the 10-year cash flow funding and include the replacement purchase of portable radios, bunker suits, self-contained breathing apparatus, and defibrillators.
 - \$15.481 million or 78% of the funding of \$19.781 million will be spent during the first five years and the remaining \$4.300 million or 22% is planned for the second five years of the 10-Year Capital Plan period.

- The 10-Year Capital Plan has one Legislated project at a value of \$2.000 million or 4% of cash flow funding for the replacement of depleted stock and supplementary equipment required by Fire Services' Heavy Urban Search & Rescue (HUSAR) Team. This project is subsidized at 75% by the Federal government's Joint Emergency Preparedness Program (JEPP).
 - Funding of \$0.200 million is provided per year over the 10-year period.
- State of Good Repair projects account for \$2.000 million or 4% of the 10-Year Capital Plan's cash flow funding for the annual capital maintenance of the East & West Burn-houses training simulators and the replacement of Fire Services' emergency phone system to support the migration from a circuit switched technology to an Internet Protocol (IP) platform.
 - \$1.500 million or 75% of project funding for SOGR will be spent over the first five year period.
- Service Improvement projects require funding of approximately 8% or \$3.929 million of the total planned cash flow. The two projects, Rebuild of Chaplin Fire Station (Station #135) and the Fire Prevention - South District Consolidation are anticipated to be completed by 2014.
- Growth Related Projects account for 46% or \$23.472 million and address the deficiency in service levels and response times in areas identified by the KPMG report and Fire Services' Master Plan approved by City Council in 2007. These projects include the construction of four new stations, Station D (Midland & Eglinton), Station B (Keele St. between Sheppard and Wilson Avenue), Station A (Etobicoke), and Station G (Sunnybrook Hospital).
 - Funding of \$13.853 million or 59% for Stations A, D, and B projects are anticipated to be completed during the first five years while the Station G project is scheduled to begin in 2021.

2013–2022 Capital Plan by Funding Source
(In \$000s)



The 10-Year Capital Plan of \$51.182 million will be financed by \$29.912 million of debt/CFC, \$12.823 from Reserve / Reserve funds, \$6.947 million from Development Charges, and \$1.500 million from Federal funding.

- The 2013 – 2022 Capital Plan is funded primarily from debt/CFC, which accounts for 58.4% or \$29.912 million of total project financing.
 - \$24.065 million or 80% of the debt/CFC funding will be utilized in the first five years while debt funding in last 5 years will significantly decrease to \$5.847 million or 20% as only one major capital project is planned with spending in the last two years of the 10-year period.
- The debt funding exceeds the 10-year debt affordability guideline by \$0.282 million and does not meet the debt targets for years 2013 to 2014, and 2021 and 2022 mainly due to the following:
 - The unexpected delay of the Chaplin Station project results in a 2-year carry forward funding of \$2.202 million with funding required in 2014. The project is now anticipated to be completed in 2014. To offset the increase in debt requirement in 2014, and still achieve the debt targets over the 10-year period, the Station G-Sunnybrook project was delayed by one year from 2019 to 2020 and \$2.202 million in funding for the last phase of construction has moved beyond the 2013-2022 Capital Plan period.
 - A new software program with total project cost of \$0.300 million was added in 2013 to assist Fire Services with the effective deployment of its fire apparatus.
- Reserve funding accounts for \$12.823 million or 25% of the 10-Year Capital Plan's financing. Fire Services' Vehicle and Equipment Reserve fully funds the replacement of defibrillators, bunker suits and 53% of the costs to replace the portable radios. The Capital Financing Reserve will also be utilized as a funding source (\$0.998 million) for the construction of Station A at Highway 27 and Rexdale Blvd.
 - \$8.523 million or 66% of reserve funding will be utilized during the first five years and \$4.300 million or 34% will be spent over the second 5 years of the 10-Year Capital Plan.
- Development Charge (DC) funding constitutes \$6.947 million or 13.7% of the total financing to be utilized for the construction of three new stations. DC funding of \$2.425 million for Station A (Highway 27/Rexdale Blvd) and Station B (Keele St) will be utilized in the first five years of the plan and funding of \$4.522 million for Station G in 2021 and 2022.
- Federal funding for Heavy Urban Search & Rescue (HUSAR) equipment replacement comprises 3% or \$1.500 million of total financing over the 10 year period. This project is currently subsidized at a rate of 75% by the Federal government's Joint Emergency Preparedness Program (JEPP). The Program has been advised that JEPP will be cancelled as of April 1, 2013, however Fire Services across Ontario are working together to ensure funding is continued beyond 2013.
 - Annual funding of \$0.200 million has consistently been provided over the 10-Year Capital Plan period.

Major Capital Initiatives by Category

Summary of Major Capital Initiatives by Category
(In \$000s)

	Total Project Cost	2013 Budget	2014 Plan	2015 Plan	2016 Plan	2017 Plan	2018 Plan	2019 Plan	2020 Plan	2021 Plan	2022 Plan	2013- 2022 Total
Health & Safety												
Replacement of Portable Radios	5,000					5,000						5,000
Self Contained Breathing Apparatus -	5,824	5,581										5,581
Bunker Suits Lifecycle Replacement	8,200			3,900					4,300			8,200
Defibrillators Lifecycle Replacement -	1,000				1,000							1,000
Sub-Total	10,824	5,581		3,900	1,000				4,300			19,781
Legislated												
Replacement of HUSAR Equipment	2,200	200	200	200	200	200	200	200	200	200	200	2,000
Sub-Total	2,200	200	200	200	200	200	200	200	200	200	200	2,000
State of Good Repair (SOGR)												
Training Simulators Rehabilitation	1,000	100	100	100	100	100	100	100	100	100	100	1,000
Emergency Phone System Replacement	1,000		1,000									1,000
Sub-Total	2,000	100	1,100	100	100	100	100	100	100	100	100	2,000
Service Improvements												
Chaplin Fire Station (Station 135)	4,934	444	2,685									3,129
Fire Prevention - South District	500					500						500
Predictive Modeling Tool	300	300										300
Sub-Total	5,734	744	2,685			500						3,929
Growth Related												
Station B (Station 144 Keele St)	9,885	536	5,099									5,635
Station A (Stn 414 - Hwy 27 and Rexdale)	7,242		1,910	507	4,825							7,242
Station G (New Station 124 - Sunnybrook)	11,821									5,701	3,918	9,619
Station D (New Stn 221 Eglinton and Midland)	7,640	976										976
Sub-Total	36,588	1,512	7,009	507	4,825					5,701	3,918	23,472
Total	57,346	8,137	10,994	4,707	6,125	5,800	300	300	4,600	6,001	4,218	51,182

The 10-Year Capital Plan for Fire Services is mainly comprised of growth related projects for the construction of new fire stations; State of Good Repair (SOGR) projects that ensure ongoing asset replacement; Health and Safety and Legislated projects for emergency equipment replacement and on-going asset refurbishment. The construction of facilities has been prioritized and included in the 10-Year Capital Plan in order to make progress on the Master Fire Plan as approved by City Council in 2007.

State of Good Repair (SOGR); Health and Safety and Legislated Projects

- State of Good Repair projects total \$2.000 million or 4% of the 10-Year Capital Plan capital expenditures include:
 - the Emergency Phone System Replacement project (\$1.000 million) which will fund the required changes and replacement of TFS telephone infrastructure to support the migration from a circuit switched technology to an Internet Protocol (IP) platform that provides 911 service; and
 - the Training Simulation Rehabilitation project of \$0.100 million will fund annual capital maintenance for the East & West Burn-houses training simulators. These burn-houses are used continually in live fire training exercises by both Operations Division and Recruit Induction. High temperature exposure and flame impingement causes deterioration of concrete, steel and brick components, protection panels and burns pads that will need remediation.
- Health & Safety projects account for \$19.781 million or 39% of the total 10-Year Capital Plan cash flow funding. Project funding is provided for the purchase of portable radios that are replaced every 7 years (\$5.000 million), replacement of self-contained breathing apparatus

that have a mandated life-span of 15 years as per Provincial regulations (\$5.581 million), Bunker Suits Lifecycle Replacement project to replace 3,000 bunker suits used by firefighters every 5 years (\$8.200 million), and the replacement of 167 defibrillators that has a lifespan of 5 years scheduled in 2016 (\$1.000 million).

- Legislated projects account for \$2.000 million or 4% of the 10-Year Capital Plan's spending and include the Replacement of Heavy Urban Search & Rescue (HUSAR) Equipment project that will provide \$2.000 million for the continuous replacement of depleted stock and supplementary equipment required by Fire's HUSAR team. This project is subsidized at a rate of 75% by the Federal government's Joint Emergency Preparedness Program (JEPP). JEPP was established to enhance the national capacity to respond to all types of emergencies which includes the purchase of emergency response equipment for emergency planning and exercises.

Service Improvement Projects

- Service Improvement projects require funding of approximately 8% or \$3.929 million of the total planned cash flow of \$51.182 million included in the 10-Year Capital Plan.
 - The rebuild of Chaplin Fire Station (Station #135) project was necessary as it was deemed unsafe due to structural problems with the garage floor as it could not support the weight of fire trucks.
 - The Fire Prevention - South District Consolidation project that will rehabilitate an existing Fire Services location to accommodate the consolidation of 60 Fire prevention staff in one mid-city location. Staff deployment issues require site consolidation for more effective coverage by Fire Prevention staff doing site visits and inspections across South district.
 - The acquisition of new software that will run in conjunction with Fire Services' Computer Aided Dispatch System to aid in the deployment of fire apparatus. The software will track all calls and recommend deployment of fire apparatus to improve coverage and response times.

Growth Related Projects

- Growth Related projects make up the largest category of projects in Fire Services' 10-Year Capital Plan with funding totaling \$23.472 million or 46% of the total planned cash flow of \$51.182 million. Key projects include the construction of four new fire stations to address deficiency in service levels and response times.
 - The Station D (Midland & Eglinton) project will entail the construction of a new station that will improve emergency response times in the central Scarborough area. This new fire station is scheduled to be completed in 2013.
 - The Station B (Keele St. between Sheppard and Wilson Avenue) project will undertake the construction of a new fire station and Fire Prevention office at Downsview Park as per the KPMG report and TFS Master Plan 2007. The purchase of the land was scheduled for 2012 but has now been delayed to early 2013. The project is still anticipated to be completed in 2014

- The Station A (Etobicoke) project is a new fire station in the Woodbine Racetrack at Hwy 27 and Rexdale that will allow Fire Services to respond to emergency calls with a four-minute road response time in 90% of instances. Discussions are underway to secure an appropriate site.
- The Station G (Station #124) at Sunnybrook Hospital project is a new fire station to address the gaps in service levels in the Sunnybrook area as identified in a KPMG study and with the TFS Master Plan – 2007. A KPMG study recommended that EMS' existing Station #21 be co-located with the new Fire Station however, this project does not include a co-location plan with EMS at this time. Discussions with EMS are underway and the project will be updated for the 2014 Budget process.

State of Good Repair (SOGR) Backlog

The Fire Services' 10-Year Plan does not account for SOGR backlog of Fire facilities as all asset management projects for Fire Services' existing stations and buildings were transferred to Facilities Management (FM) portfolio in 2010 to ensure consistency in maintenance standards applied throughout City facilities.

10-Year Capital Plan Impact on the Operating Budget

Operating Impact Summary (In \$000s)

Program Costs, Revenues and Net (\$000s)	2013 Budget	2014 Plan	2015 Plan	2016 Plan	2017 Plan	2018 Plan	2019 Plan	2020 Plan	2021 Plan	2022 Plan	2013-2022 Total
2013 Capital Budget											
Program Gross Expenditure	55.9	77.9	85.0	(50.0)							168.8
Program Revenue											
Program Costs (Net)	55.9	77.9	85.0	(50.0)							168.8
Approved Positions											
10-Year Capital Plan											
Program Gross Expenditure			99.0		85.0	(50.0)					134.0
Program Revenue											
Program Costs (Net)			99.0		85.0	(50.0)					134.0
Approved Positions			1.0								1.0
Total											
Program Gross Expenditure	55.9	77.9	184.0	(50.0)	85.0	(50.0)					302.8
Program Revenue											
Program Cost (Net)	55.9	77.9	184.0	(50.0)	85.0	(50.0)					302.8
Approved Positions			1.0								1.0

The 2013 Approved Capital Budget will result in an operating budget increase of \$0.169 million.

The 10-Year Capital Plan will increase future year Operating Budgets by a total of \$0.303 million net over the 2013 – 2022 period. Approved positions will increase by 1 over the 10-year time frame.

This is comprised of operating costs for the following major projects:

- In 2013, operating costs of \$0.056 million are required for the following:

- Station D (New Station #221) - Eglinton and Midland - \$0.018 million for building utilities and maintenance costs for the new station anticipated to be completed in mid-2013.
- Exhibition Place Station - \$0.038 million for annual costs for building utilities as the fire station will be operational on a year- round basis.
- In 2014, an increase of \$0.078 million will be required for the annualize utility and maintenance costs for the new Station D #221 (Eglinton and Midland) of \$0.018 million and the system maintenance and licensing costs of \$0.060 million for the Predictive Modeling software.
- In 2015, the completion of two projects will result in increased operating costs of \$0.184 million from:
 - The Emergency Phone System Replacement project which will require funding for one permanent position, Fire Fighter, 1st class, to manage and monitor the new IP based 911 system.
 - The Completion of Station B - (Keele St) which will require annual maintenance and utility costs of \$0.035 million and one-time funding of \$0.050 million for furniture and equipment which will be reversed in 2016.
- In 2017, annual funding for utilities and building maintenance of \$0.035 million and one-time funding for furniture and equipment of \$0.050 million (to be reversed in 2018) will be required for the new station, Station A - Hwy 27/Rexdale that is anticipated to be completed in 2016.

Net Operating Impact by Project

(In \$000s)

Project	2013 Budget		2014 Plan		2015 Plan		2016 Plan		2017 Plan		Capital Budget Plan		2018 - 2022 Capital Plan	
	\$000s	Positions	\$000s	Positions	\$000s	Positions	\$000s	Positions	\$000s	Positions	\$000s	Positions	\$000s	Positions
Previously Approved Projects														
Station D (#221) - Eglinton and Midland	18		18								36		36	
Station B (#144) Keele St betw Sheppard/Wilson					85		(50)				35		35	
Rehabilitation of Exhibition Place Fire Stn	38										38		38	
New Projects - Future Year														
Station A (#414) - Hwy 27 and Rexdale Blvd									85		85		35	
Emergency Phone System Replacement					99	1					99	1	99	1
Predictive Modeling Tool			60								60		60	
Total (Net)	56		78		184	1	(50)		85		353	1	303	1

Capital Project Delivery: Temporary Positions

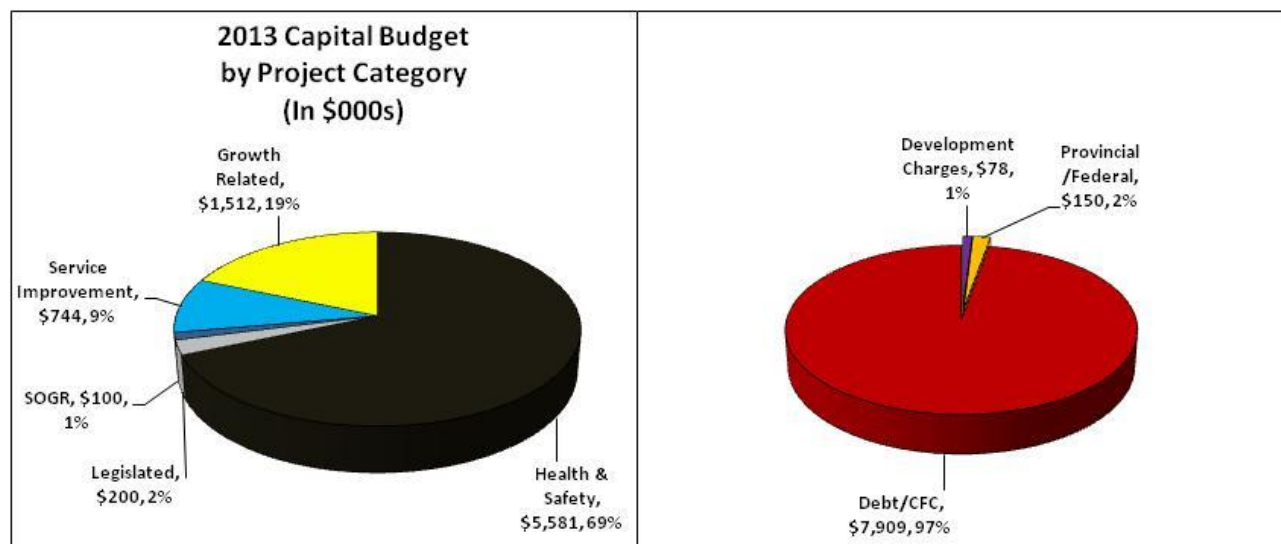
- Fire Services has no temporary positions dedicated to capital project delivery.

Radio Communication System Replacement Project

- The contract for the Radio Communication System Replacement project was awarded in June 2012 and is now anticipated to be completed in 2014. Fire Services has identified the operating impact of \$1.267 million in 2014 for ongoing maintenance and support for both the new radio infrastructure (TRIP) and the fire station alerting system (COTS-FSA), system lifecycle requirements and the addition of one Systems Administrator position, with increments of approximately \$0.012 million each year for the next 14 years.
- The increased operating costs of \$1.267 million in 2014 and an additional \$0.012 million in 2015 will be co-shared between Toronto Fire Services, Emergency Medical Services and Toronto Police Services.

PART III - 2013 CAPITAL BUDGET

2013 Capital Budget by Project Category and Funding Source



The 2013 Capital Budget requires 2013 cash flow funding of \$8.137 million.

- The Health and Safety project, the Replacement of Self-contained Breathing Apparatus (SCBA), accounts for \$5.581 million or 69% of the 2013 Capital Budget's cash flow funding. SCBA is a critical component in the personal protective equipment (PPE) used by Fire Services with a mandated life-span of 15 years as per Provincial regulations.
- The replacement of Heavy Urban Search & Rescue (HUSAR) Equipment project is a legislated project which accounts for \$0.200 million or 2% of the 2013 capital spending. The Federal government's Joint Emergency Preparedness Program (JEPP) will fund 75% of this cost.
- The State of Good Repair project, Training Simulators Rehabilitation, requires \$0.100 million or 1% of capital spending.
- The Service Improvement projects, Replacement of Chaplin Fire Station (#135) and the Predictive Modeling program account for \$0.444 million and \$0.300 million of the 2013 Capital Budget's capital expenditures, respectively.
- \$1.512 million or 19% of project spending is dedicated to Growth Related projects. These projects include the continued construction of two new facilities, Station B (#144) Fire Station at Downsview Park, the Fire Prevention - South District Consolidation, and Station D (#221) at Eglinton and Midland Avenues in the Scarborough area.
- The 2013 Capital Budget for Fire Services is funded primarily from debt/CFC, which accounts for 97% or \$7.909 million financing. This is below the debt affordability guideline of \$8.092 million set in 2013.
- Development Charges fund \$0.078 million or 1% of the 2013 Capital Budget expenditures.

- Federal funding of \$0.150 million for the replacement of HUSAR equipment accounts for 2% of capital financing.

2013 Cash Flow & Future Year Commitments
(In \$000s)

	2011 & Prior Year Carry Forward	2012 Previously Approved Cash Flow Commitments	2013 New Cash Flow	2013 Total Cash Flow	2012 Carry Forwards	Total 2013 Cash Flow (Incl 2012 C/Fwd)	2014	2015	2016	2017	2018	2019	2020	2021	2022	Total Cost
Expenditures																
Previously Approved	2,202	7,737		7,737	9,348	17,085	7,784									24,869
Change in Scope																
New			400	400		400										400
New w/Future Year																
Total Expenditure	2,202	7,737	400	8,137	9,348	17,485	7,784									25,269
Financing																
Debt	2,202	7,509	400	7,909	5,494	13,403	7,134									20,537
Other					249	249										249
Reserves/Res Funds					369	369										369
Development Charges		78		78	3,236	3,314	650									3,964
Provincial/Federal		150		150		150										150
Total Financing	2,202	7,737	400	8,137	9,348	17,485	7,784									25,269

The 2013 Capital Budget is \$17.485 million, including carry forward funding of \$9.348 million, and provides funding of \$7.737 million for 5 previously approved projects under way and \$0.400 million for two new projects.

- Previously approved projects requiring cash flow funding of \$7.737 million in 2013 are required for the following 5 projects:
 - Construction of three fire stations, Station D – Eglinton and Midland (\$0.976 million), Station B - Keele St. (\$0.536 million) and Chaplin Station (\$0.444 million).
 - Replacement purchase of the self-contained breathing apparatus (\$5.581 million) and HUSAR equipment (\$0.200 million).
- The two new projects include the Training Simulation Rehabilitation project that requires funding of \$0.100 million for the annual capital maintenance of the East & West Burn-houses training simulators and the Predictive Modeling Tool project, a new software to aid in the deployment of fire apparatus requires funding of \$0.300 million.
- Funding carried forward from 2012 into 2013 of \$9.348 million will provide funding to continue the following projects: Station D – Eglinton and Midland (\$3.299 million), Station B - Keele St. (\$4.250 million), Chaplin Station (\$1.556 million), and the purchase of self-contained breathing apparatus (\$0.243 million).
- The 2013 Capital Budget of \$17.485 million will result in future year commitments of \$7.784 million in 2014.
- To fund the 2013 cash flow and future year commitments, Fire Services will require new debt/CFC funding of \$13.403 million in 2013 and \$7.134 million in 2014 to complete 2 previously approved projects in 2014.

- Development Charges of \$3.314 million will fund Growth-related projects such as the construction of two new stations, Stations B and D.
- Other sources of funding for 2013 capital projects are Federal subsidy of \$0.150 million, reserve funding of \$0.369 million, and Other (2012 Capital from Current) funding of \$0.249 million.

2013 Capital Project Highlights

The 2013 Capital Budget provides funding of \$17.485 million to:

- Complete the construction of the new fire station, Station D (Eglinton and Midland) and the purchase of self-contained breathing apparatus and HUSAR equipment.
- Begin the annual capital maintenance of the East & West Burn-houses training simulators and the implementation of a new software to aid in the deployment of fire apparatus.
- Continue the construction of two fire stations, Station B - Keele St. and Chaplin Fire Station.

2013 Capital Project Highlights (In \$000s)

Project	Total Project Cost	2013	2014	2015	2016	2017	2013 - 2017	2018	2019	2020	2021	2022	2013 - 2022 Total
Station B (Station #144 Keele St)	9,885	4,786	5,099				9,885						9,885
Chaplin Fire Station (Station #135)	4,934	2,000	2,685				4,685						4,685
Station D (New Stn #221 Eglinton and Midland)	7,640	4,275					4,275						4,275
Self Contained Breathing Apparatus - Replacement	5,824	5,824					5,824						5,824
Replacement of HUSAR Equipment (2012/2013/Future)	400	200					200						200
Training Simulators Rehabilitation (2013/Future)	100	100					100						100
Predictive Modeling Tool	300	300					300						300
Total (including carry forward funding)	29,083	17,485	7,784				25,269						25,269

PART IV: ISSUES FOR DISCUSSION

2013 Issues*Fire/EMS Efficiency Study*

- A Fire Services and EMS Efficiency study is currently being conducted and is anticipated to be completed by year-end 2012.
- Fire Services will report back to the Budget Committee for the 2014 Budget process on the impact of the Fire Services / EMS Efficiency Study on Fire Services 10-Year Capital Plan.

Radio Communication System Replacement

The Radio Communication System Replacement project is a corporate initiative involving three Programs: Fire Services, Police Services and Emergency Medical Services and does not reside in any one of these Programs' Capital Plans. This project represents a unique and effective partnership among the City's three emergency services.

Background

- In 2004, the Chiefs of Toronto Fire, Police and EMS identified the requirement to replace the City's existing public safety voice radio system shared by all three emergency services. The City's current radio system is approaching the end of its supported lifecycle. After 2012, system support from the vendor will become "best effort" as there are no service level agreements in place to guarantee a repair time and no guaranteed availability of replacement components.
- The replacement of the current radio communication system represents a significant expenditure for the City. The proper oversight and involvement from the City Manager's Office, Finance and Internal Audit was established and a Steering Committee for the Radio Communication System Replacement project was formed consisting of Deputy Chiefs from the 3 emergency services, reporting to the City Manager.
- At its meeting of March 7, 2007, City Council approved the 2007 Fire Services Capital Budget and, in so doing, adopted the following recommendation:

"An initial project cost for the Radio Communication System Replacement of \$0.500 million for consultant studies be approved with cash flow commitments of \$0.250 million in 2007 and \$0.250 million in 2008 and that the Chiefs of Toronto Fire Services, Toronto Police Service and Emergency Medical Services in consultation with the Steering Committee for Radio Communication System Replacement project and Deputy City Manager and Chief Financial Officer, report to the Budget Committee by July 2007 on the project status and any emergent issues, detailed project cost and cash flows."

- At its meeting of December 11, 12 and 13, 2007, City Council approved the Radio Communication System Replacement project with a total project cost of \$70.0 million, fully funded from debt for the replacement of the joint radio communication system infrastructure.

- The original timelines for the completion of this project changed due to the unexpected delays associated with the federal regulatory matters affecting radio frequency availability and the G20 Summit held in the City in 2010.
- The G20 Summit shifted the focus from the project towards providing G20 security personnel with radio communication on the City's radio infrastructure. The City's radio system was not capable of handling the additional loads without an emergent upgrade to the existing radio infrastructure. As a result, with City Council approval, the City purchased all the required equipment and upgrades necessary for the existing radio infrastructure to meet the demands for the G20 Summit.
- Due to delays resulting from the G20 Summit, the new system would not be in place until well beyond the end of the supported life date of the current system, which was December 2012. Although the upgraded system configuration with G20 summit components are not optimal, it replaced some of the most vulnerable core equipment, which allowed the City to complete a procurement process for the replacement of the existing radio infrastructure.
- Although the current system will reach the end of its supported lifecycle after 2012, every necessary step is being taken to ensure that the vendor continues to support the existing system into 2014. As mentioned earlier, G20 upgrades slightly improved the stability of the existing system, enough to mitigate the additional risk associated with delays experienced to date.
- In June 2012, the contract with Motorola solutions Canada Inc. was finalized and the total capital costs for the radio infrastructure (TRIP) and the fire station alerting system (COTS-FSA) is \$50.728 million.
- The total project cost for the Radio Communication Replacement project is \$51.705 million, an overall savings of \$18.295 million from the original approved project cost of \$70.000 million.
- The total required cash flow for this project is as follows:

Radio Communication System Replacement Project					
Sub-Projects	Prior to 2012	2012	2013	2014	Total Project Cost
Project Management Consulting - Phase 2	938	300	500	500	2,238
Transitional Costs	26	303	367	330	1,026
Radio System Infrastructure Replacement		9,868	11,842	17,763	39,473
Construction - Radio Sites and Towers	13	600	7,855	500	8,968
Total - Revised Cash flow	977	11,071	20,564	19,093	51,705

Future Year Issues*Joint Emergency Preparedness Program (JEPP) funding for HUSAR Equipment*

- Fire Services' 10-Year Capital Plan includes funding of \$2.000 million at \$0.200 million per year over the next 10 years for the replacement of depleted stock and supplementary equipment required by Fire Services' Heavy Urban Search & Rescue (HUSAR) Team.
- Expenditures over the 10 year period will be financed by \$0.500 million in debt funding and \$1.500 million or 75% from the Federal government's Joint Emergency Preparedness Program (JEPP).
- The Federal Government recently announced the cancellation of the Program effective April 1, 2013. Fire Services across the Province are working together to advocate for the continuation of this funding beyond 2013.
- The General Manager of Fire Services will provide an update on the status of JEPP funding for the 2014 Budget process.

Appendix 1

2012 Performance

2012 Key Accomplishments

In 2012, Fire Services accomplished the following:

- Completed the following projects:
 - Rehabilitation of Exhibition Place Fire (Stn #346) project for \$0.954 million that funded the conversion of a temporary facility to a full time fire hall.
 - Payroll Time Scheduling System Upgrade project for \$0.176 million that replaced Fire's existing time entry system.
 - Emergency Phone System Upgrade project, in conjunction with Toronto Police for \$0.200 million.
 - Fire/EMS Administration Staff Consolidation project for \$0.157 million funded office renovations due to the consolidation of Fire/EMS administration staff.
 - Purchase of an Air Compressor Trailer project for \$0.100 million.
 - Training Simulators project for \$0.252 million for the rehabilitation of the East Tower burn house simulator that required concrete restoration and installation of additional metal burn cells.
- Continued progress on the following projects:
 - Construction of Station D #221 (Eglinton & Midland) for completion in mid-2013.
 - Negotiations for the land purchase for a new fire station, Station B #144 (Keele Street between Sheppard and Wilson).
 - Replacement purchase of self-contained breathing apparatus which was delayed due to NFPA Standard revisions governing the design of the current equipment to address health & safety concerns.
 - Finalize the design phase of the Chaplin Station project following public consultation with community residents, the local ward councillor and the project architect.

2012 Capital Variance Review**2012 Budget to Actual Comparison
(In \$000s)**

2012 Approved	Actuals as of Sept. 30, 2012 (3rd Quarter Variance)		Projected Actuals at Year End		Unspent Balance	
	\$	% Spent	\$	% Spent	\$ Unspent	% Unspent
15,229	884	5.8%	3,113	20.4%	12,116	79.6%

Capital expenditures for Fire Services for the period ending September 30, 2012 total \$0.884 million or 5.8% of the 2012 Approved Capital Budget of \$15.229 million. Fire Services is projecting year-end spending of \$3.113 million or 20.4% of the 2012 Approved Capital Budget. Of the projected under spending of \$12.116 million by year-end, approximately \$9.348 million of 2012 funding will be carried forward into 2013 and a 2-year carry forward funding of \$2.202 million will be required in 2014.

The projected project year-end under-spending is largely attributable to the following projects:

- The new Station D #221 (Eglinton & Midland) project's capital expenditure totalled \$0.107 million representing 2.6% of the 2012 approved cash flow of \$4.098 million during the nine months ended September 30, 2012. The project is behind schedule as the purchase of land was delayed by one year. The construction contract was awarded in mid-2012 and it is estimated that \$0.800 million or 19.5% of the 2012 approved cash flow will be spent by year-end and \$3.298 million will be carried forward into 2013.
- The Replacement of Chaplin Fire Station #135 project's capital expenditure totalled \$0.101 million representing 2.6% of the 2012 approved cash flow of \$3.958 million during the nine months ended September 30, 2012. The project was delayed as the design phase was deferred pending consultation with the community, the local ward councillor and the project architect. It is estimated that \$0.200 million or 5.1% of the 2012 approved cash flow will be spent by year-end. Of the unspent balance of \$3.758 million, \$1.556 million will be carried forward into 2013, and \$2.202 million requires re-approval (2-year carry forward funding) required in 2014.
- The Station B #144 (Keele Street between Sheppard and Wilson) project had no capital expenditures during the nine month period ended September 30, 2012. The anticipated land acquisition in 2012 will now take place in early 2013. Negotiations are ongoing and the 2012 approved cash flow of \$4.250 million will be carried forward into 2013.
- The replacement purchase of self-contained breathing apparatus (SCBA) project had no capital expenditures during the nine month period ended September 30, 2012. The project will be delayed pending the completion of the National Fire Protection Association (NFPA) assessment on health and safety of the current equipment. The 2012 approved cash flow of \$0.243 million will be carried forward into 2013.

Radio Communication System Replacement

The Radio Communication System Replacement project's capital expenditures are not included in the table on the previous page as this project does not form part of Fire Services Capital program.

- The Radio Communication System Replacement Project's capital expenditures totalled \$3.501 million or 10.2 % of its 2012 Approved Capital Budget of \$34.465 million for the period ended September 30, 2012. The contract with Motorola Solutions Canada Inc. has been finalized with a payment schedule established for 2012. As a result, year-end spending is projected to be \$8.971 million. Cash flow requirements for 2012 to 2014 will be finalized by year-end 2012. It is estimated that \$2.201 million in 2012 funding will be carried forward into 2013.

Appendix 2

10-Year Capital Plan Project Summary (In \$000s)

Project	2013	2014	2015	2016	2017	2013 - 2017	2018	2019	2020	2021	2022	2013 - 2022
Replacement of HUSAR Equipment (2012/2013/Future)	200	200	200	200	200	1,000	200	200	200	200	200	2,000
Self Contained Breathing Apparatus - Replacement	5,824					5,824						5,824
Training Simulators Rehabilitation (2013/Future)	100	100	100	100	100	500	100	100	100	100	100	1,000
Chaplin Fire Station (Station 135)	2,000	2,685				4,685						4,685
Station B (Station 144 Keele St)	4,786	5,099				9,885						9,885
Station D (New Stn 221 Eglinton and Midland)	4,275					4,275						4,275
Predictive Modeling Tool	300					300						300
Station A (Stn 414 - Hwy 27 and Rexdale)		1,910	507	4,825		7,242						7,242
Replacement of Portable Radios					5,000	5,000						5,000
Emergency Phone System Replacement		1,000				1,000						1,000
Bunker Suits Lifecycle Replacement (2015/2020)			3,900			3,900			4,300			8,200
Defibrillators Lifecycle Replacenment - 2016				1,000		1,000						1,000
Fire Prevention - South Disatrick Consolidation					500	500						500
Station G (New Station 124 - Sunnybrook)										5,701	3,918	9,619
Total (including carry forwards)	17,485	10,994	4,707	6,125	5,800	45,111	300	300	4,600	6,001	4,218	60,530

Appendix 3
2013 Capital Budget;
2014 to 2022 Capital Plan

CITY OF TORONTO

Gross Expenditures (\$000's)

Appendix 3: 2013 Capital Budget; 2014 to 2022 Capital Plan

Fire Services

Sub- Project No. Project Name PrioritySubProj No. Sub-project Name Ward Stat. Cat.						Current and Future Year Cash Flow Commitments							Current and Future Year Cash Flow Commitments Financed By												
						2013	2014	2015	2016	2017	Total 2013-2017	Total 2018-2022	Total 2013-2022	Provincial Grants and Subsidies	Federal Subsidy	Development Charges	Reserves	Reserve Funds	Capital from Current	Other 1	Other2	Debt - Recoverable Debt	Total Financing		
FIR000117 Station B(Stn 144)-Keele St betw Sheppard/Wilsr																									
3	2	Station B (Stn 144)-Keele St. betw Sheppard/Wilson	09	S2	05	4,786	5,099	0	0	0	9,885	0	9,885	0	0	1,359	0	0	0	0	0	8,526	0	9,885	
Sub-total						4,786	5,099	0	0	0	9,885	0	9,885	0	0	1,359	0	0	0	0	0	8,526	0	9,885	
FIR000121 Station A (Stn 414)- Hwy 27 and Rexdale Blvd																									
6	2	Station A (Stn 414) - Hwy 27 and Rexdale Blvd	02	S6	05	0	1,910	507	4,825	0	7,242	0	7,242	0	0	1,697	998	0	0	0	0	4,547	0	7,242	
Sub-total						0	1,910	507	4,825	0	7,242	0	7,242	0	0	1,697	998	0	0	0	0	4,547	0	7,242	
FIR000122 Replacement of Fire Station 135																									
2	2	Chaplin Fire Station (Station 135)	21	S2	04	2,000	2,685	0	0	0	4,685	0	4,685	0	0	0	0	0	0	0	0	4,685	0	4,685	
Sub-total						2,000	2,685	0	0	0	4,685	0	4,685	0	0	0	0	0	0	0	0	4,685	0	4,685	
FIR000124 Station G (New Station 124) - Sunnybrook																									
8	5	Station G (New Station 124)-Sunnybrook	25	S6	05	0	0	0	0	0	0	9,619	9,619	0	0	4,522	0	0	0	0	0	5,097	0	9,619	
Sub-total						0	0	0	0	0	0	9,619	9,619	0	0	4,522	0	0	0	0	0	5,097	0	9,619	
FIR000167 Station D (New Station 221)-Eglinton and Midland																									
1	3	Construction of Station D (221)	37	S2	05	3,299	0	0	0	0	3,299	0	3,299	0	0	2,605	369	0	0	249	0	76	0	3,299	
1	4	Station D (New Stn. #221) - Final Year	37	S2	05	976	0	0	0	0	976	0	976	0	0	0	0	0	0	0	0	976	0	976	
Sub-total						4,275	0	0	0	0	4,275	0	4,275	0	0	2,605	369	0	0	249	0	1,052	0	4,275	
FIR906851 Replacement of HUSAR Equipment-Future Years																									
13	1	Replacement of HUSAR Equipment-Future Years	CW	S6	02	0	200	200	200	200	800	1,000	1,800	0	1,350	0	0	0	0	0	0	450	0	1,800	
Sub-total						0	200	200	200	200	800	1,000	1,800	0	1,350	0	0	0	0	0	0	0	450	0	1,800
FIR907310 REPLACEMENT OF PORTABLE RADIOS																									
12	3	Replacement of Portable Radios - Future Years	CW	S6	01	0	0	0	0	5,000	5,000	0	5,000	0	0	0	2,625	0	0	0	0	2,375	0	5,000	
Sub-total						0	0	0	0	5,000	5,000	0	5,000	0	0	0	2,625	0	0	0	0	2,375	0	5,000	
FIR907569 Fire Prevention -South District Consolidations																									
15	1	Fire Prevention - South District Consolidations	CW	S6	04	0	0	0	0	500	500	0	500	0	0	0	0	0	0	0	0	500	0	500	
Sub-total						0	0	0	0	500	500	0	500	0	0	0	0	0	0	0	0	0	500	0	500
FIR907571 Self- Contained Breathing Apparatus - Replacem																									

CITY OF TORONTO

Gross Expenditures (\$000's)

Appendix 3: 2013 Capital Budget; 2014 to 2022 Capital Plan

[illegible]

CITY OF TORONTO

Gross Expenditures (\$000's)
Appendix 3: 2013 Capital Budget; 2014 to 2022 Capital Plan

Fire Services						Current and Future Year Cash Flow Commitments							Current and Future Year Cash Flow Commitments Financed By											
Sub- Priority	Project No. SubProj No.	Project Name Sub-project Name	Ward	Stat.	Cat.	2013	2014	2015	2016	2017	Total 2013-2017	Total 2018-2022	Total 2013-2022	Provincial Grants and Subsidies	Federal Subsidy	Development Charges	Reserves	Reserve Funds	Capital from Current	Other 1	Other2	Debt - Recoverable Debt	Total Financing	
FIR907908		Predictive Modelling Tool																						
0	1	Predictive Modelling Tool	CW	S4	04	300	0	0	0	0	300	0	300	0	0	0	0	0	300	0	0	0	0	300
Sub-total						300	0	0	0	0	300	0	300	0	0	0	0	0	300	0	0	0	0	300
Total Program Expenditure						17,485	10,994	4,707	6,125	5,800	45,111	15,419	60,530	0	1,500	10,183	13,192	0	400	249	0	35,006	0	60,530

Report Phase 5 - Program 13 Fire Services Program Phase 5 Sub-Project Category 01,02,03,04,05,06,07 Part B Sub-Project Status S2,S5,S6 Part C Sub-Project Status S2,S3,S4

CITY OF TORONTO

Gross Expenditures (\$000's)

Appendix 3: 2013 Capital Budget; 2014 to 2022 Capital Plan

Fire Services					Current and Future Year Cash Flow Commitments and Estimates								Current and Future Year Cash Flow Commitments and Estimates Financed By									
Sub-Project No.	Project Name	Ward	Stat.	Cat.	2013	2014	2015	2016	2017	Total 2013-2017	Total 2018-2022	Total 2013-2022	Provincial Grants and Subsidies	Federal Subsidy	Development Charges	Reserve Funds	Capital from Current	Other 1	Other2	Debt - Recoverable Debt	Total Financing	
Priority	SubProj No.	Sub-project Name																				
Financed By:																						
Federal Subsidy					150	150	150	150	150	750	750	1,500	0	1,500	0	0	0	0	0	0	0	1,500
Development Charges					3,314	1,204	75	1,068	0	5,661	4,522	10,183	0	0	10,183	0	0	0	0	0	0	10,183
Reserves (Ind. "XQ" Ref.)					369	47	3,900	1,951	2,625	8,892	4,300	13,192	0	0	0	13,192	0	0	0	0	0	13,192
Capital from Current					400	0	0	0	0	400	0	400	0	0	0	0	0	400	0	0	0	400
Other1 (Internal)					249	0	0	0	0	249	0	249	0	0	0	0	0	0	249	0	0	249
Debt					13,003	9,593	582	2,956	3,025	29,159	5,847	35,006	0	0	0	0	0	0	0	35,006	0	35,006
Total Program Financing					17,485	10,994	4,707	6,125	5,800	45,111	15,419	60,530	0	1,500	10,183	13,192	0	400	249	0	35,006	60,530

Status Code	Description
S2	S2 Prior Year (With 2013 and/or Future Year Cashflow)
S3	S3 Prior Year - Change of Scope 2013 and/or Future Year Cost(Cashflow)
S4	S4 New - Stand-Alone Project (Current Year Only)
S5	S5 New (On-going or Phased Projects)
S6	S6 New - Future Year (Commencing in 2014 & Beyond)

Category Code	Description
01	Health and Safety C01
02	Legislated C02
03	State of Good Repair C03
04	Service Improvement and Enhancement C04
05	Growth Related C05
06	Reserved Category 1 C06
07	Reserved Category 2 C07

Appendix 4
2013 Cash Flow and
Future Year Commitments

Report Phase 5 - Program 13 Fire Services Program Phase 5 Sub-Project Category 01,02,03,04,05,06,07 Part B Sub-Project Status S2 Part C Sub-Project Status S2,S3,S4,S5

CITY OF TORONTO

Gross Expenditures (\$000's)

Appendix 4: 2013 Cash Flow and Future Year Commitments

Fire Services

Sub- Project No. Project Name PrioritySubProj No. Sub-project Name Ward Stat. Cat.						Current and Future Year Cash Flow Commitments							Current and Future Year Cash Flow Commitments Financed By												
						2013	2014	2015	2016	2017	Total 2013-2017	2018-2022	Total 2013-2022	Provincial Grants and Subsidies	Federal Subsidy	Development Charges	Reserves	Reserve Funds	Capital from Current	Other 1	Other2	Debt - Recoverable Debt	Total Financing		
<u>FIR000117 Station B(Stn 144)-Keele St betw Sheppard/Wilsr</u>																									
3	2	Station B (Stn 144)-Keele St. betw Sheppard/Wilson	09	S2	05	4,786	5,099	0	0	0	9,885	0	9,885	0	0	1,359	0	0	0	0	0	8,526	0	9,885	
Sub-total						4,786	5,099	0	0	0	9,885	0	9,885	0	0	1,359	0	0	0	0	0	8,526	0	9,885	
<u>FIR000122 Replacement of Fire Station 135</u>																									
2	2	Chaplin Fire Station (Station 135)	21	S2	04	2,000	2,685	0	0	0	4,685	0	4,685	0	0	0	0	0	0	0	0	4,685	0	4,685	
Sub-total						2,000	2,685	0	0	0	4,685	0	4,685	0	0	0	0	0	0	0	0	0	4,685	0	4,685
<u>FIR000167 Station D (New Station 221)-Eglinton and Midlan</u>																									
1	3	Construction of Station D (221)	37	S2	05	3,299	0	0	0	0	3,299	0	3,299	0	0	2,605	369	0	0	249	0	76	0	3,299	
1	4	Station D (New Stn. #221) - Final Year	37	S2	05	976	0	0	0	0	976	0	976	0	0	0	0	0	0	0	0	976	0	976	
Sub-total						4,275	0	0	0	0	4,275	0	4,275	0	0	2,605	369	0	0	249	0	1,052	0	4,275	
<u>FIR907571 Self- Contained Breathing Apparatus - Replacem</u>																									
5	1	Self- Contained Breathing Apparatus -Replacement	CW	S2	01	5,824	0	0	0	0	5,824	0	5,824	0	0	0	0	0	0	0	0	5,824	0	5,824	
Sub-total						5,824	0	0	0	0	5,824	0	5,824	0	0	0	0	0	0	0	0	0	5,824	0	5,824
<u>FIR907759 Replacement of HUSAR Equipment-2012/2013</u>																									
4	1	Replacement of HUSAR Equipment -2012/2013	CW	S2	02	200	0	0	0	0	200	0	200	0	150	0	0	0	0	0	0	50	0	200	
Sub-total						200	0	0	0	0	200	0	200	0	150	0	0	0	0	0	0	0	50	0	200
<u>FIR907819 Training Simulators Rehabilitation -2013</u>																									
9	1	Training Simulators Rehabilitation-2013	CW	S4	03	100	0	0	0	0	100	0	100	0	0	0	0	0	100	0	0	0	0	100	
Sub-total						100	0	0	0	0	100	0	100	0	0	0	0	0	100	0	0	0	0	0	100
<u>FIR907908 Predictive Modelling Tool</u>																									
0	1	Predictive Modelling Tool	CW	S4	04	300	0	0	0	0	300	0	300	0	0	0	0	0	300	0	0	0	0	300	
Sub-total						300	0	0	0	0	300	0	300	0	0	0	0	0	300	0	0	0	0	0	300
Total Program Expenditure						17,485	7,784	0	0	0	25,269	0	25,269	0	150	3,964	369	0	400	249	0	20,137	0	25,269	

CITY OF TORONTO

Gross Expenditures (\$000's)

Appendix 4: 2013 Cash Flow and Future Year Commitments

Fire Services																									
Sub-Project No. Project Name Priority SubProj No. Sub-project Name Ward Stat. Cat.						Current and Future Year Cash Flow Commitments and Estimates							Current and Future Year Cash Flow Commitments and Estimates Financed By												
						2013	2014	2015	2016	2017	Total 2013-2017	Total 2018-2022	Total 2013-2022	Provincial Grants and Subsidies	Federal Subsidy	Development Charges	Reserves	Reserve Funds	Capital from Current	Other 1	Other2	Debt - Recoverable Debt	Total Financing		
Financed By:																									
Federal Subsidy						150	0	0	0	0	150	0	150	0	150	0	0	0	0	0	0	150			
Development Charges						3,314	650	0	0	0	3,964	0	3,964	0	0	3,964	0	0	0	0	3,964				
Reserves (Ind. "XQ" Ref.)						369	0	0	0	0	369	0	369	0	0	0	369	0	0	0	369				
Capital from Current						400	0	0	0	0	400	0	400	0	0	0	0	400	0	0	400				
Other1 (Internal)						249	0	0	0	0	249	0	249	0	0	0	0	249	0	0	249				
Debt						13,003	7,134	0	0	0	20,137	0	20,137	0	0	0	0	0	20,137	0	20,137				
Total Program Financing						17,485	7,784	0	0	0	25,269	0	25,269	0	150	3,964	369	0	400	249	0	25,269			

Status Code	Description
S2	S2 Prior Year (With 2013 and/or Future Year Cashflow)
S3	S3 Prior Year - Change of Scope 2013 and/or Future Year Cost(Cashflow)
S4	S4 New - Stand-Alone Project (Current Year Only)
S5	S5 New (On-going or Phased Projects)

Category Code	Description
01	Health and Safety C01
02	Legislated C02
03	State of Good Repair C03
04	Service Improvement and Enhancement C04
05	Growth Related C05
06	Reserved Category 1 C06
07	Reserved Category 2 C07

Appendix 5

2013 Capital Project with Financing Details

(Phase 5) 13-Fire Services Sub-Project Category: 01,02,03,04,05,06,07 Type: B Sub-Project Status: S2 Type: C Sub-Project Status: S2,S3,S4



CITY OF TORONTO

Appendix 5: 2013 Capital Projects with Financing Details

Fire Services
Sub-Project Summary

Project/Financing

Priority Project Project Name

Project/Financing		Project Name	Start Date	Completion Date	2013	Financing									
Priority	Project				Cash Flow	Provincial Grants Subsidies	Federal Subsidy	Developmt Charges	Reserves	Reserve Funds	Capital From Current	Other 1	Other 2	Debt	Debt - Recoverable
<u>0</u>	<u>FIR907908</u>	<u>Predictive Modelling Tool</u>													
0	1	Predictive Modelling Tool	1/1/2013	12/31/2013	300	0	0	0	0	0	300	0	0	0	0
		Project Sub-total:			300	0	0	0	0	0	300	0	0	0	0
<u>1</u>	<u>FIR000167</u>	<u>Station D (New Station 221)-Eglinton and Midland</u>													
1	3	Construction of Station D (221)	1/1/2010	6/30/2013	3,299	0	0	2,605	369	0	0	249	0	76	0
1	4	Station D (New Stn. #221) - Final Year	1/1/2011	6/30/2012	976	0	0	0	0	0	0	0	0	976	0
		Project Sub-total:			4,275	0	0	2,605	369	0	0	249	0	1,052	0
<u>2</u>	<u>FIR000122</u>	<u>Replacement of Fire Station 135</u>													
2	2	Chaplin Fire Station (Station 135)	1/1/2011	12/31/2014	2,000	0	0	0	0	0	0	0	0	2,000	0
		Project Sub-total:			2,000	0	0	0	0	0	0	0	0	2,000	0
<u>3</u>	<u>FIR000117</u>	<u>Station B(Stn 144)-Keele St betw Sheppard/Wilson)</u>													
3	2	Station B (Stn 144)-Keele St. betw Sheppard/Wilson	1/1/2012	12/31/2014	4,786	0	0	709	0	0	0	0	0	4,077	0
		Project Sub-total:			4,786	0	0	709	0	0	0	0	0	4,077	0
<u>4</u>	<u>FIR907759</u>	<u>Replacement of HUSAR Equipment-2012/2013</u>													
4	1	Replacement of HUSAR Equipment -2012/2013	1/1/2012	12/31/2013	200	0	150	0	0	0	0	0	0	50	0
		Project Sub-total:			200	0	150	0	0	0	0	0	0	50	0
<u>5</u>	<u>FIR907571</u>	<u>Self- Contained Breathing Apparatus - Replacement</u>													
5	1	Self- Contained Breathing Apparatus -Replacement	1/1/2012	12/31/2013	5,824	0	0	0	0	0	0	0	0	5,824	0
		Project Sub-total:			5,824	0	0	0	0	0	0	0	0	5,824	0
<u>9</u>	<u>FIR907819</u>	<u>Training Simulators Rehabilitation -2013</u>													
9	1	Training Simulators Rehabilitation-2013	1/1/2013	12/31/2013	100	0	0	0	0	0	100	0	0	0	0
		Project Sub-total:			100	0	0	0	0	0	100	0	0	0	0
Program Total:					17,485	0	150	3,314	369	0	400	249	0	13,003	0

Status Code Description

S2 S2 Prior Year (With 2013 and/or Future Year Cashflow)
 S3 S3 Prior Year - Change of Scope 2013 and/or Future Year Cost(Cashflow)
 S4 S4 New - Stand-Alone Project (Current Year Only)

Category Code Description

01 Health and Safety C01
 02 Legislated C02
 03 State of Good Repair C03
 04 Service Improvement and Enhancement C04
 05 Growth Related C05
 06 Reserved Category 1 C06
 07 Reserved Category 2 C07

Appendix 6

2013 Reserve / Reserve Fund Review (In \$000s)

Reserve/Reserve Fund Review - Program Specific

Reserve / Reserve Fund Name	Project / SubProject Name and Number	Projected Balance as at Dec 31, 2012 *	Contributions / (Withdrawals)										2013- 2022 Total Contributions / (Withdrawals)
			2013 Budget	2014 Plan	2015 Plan	2016 Plan	2017 Plan	2018 Plan	2019 Plan	2020 Plan	2021 Plan	2022 Plan	
XR2023/XR2118 Development Charges RF - Fire	Beginning Balance	\$4,435	\$4,435	\$5,157	\$4,751	\$5,489	\$5,250	\$6,096	\$6,959	\$7,840	\$8,740	\$6,742	
	Station A - Highway 27/Rexdale			(\$554)	(\$75)	(\$1,068)							(\$1,697)
	Station B - Keele St		(\$78)	(\$650)									(\$728)
	Station G - Sunnybrook Interest/Contribution		800	798	813	829	846	863	881	900	(\$2,916)	(\$1,606)	(\$4,522)
	Total Proposed Contributions /		\$722	(\$406)	\$738	(\$239)	\$846	\$863	\$881	\$900	(\$1,998)	(\$670)	\$1,637
Total Reserve Fund Balance at Year-End		4,435	\$5,157	\$4,751	\$5,489	\$5,250	\$6,096	\$6,959	\$7,840	\$8,740	\$6,742	\$6,072	

Reserve / Reserve Fund Name	Project / SubProject Name and Number	Projected Balance as at Dec 31, 2012 *	Contributions / (Withdrawals)										2013- 2022 Total Contributions / (Withdrawals)
			2013 Budget	2014 Plan	2015 Plan	2016 Plan	2017 Plan	2018 Plan	2019 Plan	2020 Plan	2021 Plan	2022 Plan	
XQ0011 Capital Financing Reserve	Beginning Balance as of Jan. 1, 2012	75,692	75,692	76,419	77,099	76,876	76,876	76,876	76,876	76,876	76,876	76,876	
	Station A - Highway 27/Rexdale			(47)	(951)								(998)
	Contribution from Operating (Payback)		727	727	727								2,182
	Total Proposed Contributions /		727	680	(224)	-	-	-	-	-	-	-	1,184
Total Reserve Fund Balance at Year-End		75,692	76,419	77,099	76,876	76,876	76,876	76,876	76,876	76,876	76,876	76,876	

Reserve / Reserve Fund Name	Project / SubProject Name and Number	Projected Balance as at Dec 31, 2012 *	Contributions / (Withdrawals)										2013- 2022 Total Contributions / (Withdrawals)
			2013 Budget	2014 Plan	2015 Plan	2016 Plan	2017 Plan	2018 Plan	2019 Plan	2020 Plan	2021 Plan	2022 Plan	
XQ1020 Vehicle Reserve - Fire Equipment	Beginning Balance as of Jan. 1, 2012	3,613	3,613	4,835	6,058	3,380	3,603	2,200	3,422	4,645	1,567	2,790	
	Replacement of Defibrillators					(1,000)							(1,000)
	Replacement of Bunker Suits				(3,900)					(4,300)			(8,200)
	Replacement of Portable Radios						(2,625)						(2,625)
	Contribution from Operating		1,222	1,222	1,222	1,222	1,222	1,222	1,222	1,222	1,222	1,222	12,224
	Total Proposed Contributions / (Withdrawals)		1,222	1,222	(2,678)	222	(1,403)	1,222	1,222	(3,078)	1,222	1,222	399
Total Reserve Fund Balance at Year-End		3,613	4,835	6,058	3,380	3,603	2,200	3,422	4,645	1,567	2,790	4,012	

Reserve / Reserve Fund Name	Project / SubProject Name and Number	Projected Balance as at Dec 31, 2012 *	Contributions / (Withdrawals)										2013- 2022 Total Contributions / (Withdrawals)
			2013 Budget	2014 Plan	2015 Plan	2016 Plan	2017 Plan	2018 Plan	2019 Plan	2020 Plan	2021 Plan	2022 Plan	
XQ4205 Fire Services Public Education Reserve	Beginning Balance as of Jan. 1, 2012	348	348	340	332	324	316	308	300	292	284	276	
	Risk Watch Program		(8)	(8)	(8)	(8)	(8)	(8)	(8)	(8)	(8)	(8)	(80)
													-
	Total Proposed Contributions / (Withdrawals)		(8)	(8)	(8)	(8)	(8)	(8)	(8)	(8)	(8)	(8)	(80)
Total Reserve Fund Balance at Year-End		348	340	332	324	316	308	300	292	284	276	268	

* Based on the 3rd Quarter Variance Report