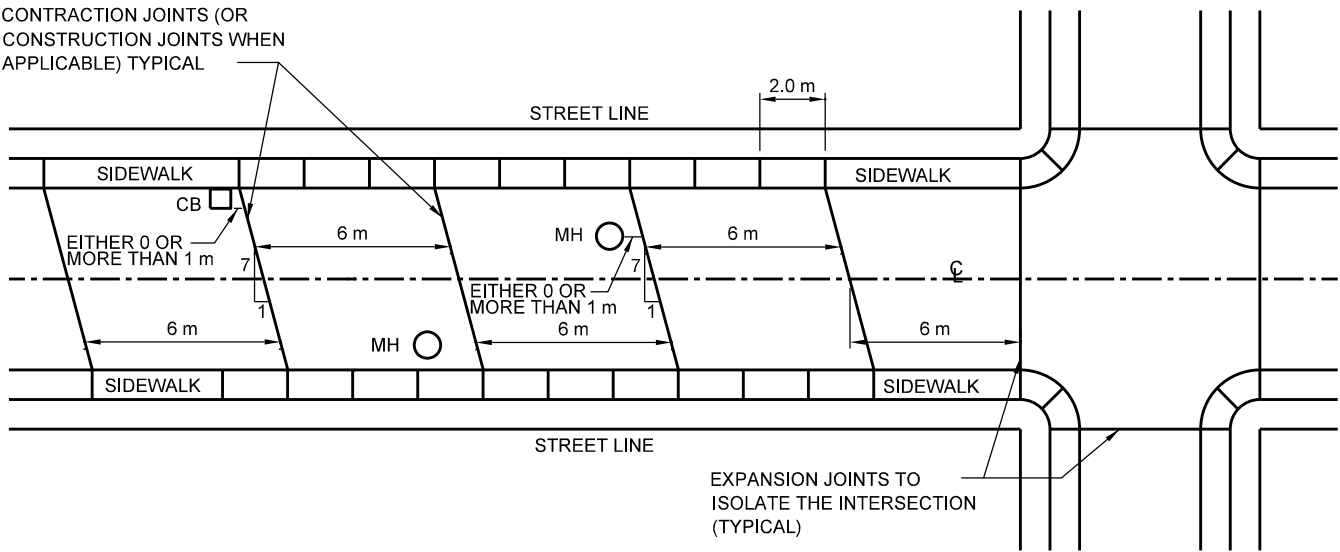
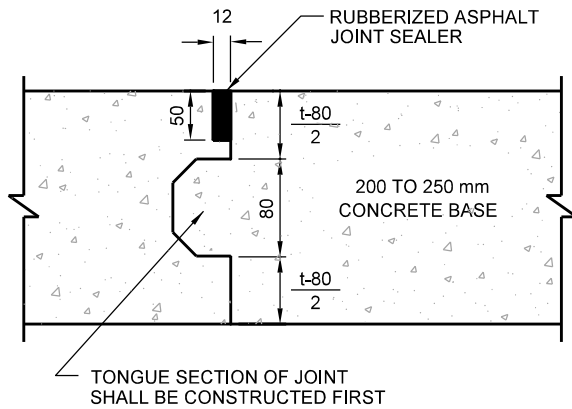


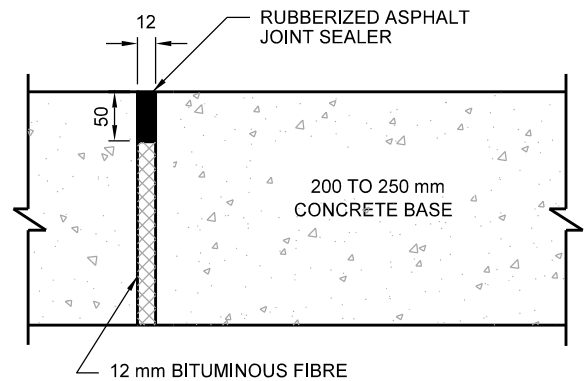
CONTRACTION JOINTS (OR CONSTRUCTION JOINTS WHEN APPLICABLE) TYPICAL



PLAN



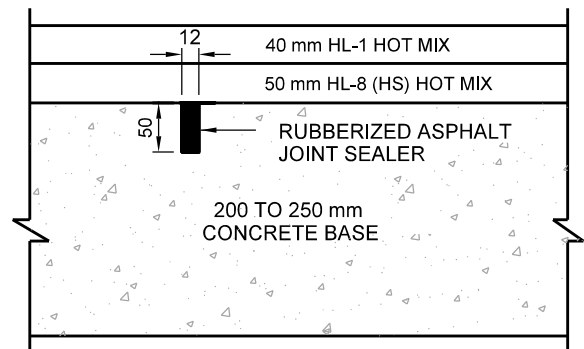
CONSTRUCTION JOINT



EXPANSION JOINT

NOTES:

1. t = THICKNESS OF CONCRETE BASE
2. JOINTS SHALL BE SKEWED TO ALLOW LEFT WHEEL OF VEHICLES TO STRIKE JOINT FIRST.
3. JOINTS IN THE SURFACE ASPHALT SHALL BE PLACED OVER THE JOINTS IN THE CONCRETE BASE.
4. RECONSTRUCTION SHOULD BE CARRIED FURTHER TO THE NEXT JOINT.



CONTRACTION JOINT

All dimensions are in millimetres unless otherwise shown.



ENGINEERING & CONSTRUCTION SERVICES STANDARD DRAWING

REV 1

NOV 2014

LOCATION AND DETAIL OF JOINTS FOR COMPOSITE PAVEMENTS

T-216.02-4

NTS

SHEET 1