

June 30, 2018

## Watermain Replacement on Gloucester St from Yonge St to Jarvis St

**Contract: 18ECS-TI-02SP**  
**Expected Start Date: Mid-July, 2018**  
**Expected End Date: October 31, 2018**  
*\*Timeline is subject to change.*

The City of Toronto will replace the watermain and the City-owned portion of water services on Gloucester St from Yonge St to Jarvis St.

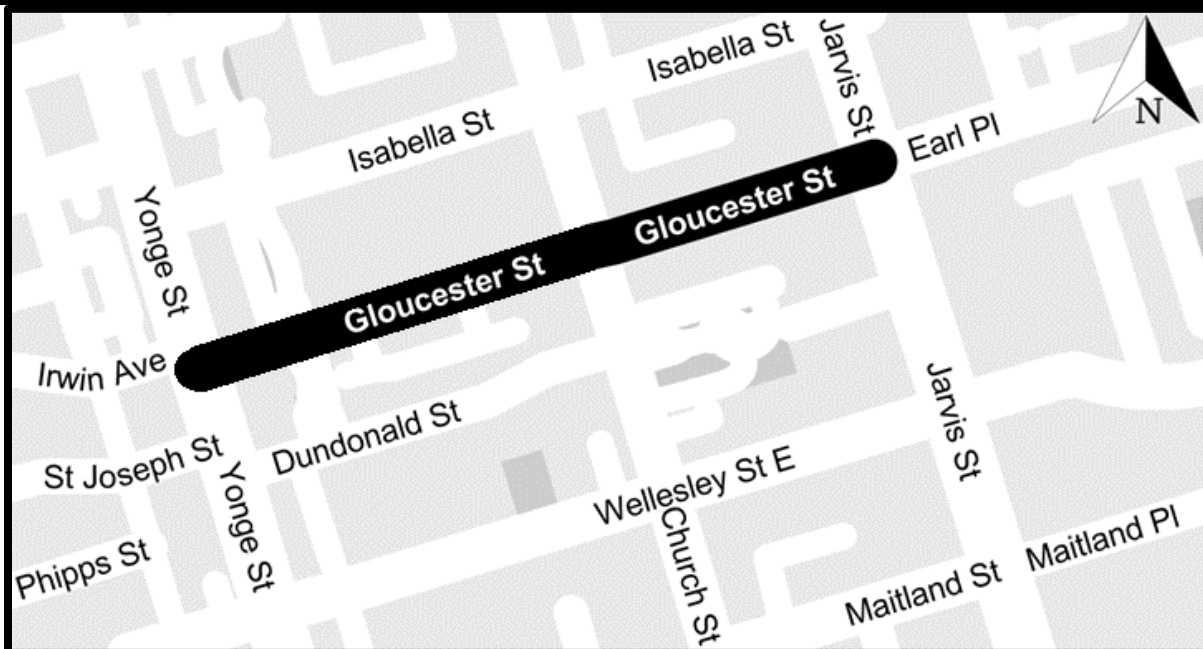
The water service is the underground pipe that brings water to your water meter and is owned by you and by the City. The part you own is from your house to the end of your property, the part the City owns is from the end of your property to the watermain.

This project is part of the Council-approved 2018 Capital Works Program to renew our aging infrastructure, improve water distribution and reduce the risk of watermain breaks.

### IMPORTANT INFORMATION ABOUT LEAD WATER SERVICES

If you live on Gloucester St in the area described above in a house that was built before the mid-1950s, your water service may be made of lead. Please read the attached fact sheet with important information about the risks of lead in drinking water, especially if someone in your house is pregnant, there are children under six years old, or there is an infant drinking formula made using tap water.

### MAP OF WORK AREA







## WORK DETAILS






The City's contractor will:

- Excavate the road and dig a trench to access and install the new watermain
- Replace any City-owned water service pipes that do not meet City standards from the watermain to the private property line
- Restore all areas affected by construction

## WHAT TO EXPECT BEFORE CONSTRUCTION

- Property owners should remove items located within City property limits (boulevard), such as landscaping and or decorative objects before work starts. If you have a sprinkler system within the boulevard, please contact the Project Manager listed below.
- You may experience dust, noise and other inconveniences. The City will make efforts to reduce the impacts. We appreciate your patience.
- The City will not be responsible for damage to any privately owned items on City property.

	<p><b>Work Hours:</b> Work will take place from 7:00 am to 7:00 pm., Monday to Friday, with work after hours and on weekends as required.</p>
	<p><b>Pre-Construction Inspection:</b> Midome Construction Ltd, under contract to the City of Toronto, will survey all properties within 30 metres of the construction area before construction starts. Participation in the survey is voluntary; however, participating is important in determining if the construction caused damage. The inspection will look at both the interior and exterior of all properties to verify existing conditions. The company will deliver a separate notice requesting time to set up appointments. All inspection staff will be wearing photo identification and carrying photographic equipment during their work.</p>
	<p><b>Water Service Disruptions:</b> From time-to-time, the water supply to your property will be shut-off to complete construction; the contractor will provide at least 24-hour advance notice. Throughout the work, it is recommended that you temporarily disconnect any water treatment systems (i.e. softeners or filters), water-cooled air conditioners or similar plumbing fixtures. Automatic lawn sprinkler systems may also be affected, therefore, you may need to water manually. In the event you did not received advanced notice, an emergency water shut off could have been necessary.</p>
	<p><b>Substandard Water Service Replacement:</b> Please take the time to read the attached fact sheet carefully as it contains important information on lead in drinking water and how to prepare for replacement. If you want to replace your part of the water service pipe, contact the City's contractor for one of your quotes.</p> <p>Water Service Replacement Contractor:          Company/Contractor: Midome Construction Services Inc.          Contact Person: Mr. Michael Lamanna          Phone: 905-738-2211          Contract No.: 18ECS-TI-02SP</p> <p>PLEASE NOTE: any contract entered into to replace water services is between the home owner and the contractor.</p>

	<p><b>Road and Sidewalk Access:</b> In order to complete the work in a safe manner, there will be road and sidewalk restrictions within the construction work zone. Access for emergency vehicles will be maintained at all times.</p> <p>Driveway Access: The contractor will notify you of any temporary restrictions to your driveway access. If your property has two entrances, one entrance will be kept open at all times.</p>
	<p><b>Traffic Management:</b> Efforts have been made to manage traffic in the area for the safety of workers, road users and residents. Road users should expect delays and increased traffic on nearby main and side streets.</p> <p>Traffic on Gloucester Street will be reduced to one lane.</p> <p>There will be a short period where the intersection of Yonge St and Gloucester St will be closed. During that period, traffic will be diverted through Gloucester Lane.</p>
	<p><b>Parking:</b> Parking in the active work zone is not permitted due to space requirements for construction equipment and materials. If your parked vehicle affects the construction work, it will be re-located with no charge to the owner. If your vehicle is moved, please contact parking control for its location at 416-808-2222.</p> <p><b><i>In the event you receive a traffic ticket for on-street parking during this period of construction, you may choose to dispute your ticket following the process listed on the reverse side of the parking infraction notice. You may use this notice as part of your defence for parking consideration during construction; however, the Project Manager does not have the authority to cancel any parking tickets.</i></b></p>
	<p><b>Garbage &amp; Recycling:</b> Please follow your normal routine. If required, the contractor will move bins to an appropriate location and return them. Please ensure that you label your bins with your address.</p>
	<p><b>Restoration:</b> The construction work area will be restored with sod and/or asphalt where required. Interlocking bricks, flagstone on a granular base, or other similar features that are removed from public and private property during construction will be replaced. Lawn seeding and/or laying of sod will be done as needed during ideal growing seasons only - in the spring (April to June) and fall (September to October). Permanent restoration work will take place within 18 to 24 months.</p>

## NEED MORE INFORMATION?

If you have questions about the upcoming work, please contact us and quote contract # 18ECS-TI-02SP.

Project Manager	Eugene Chen, P.Eng. 416-338-1168, Eugene.Chen@toronto.ca
TTY Hearing Impaired Service	416-338-0889 (7 Days a week, 8:00 am – 5:00 pm, closed holidays)
General inquiries	311
Website	<a href="http://www.toronto.ca/downtownconstructionprojects">www.toronto.ca/downtownconstructionprojects</a>

Thank you for your patience. Building a great city takes time. Better infrastructure for all of us is worth the wait.

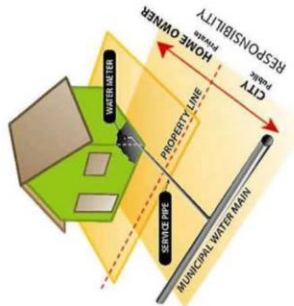
## Lead in Drinking Water

The City of Toronto is sending you two notices to tell you about construction the City will be doing near your home soon. The first one is called a "Pre-Construction Notice" and it is sent about 3 months before the work begins. The second one is called a "Construction Notice" and it is sent 1-4 weeks before the work begins. You should have one of these notices in your mailbox today.

The construction could involve work on your road, watermain or sewer. It may also involve replacing the City-owned part of your water service pipe, which may contain lead.

Lead can affect how the brain and nervous system grows, so this factsheet is very important to read if someone in your house is pregnant, if there are children under 6 years old, or if there is an infant drinking formula made from tap water.

### Water Pipe Replacement



The underground pipe that brings water to your water meter (called the service pipe) is owned by you and by the City. The part that the City owns goes from the municipal watermain to your property line. The part that you own goes from your property line to your water meter.

During construction, if the City finds that the water pipe is made of lead, it will replace the City-owned part. To protect your health, **Toronto Public Health strongly recommends that you replace your part of the water pipe if it contains lead.** Find out how by reading the back of this Fact Sheet.



### Lead, Drinking Water and Your Health

- If you live in a house built before the mid-1950s and the water service pipe has never been replaced, it is probably made of lead. If it is, then lead may be getting into your drinking water.
- Lead is most harmful to the growing brain and nervous system of a fetus, infant or child under 6 years old. If a young child has too much lead in their body, it can lead to a shortened attention span, and intellectual and behavioural problems.
- If you have a baby at home: Breast milk is the healthiest option for feeding your baby. If you have made an informed decision to formula feed your baby, begin with cold filtered tap water, boil it and then let it cool. Use within 30 minutes. You can also consider using ready-to-feed formula.
- The best way to reduce lead in drinking water is to replace both parts of a lead water pipe.

## How to prepare for lead water pipe replacement

Once construction begins, the contractor will be able to see the underground water pipe and will know for sure if the City-owned portion is made of lead and needs to be replaced. A City staff person or City-hired contractor will tell you in person or leave a note in your mailbox if they are replacing the service to your property. In the meantime, you can take steps to prepare for the possible replacement.

### **Step 1: Find out if your part of the water pipe is made of lead.**

- If your house was built before the mid-1950s, then the water service pipe is probably made of lead, unless it was replaced at another time. You can find out how old your house is by asking the landlord or checking the ownership papers.
- If possible, look at the pipe that goes into your water meter. If it is grey, scratches easily and does not sound hollow when you tap it, it may be made of lead. To know for sure, ask a plumber or home inspector.

### **Step 2: Find a contractor to replace your part of the water pipe.**

- Get at least three quotes from a licensed plumber to get the best price. Replacing your part of the water pipe could cost approximately \$3,000 but will be dependent on the characteristics of your home.
- If you received a "Construction Notice" in your mailbox today, this means that the City will be doing the work in 1-4 weeks and has hired its own contractor. You can ask them for a quote. Look for their name and phone number in the Notice. Sometimes, the City-hired contractor may not be able to do the work for you due to their schedule. This is why it is good for you to get quotes from other contractors before work starts.
- If you hire your own contractor, they must replace your part of the water pipe either before or after the City-hired contractor replaces the City-owned part. Private contractors cannot work at the site at the same time as the City-hired contractor. Be sure that your contractor understands this and can tell you the best way for coordinating the work to save you the most money.

### **Step 3: Learn more about protecting your health after a lead water pipe is replaced**

- After a lead water pipe is replaced, there may be a temporary increase of lead in your drinking water. The City will provide you with tips and a free water filter to help reduce the health impact from any temporary lead increase.

To learn more about lead pipe replacement and other ways that the City of Toronto is working to reduce lead in drinking water, visit [toronto.ca/leadpipes](http://toronto.ca/leadpipes) or call 311.