

October 7, 2019

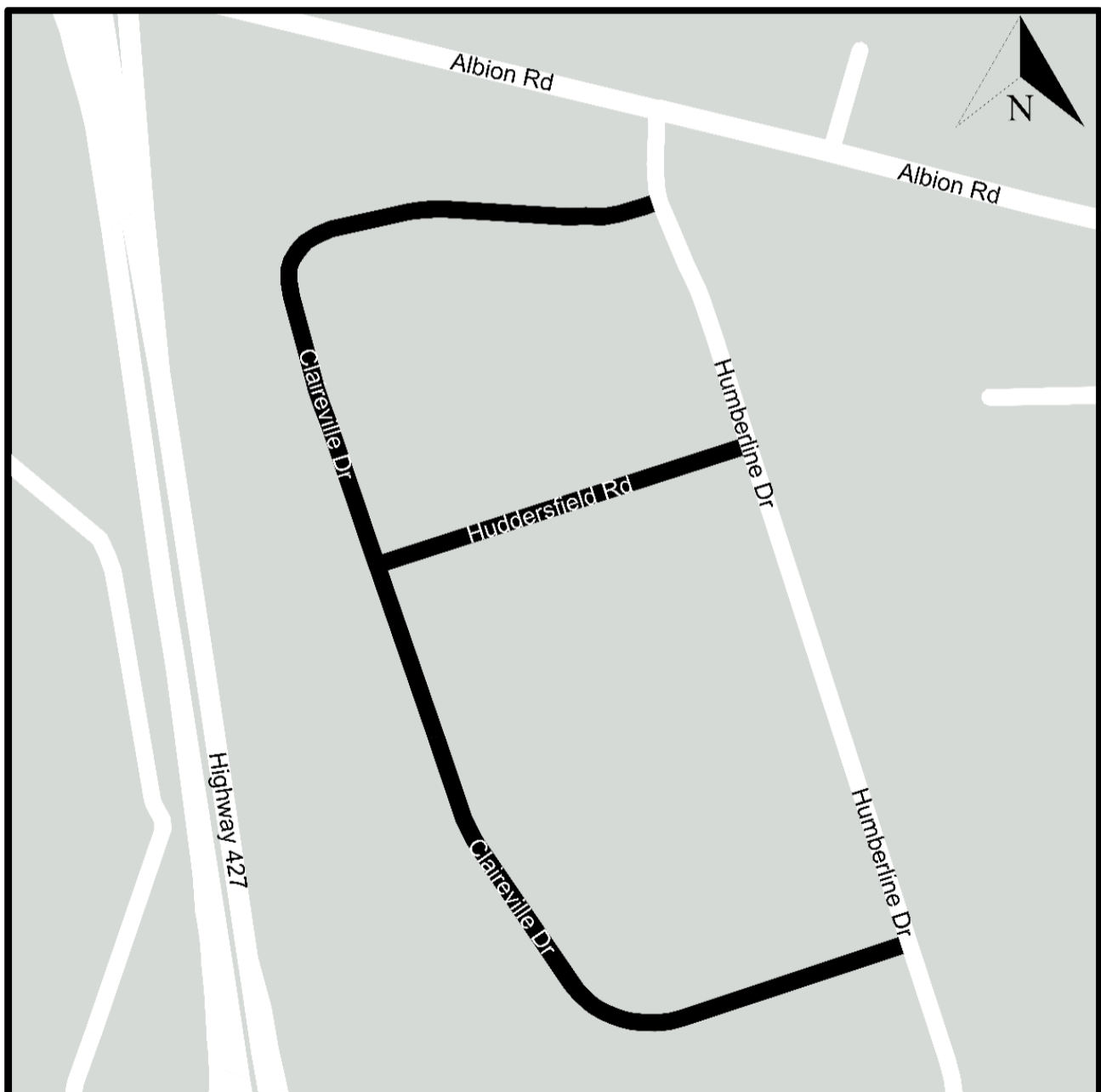
## Road Resurfacing on Claireville Drive and Huddersfield Road

**Contract: 19ECS-TI-13LR**  
**Start Date: October 17, 2019**  
**End Date: November 29, 2019**  
*\*Timeline is subject to change.*

The City of Toronto will resurface the road on Claireville Drive and Huddersfield Road (see map). Our inspection of the road shows that it needs resurfacing and sections of damaged curb and sidewalk need to be replaced to bring them to a state of good repair.

This work is part of the Council-approved 2019 Capital Works Program to renew aging city roads and sidewalk for current and future needs.

### MAP OF WORK AREA











### WORK DETAILS

The City's contractor will:

- Dig up the road surface
- Re-align maintenance holes and catch basins
- Repair curbs, gutters, and/or sidewalks, and driveways
- Repave the road surface

## WHAT TO EXPECT DURING CONSTRUCTION

- You may experience dust, noise and other inconveniences. The City will make efforts to reduce the impacts. We appreciate your patience.
- The City will not be responsible for damage to any privately owned items on City property.

	<p><b>Work Hours:</b> Work will take place from 7 a.m. to 7 p.m., Monday to Friday, with work after hours and on weekends as required.</p>
	<p><b>Telephone and Internet Services:</b> This work may affect phone and internet cables for individual properties that aren't buried deep below the sidewalk. The contractor will coordinate with utility companies to minimize disruption. Residents who find their service has been disrupted should contact the <b>Field Ambassador</b> <i>and</i> notify their phone or internet service provider.</p>
	<p><b>Road and Sidewalk Access:</b> In order to complete the work in a safe manner, there will be road and sidewalk restrictions within the construction work zone. Access for emergency vehicles will be maintained at all times.</p> <p><b>Driveway Access:</b> The contractor will notify you of any temporary restrictions to your driveway access. If your property has two entrances, one entrance will be kept open at all times.</p>
	<p><b>Traffic Management:</b> Efforts have been made to manage traffic in the area for the safety of workers, road users and residents.</p> <p><b>Traffic will be reduced on streets with active construction/access may be limited when paving operations are taking place.</b></p>
	<p><b>Parking:</b> Parking in the active work zone is not permitted due to space requirements for construction equipment and materials. If your parked vehicle affects the construction work, it will be re-located with no charge to the owner. If your vehicle is moved, please contact parking control for its location at <b>416-808-2222</b>.</p> <p>In the event you receive a traffic ticket for on-street parking during this period of construction, you may choose to dispute your ticket following the process listed on the reverse side of the parking infraction notice. <b><i>You may use this notice as part of your defence for parking consideration during construction; however, the Field Ambassador does not have the authority to cancel any parking tickets.</i></b></p>
	<p><b>Important information for owners of sprinkler systems / heated driveways and private landscaping features.</b> Property owners should remove items located within City property limits (boulevard) to avoid damage.</p> <p>This includes items such as landscaping (plants and pavers), decorative objects, sprinkler systems or heated driveways. If you have a sprinkler system or heated driveway, please contact the <b>Field Ambassador</b> listed below.</p>
	<p><b>Garbage and Recycling:</b> Please follow your normal routine. If required, the contractor will move bins to an appropriate location and return them. <b><i>Please ensure that you label your bins with your address.</i></b></p>
	<p><b>Restoration:</b> The construction work area will be restored with sod and/or asphalt where required. Interlocking bricks, flagstone on a granular base, or other similar features that are removed from public and private property during construction will be replaced. Lawn seeding and/or laying of sod will be done as needed during ideal growing seasons only - in the spring (April to June) and fall (September to October). Residents are encouraged to water newly installed sod to ensure its survival.</p>

## ASBESTOS IN ASPHALT ON CLAIREVILLE DRIVE

As part of the work, the City must test the removed asphalt for asbestos. Our tests show that there is 0.5% of asbestos in the asphalt.

Asbestos was used in asphalt mixes throughout the 1970s and early 1980s to improve the performance of the asphalt. Air quality monitoring conducted by the City of Toronto at other sites has not detected asbestos fibres in the air as a result of resurfacing of asphalt. The risk of exposure to asbestos for workers and bystanders is low.

As a precaution, the City's contractor will follow these steps:

- Wet the pavement during asphalt cutting, grinding or removal
- Attach dust collecting devices with HEPA filters to equipment, where possible, to prevent dust from becoming airborne
- Provide personal protective equipment, such as disposable coveralls and respirators, to on-site workers upon request, and
- Transport and dispose of asphalt containing asbestos at provincially approved disposal sites.

## NEED MORE INFORMATION?

If you have questions about the upcoming work, please contact us and quote

**Contract: 19ECS-TI-13LR**

<b>Field Ambassador</b>	Suresh Pillai 647-968-8601, <a href="mailto:Toronto13LR2019@rvanderson.com">Toronto13LR2019@rvanderson.com</a>
<b>TTY Hearing Impaired Service</b>	416-338-0889 (7 Days a week, 8 a.m. to 5 p.m., closed holidays)
<b>General inquiries</b>	311
<b>Website</b>	<a href="http://toronto.ca/improvements/ward1.htm">toronto.ca/improvements/ward1.htm</a>

Thank you for your patience. Building a great city takes time. Better infrastructure for all of us is worth the wait.