

December 6, 2019

Change in Hepatitis B Vaccine Packaging

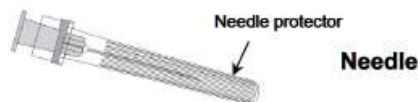
The Ontario Government Pharmacy and Medical Supply Services (OGPMSS) is now switching to prefilled syringes for the Engerix-B[®] vaccine. There are no safety engineered needles included. Packaging size is 42 x 24 x 133mm, which will take up more room in vaccine fridges. Please ensure your designated vaccine fridge has sufficient storage space when ordering.

To order hepatitis B vaccine for high risk individuals, visit toronto.ca/health/professionals
 Providers need their **OGP number & access code: 3387600** to place an order.

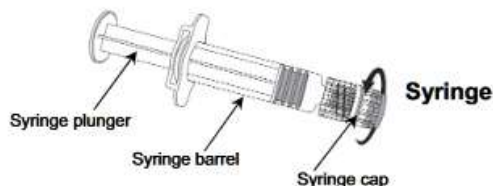
Syringe Instructions

To attach the needle to the syringe, refer to the drawing below

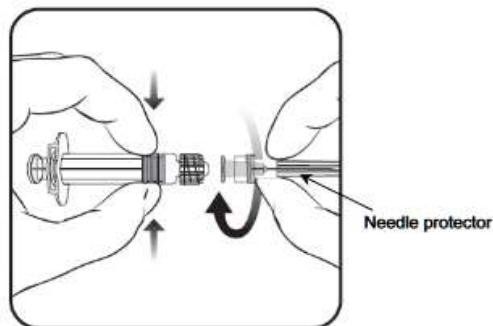
1. Holding the syringe **barrel** in one hand (avoid holding the syringe plunger), unscrew the syringe cap by twisting it anticlockwise.



2. To attach the needle to the syringe, twist the needle clockwise into the syringe until you feel it lock (see drawing).



3. Remove the needle protector, which on occasion can be a little stiff.



4. Administer the vaccine.

Note: The syringe provided with ENGERIX-B might be slightly different (without screw thread) than the syringe in the above drawing. In that case, the needle should be attached following the below instructions.

<https://ca.gsk.com/media/590068/engerix-b.pdf>