




Bleach Solutions for Disinfecting

To disinfect:

1. Gather required materials
2. Put on personal protective equipment (PPE)
3. Clean the area with water and detergent
4. Apply disinfectant
5. Remove PPE
6. Clean your hands

Bleach and Water Solution	Use	Contact Time
 <p>(using 5.25% hypochlorite)</p>		
<p>5 ml of bleach to 495 ml of warm water 500 ppm <i>Prepare daily</i></p>	<p>Toys, Play Mats Diaper Change Tables Sensory Play Tables Animal Enclosures</p>	<p>Minimum 2 minutes Allow to air dry</p>
<p>50 ml of bleach to 450 ml of warm water 5000 ppm <i>Prepare as needed</i></p>	<p>Blood Spills Body Fluid Spills</p>	<p>Minimum 2 minutes Allow to air dry</p>
<p>10 ml of bleach to 490 ml of warm water 1000 ppm <i>Prepare as needed</i></p>	<p>Outbreaks</p>	<p>Minimum 2 minutes Allow to air dry</p>

Notes:

Clearly label the container and keep it out of reach of children.
Minimize mist while applying.

416.338.7600 | toronto.ca/health

 **TORONTO** Public Health