

COVID-19 Harm Reduction Tips




Clean your hands

Clean hands frequently with soap and water for at least 15 seconds. If soap and water is not available, clean hands with BZK wipes followed by alcohol-based hand sanitizer. Alcohol-based hand sanitizer can be used alone only when hands are not visibly soiled. Do this right before you prep your drugs and after any contact with others, using the TTC, handling cash, and getting your drugs.




Wear a mask or face covering

Masks or face coverings are required in indoor public places. Also, wear a mask when you have to be close to other people (within 2 metres/6 feet). If possible, wear a mask when doing drug exchanges or fixing with a friend.



Don't share gear

Sharing stems, meth pipes, straws, and injecting supplies (including ties, swabs, filters) all increase the risk of spreading the virus and other germs. Avoid sharing cigarettes, bongs, joints and vapes too.



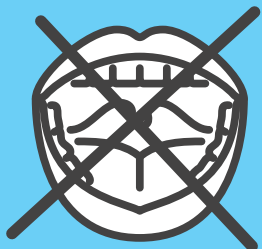
Prep your own drugs

Try not to let others handle your drugs or drug-use supplies and don't let them handle yours. Before you prep, wash your hands and use alcohol swabs or a household cleaning product to clean the surface you are using. If you have to have someone else prep your drugs, make sure they wash their hands or use alcohol based hand sanitizer.



Get extra harm reduction supplies and naloxone

Next time you are at a harm reduction agency, ask for extra supplies. Stocking up for 2-4 weeks will help to limit your contact with others.



Avoid putting drug baggies/wraps in your mouth, anus or vagina

If you have to carry drugs inside your body, clean the bag/wrap thoroughly with alcohol-based sanitizer, alcohol swabs or isopropyl alcohol solution prior to inserting and after you take it out. Use an alcohol-based mouthwash to clean your mouth if that's how you carry. If your dealer carries in their mouth, ask them to consider a different method.



Work with your Methadone/Suboxone/OAT Prescriber

If you are on opioid agonist treatment or prescribed opioids for safer supply reasons, ask your healthcare provider to extend your prescription and reduce the frequency of your in-person appointments. Ask them for telephone or video-chat appointments, carries or to help you get doses delivered to you if possible.



Prepare for unplanned withdrawal

Have a back-up plan in case your dealer gets sick. Ask your healthcare provider to help with getting on OAT or getting the medications you might need for opioid withdrawal. Benzodiazepine and alcohol withdrawal can be very dangerous— team up with someone you trust who will be able to get you medical care if you go into withdrawal.



Respond to overdose

Any time you have to give naloxone or respond to a medical emergency, use the gloves provided in your naloxone kit and try to use a mask or face covering. Always safely dispose of used kits contents after use and clean your hands.

If you ever have difficulty breathing or experience other severe symptoms, call 911.

416.338.7600

toronto.ca/COVID19

 **TORONTO** Public Health