

COVID-19 Monitoring Dashboard

Current Overall Status: Yellow

Virus Spread and Testing indicators need attention

Red

Yellow

Green



Virus Spread & Containment

Status: **Yellow**



Laboratory Testing

Status: **Yellow**



Health System Capacity

Status: **Green**



Public Health System Capacity

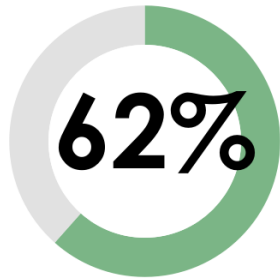
Status: **Green**

Monitoring Dashboard – Health System Capacity

Health System Capacity

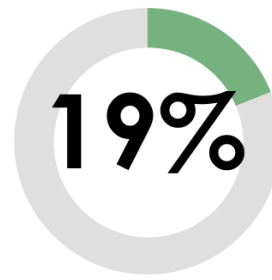
Status: GREEN - Indicators at goal

ICU bed occupancy rate³



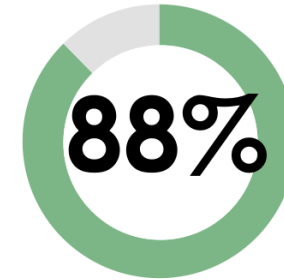
Goal: <90% occupancy

ICU-ventilator bed occupancy rate³



Goal: <60% occupancy

Acute bed occupancy rate³



Goal: <90% occupancy

Estimated number of days of PPE available, Toronto Hospitals⁴

N95 Masks

664



Surgical Masks

249



PPE Eyewear

83



Gloves

172

Public Health System Capacity

Status: GREEN- Indicators at goal

Percent of newly reported confirmed COVID-19 cases reached within 24 hours



94.6%

July 14 to July 16, 2020

Goal: > 90% contacted

Percent of newly reported contacts successfully reached within 24 hours



100.0%

July 16 to July 18, 2020

Goal: >90% successfully reached

Laboratory Testing

Status: YELLOW - Indicators need attention

Percent of new COVID-19 tests with a turnaround time of 24hrs¹

39%

within 24 hours
(7 day moving average)

Goal: ≥ 60% within 24 hours

Percent of new COVID-19 tests with a turnaround time of 48hrs¹

70%

within 48 hours
(7 day moving average)

Goal: ≥ 80% within 48 hours

COVID-19 Laboratory Tests Percent Positivity, previous week average²



See technical notes for updated indicator definition (as of June 15)

Goal: <10% positivity

Monitoring Dashboard – Virus Spread

Virus Spread and Containment

Status: YELLOW - Indicators need attention

New COVID-19 cases, 7 day moving average¹

38



Goal: sustained decrease over 14 day period

New Hospitalizations, 7 day moving average¹

1.0



Goal: sustained decrease over 14 day period

Active daily COVID-19 outbreaks in institutions¹

5



Goal: sustained decrease in active outbreaks