

TECHNOLOGY INSTRUCTIONS

Wabash Community Recreation Centre Virtual Townhall

Tuesday, September 22, 7:00 – 8:00 pm

HOW TO ATTEND

For computer/mobile device users (with access to internet):

1

Download Webex App

Please do this before the meeting.

- Computer download link for app: www.tinyurl.com/webexeventsapp
- Smartphone or tablet: download [Cisco Webex Meetings](#) (free) on your device's App Store

2

Join the meeting

Click this link to join the meeting: www.tinyurl.com/wabashCRCtownhall

- Event Password: [wabash](#)
- Event Number: [132 257 8032](#)

NOTE: Upon entry you will be muted and your camera will be off. If you have a question/comment, you will be unmuted. Participants are encouraged to turn on their cameras when asking their question.

Troubleshooting:

- If you are using a computer, [click Join](#). Clicking "Join by browser" will limit your participation capabilities on Webex.
- Remember to allow Webex to access your device's camera and microphone during the meeting (and connect your audio using the internet).

For phone users (without access to internet):



- Call [416-216-5643](tel:416-216-5643)
- Meeting number: [132 257 8032](#)
An Attendee ID is not required.

NOTE: To raise your hand and ask a question, [press *3](#)

If you are experiencing technical difficulties logging into the meeting, please contact Khly from Swerhun Inc. at 647-371-5767.

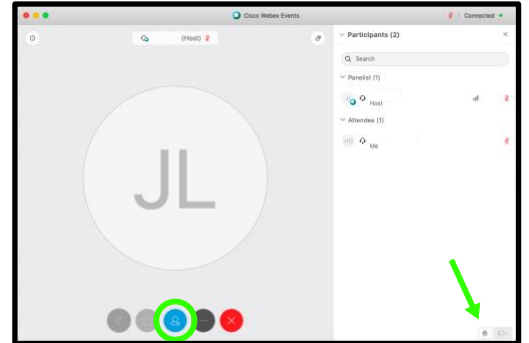
HOW TO RAISE YOUR HAND

To ask a question and share feedback, you can virtually raise your hand.

If you are using a computer



Click the Participants button at the bottom of the video (the Participants panel will open to the right). Then click the “Raise Hand” button at the bottom of the Participants panel.

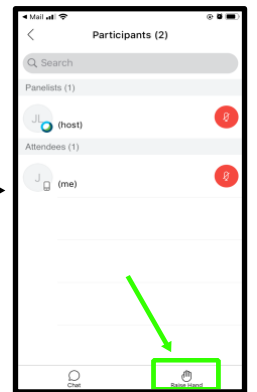
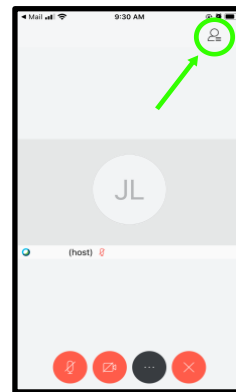


If you are using a mobile device



For smartphones

Click the Participants panel button at the top right corner of the screen. Then click “Raise Hand” at the bottom right of the screen.



For tablets

Click the Participants panel button at the bottom of the screen. Then click the “Raise Hand” button at the bottom right.

