



LEARN

CREATE

EXPERIMENT

INSPIRE

Fall 2020 Workshops



toronto.ca/cedarridge



@SpecialEventsTO



@culture_to



@culture_to

WELCOME TO CEDAR RIDGE CREATIVE CENTRE

Cedar Ridge Creative Centre

225 Confederation Drive
Toronto, ON
M1G 1B2

toronto.ca/cedarridge

For more information contact us at:

416-396-4026
crcc@toronto.ca



@SpecialEventsTO



@culture_to



@culture_to



Office Hours

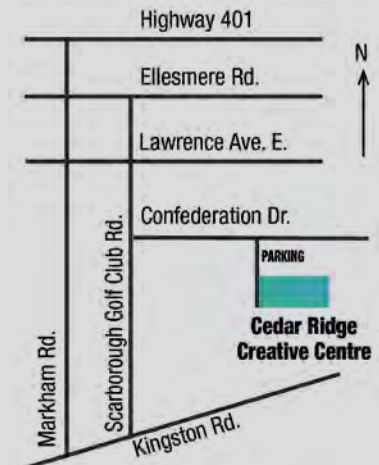
Monday, Tuesday, Thursday and Saturday - 9 a.m. to 4:00 p.m.

Wednesday - 9:00 a.m. - 9:30 p.m.

Friday and Sunday - Closed



photo by Karen Harkins



CEDAR RIDGE CREATIVE CENTRE



How to Register:

Registration for Cedar Ridge Creative Centre's fall workshops begins on **Sunday, September 13, 2020 at 7:00 a.m.**

Online: <https://efun.toronto.ca> OR **By phone:** 416-396-7378

You will be prompted to provide the following information:

- your client number
- family number
- course code
- credit card

To obtain your client and family numbers, please call Client Service at 416-396-7378 or call the Cedar Ridge Office directly at 416-396-4026.

Cedar Ridge will be open from 9 a.m. to 12 noon on **Sunday** September 13, 2020 for in-person and telephone registrations. For further information about Cedar Ridge courses, **visit toronto.ca/cedarridge**.

Cedar Ridge is dedicated to providing timely, accessible and high quality services to our clients. Staff will take all reasonable measures to accommodate accessibility needs. Please contact us, if you have any special needs requirements.

Please note: Culture facilities (like Cedar Ridge Creative Centre) are excluded from Parks, Forestry and Recreation policies and procedures, including the Welcome Policy.

Program cancellation:

Due to low enrolment by Cedar Ridge: 100% Refund or account credit.

Missed classes on the part of the student: make-up classes or account credits will not be provided.

Due to facility and/or instructor emergencies/illness: make-up class provided. If a make-up class is provided, no refunds or account credits will be issued.

Inclement weather: make-up class provided. Every effort to contact students will be made. Students are encouraged to call for information.

Statutory holidays: make-up class provided.

Please Note: if a make-up class is provided, refunds or credits will not be provided.

Withdrawals, refunds and credits:

All registration cancellations/withdrawals must be initiated in writing prior to the start of the workshop's **second class**. No refunds or credits will be considered after this date. Withdrawals will be prorated based on the date of the withdrawal, not based on attendance in the program. A **\$12** administration fee will be deducted per person, per workshop for all refunds, withdrawals and credits.

Materials:

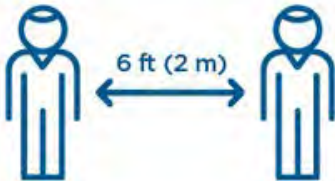
Materials are not included in adult course fees. Please inquire at the Cedar Ridge Office or with your instructor for supply lists. Pottery students must purchase clay from Cedar Ridge Creative Centre, which includes glazing, firing and technician costs. \$40 per bag, cash or cheque only. Outside clay or old clay is NOT permitted.

COVID-19 INFORMATION:

The health and safety of our students, staff and community are the top priorities. In order to ensure a safe return to the studios, we have put a number of measures in place in accordance with Toronto Public Health and Provincial Regulations and guidelines:

- Masks are required to be worn indoors at all times, for both adult and children's programs
- Physical distancing of 2 meters will be maintained
- A reduced roster of programming is being offered
- Class sizes are limited to 5 students to allow for physical distancing in our studio spaces
- Enhanced cleaning protocols are in effect, including increased time between classes to sanitize studio spaces
- Health screening measures will be in place for all staff and students attending the centre, we ask those feeling unwell to stay home
- Open Studio and drop-in environments, regrettably, cannot be offered at this time
- Visitors to the gallery will be required to follow ALL public health protocols and occupancy limits will be in place
- No kitchen access to the public

Physical Distancing



Mandatory Face Masks



Healthy Habits



SPECIALTY WORKSHOPS FOR ADULTS

POTTERY

*Please note * There will be 4 classes in a row with 1 week off for firing before week 5.*

Throwing-Tips and Techniques

This workshop is being offered to experienced potters wanting to refine their skills on the potter's wheel. Various tools and techniques will be used in the making of projects, producing beautiful finished results. Intermediate/advanced level

(Oct.6, Oct.13, Oct.20, Oct.27, Nov.10)

Slab Rolled Platters

Students stamp and texture rolled slabs of clay to create a chip and dip platter, and cheese platter in this fun filled workshop. Recommended for all levels.

(Oct.7, Oct.14, Oct.21, Oct.28, Nov.4)

Nature and Slab

Students create cups and plates using rolled slabs of clay and leaves, plants and tree bark to pattern and texture clay surfaces resulting in functional artworks inspired by nature. Recommended for all levels.

(Oct.7, Oct.14, Oct.21, Oct.28, Nov.4)

Slab Juice Jug

In this workshop students create a beautiful hand built juice jug and a set of glasses they can use at home. Students roll, stamp and texture the clay slabs to create their own unique beverage set. Recommended for all levels
(Oct.7, Oct.14, Oct.21, Oct.28, Nov.4)

Wheelwork-Baking Dishes

This wheelwork workshop is designed for intermediate and advanced students working on the potter's wheel. Students learn how to make an altered shaped baking/serving dish with textured handles and a microwaveable lidded egg baker. Intermediate/advanced level
(Oct.8, Oct.15, Oct.22, Oct.29, Nov.12)

Wheelwork-Teatime

Working on the potter's wheel, experienced potters learn how to make all the parts for a teapot and how to assemble them. Students create a beautiful cup and saucer to enjoy their favourite beverage. Intermediate/advanced level
(Oct.10, Oct.17, Oct.24, Oct.31, Nov.14)

The Simplified Form

Students will choose a form to focus on for the duration of the workshop. They will learn to decode, observe and analyze the chosen form and find their own way to interpret their sculptures in clay. Recommended for all levels
(Oct.6, Oct.13, Oct.20, Oct.27, Nov.10)

The Distorted Figure

This workshop will explore an abstract, exaggerated and stylised approach to figures. Students will be encouraged to portray their own observations of the human form in clay.
(Oct.8, Oct.15, Oct.22, Oct.29, Nov.12)

***Please note:** All students taking Pottery must purchase clay from Cedar Ridge Creative Centre, which includes glazing, firing and technician costs. \$40 per bag, cash or cheque only.



Photo by Karen Harkins

SPECIALTY WORKSHOPS FOR ADULTS

POTTERY

Program/Workshop	Instructor	Fee	Day	Time	Start	Code
Nature and Slab	K. Kennedy	\$110/ 5 wks	Wed	1 - 3:30 p.m.	Oct 7	3320825
Wheelwork-Teatime	K. Kennedy	\$110/ 5 wks	Sat	9 - 11:30 a.m.	Oct 10	3320823
Slab Rolled Platters	K. Kennedy	\$110/ 5 wks	Wed	9 - 11:30 a.m.	Oct 7	3320816
Slab Juice Jug	K. Kennedy	\$110/ 5 wks	Wed	7 - 9:30 p.m.	Oct 7	3320829
Wheelwork-Baking Dishes	K. Kennedy	\$110/ 5 wks	Thurs	1 - 3:30 p.m.	Oct 8	3320826
The Simplified Form	A. Dias D'Souza	\$110/ 5 wks	Tues	9 - 11:30 a.m.	Oct 6	3320830
The Distorted Figure	A. Dias D'Souza	\$110/ 5 wks	Thurs	9 - 11:30 a.m.	Oct 8	3320835
Throwing-Tips and Techniques	A. Dias D'Souza	\$110/ 5 wks	Tues	1 - 3:30 p.m.	Oct 6	3622504



Courtesy of Instructor Aneela Dias D'Souza

VISUAL ARTS WORKSHOPS

VISUAL ARTS

A plant lover's guide to drawing plants

Perfect for gardeners, plant enthusiasts, and anyone wanting to improve their observational skills. Learn about the rich history of botanical illustration, and how it contributes to specific methods of identifying and recording plants. Grow as an artist by developing a range of painting and drawing techniques.

Acrylic Abstracts

Take a risk! Become more confident in composing non- representational/non-objective visual spaces. Let colour, composition, shapes, texture and lines inspire you to really let go and leave your mark in this adventurous two-week exploratory workshop.



Photo by Karen Harkins

Art Essentials

Introduction to the fundamentals of drawing and painting. Through focused studio practices on understanding light and shadow, mark making, basics of composition, and colour theory, the cornerstones for creating captivating artwork will be explored.

A Stroke of Colour

Hone your painting skills through studies of brushwork styles, colour layering techniques, natural textures and narrative symbolism. Explore painting as a method to convey personal memories and experiences from the mundane to the extraordinary.

Colour Theory 101

Explore the science and art of colour through mixing hues, tints, shades and tones. Practices in accurate colour matching and achieving colour balance and harmony will be demonstrated. By the end of the course, students will learn the methods of constructing a cohesive colour palette and the importance of working within a selective colour spectrum.

Dynamic darkness: pen and ink illustration

Dark, delicious and detailed; ink drawings can be simple, complex and infinitely interesting. In this course, learn a wide range of ink drawing

techniques and styles. Perfect for those with interests in drawing, design and illustration.

Getting Started with Watercolours

Introduce yourself to the wonders of watercolour. Learn to express images or capture a mood or moment of time, using basic watercolour techniques. Gain new skills in the areas of design and composition, as well learn the roles that colour, texture and light play when creating with water-based paint.

Observational Still Life

A painting workshop focused on painting from observation and training the eye to capture details and the delicacies of light, shadows, and their effects on differently shaped objects.

Realism in Charcoal and Oil Pastels

Explore techniques and approaches to large charcoal and oil pastel drawings. Learn how line and colour can express narratives and/or capture the quality of an object, a moment or an experience

Watercolours At Your Own Pace

A course for everyone; beginners will be guided on an individual basis and experienced students will work on more advanced projects. This course is organized thematically with weekly demonstrations and individual critiques.

VISUAL ARTS WORKSHOPS

Course	Instructor	Fee	Day	Time	Start	Code
A plant lover's guide to drawing plants	M. Verstappen	\$110/ 5 wks	Mon	1 - 3:30 p.m.	Oct 5	3320914
Art Essentials	S. Zhang	\$110/ 5 wks	Mon	9 - 11:30 a.m.	Oct 5	3320942
A Stroke of Colour	S. Zhang	\$110/ 5 wks	Mon	1 - 3:30 p.m.	Oct 5	3320944
Colour Theory 101	S. Zhang	\$75/ 2 wks	Thurs	9 - 11:30 a.m.	Nov 19	3364855
Dynamic darkness: pen and ink illustration	M. Verstappen	\$110/ 5 wks	Mon	9 - 11:30 a.m.	Oct 5	3370258
Realism in Charcoal and Oil Pastels	S. Zhang	\$110/ 5 wks	Thurs	9 - 11:30 a.m.	Oct 8	3364854
Observational Still Life	S. Zhang	\$100/ 2 wks	Mon	9 - 3:30 a.m.	Nov 16	3608803
Introduction to Alla Prima	S. Zhang	\$110/ 5 wks	Sat	1 - 3:30 p.m.	Oct 10	3364853
Watercolours At Your Own Pace	P. Erickson	\$110/ 5 wks	Sat	9 - 11:30 a.m.	Oct 10	3608816
Getting Started with Watercolours	P. Erickson	\$110/ 5 wks	Tues	9 - 11:30 a.m.	Oct 6	3608834
Acrylic Abstracts	P. Erickson	\$75/ 2 wks	Tues	9 - 11:30 a.m.	Nov 17	3608842



Suzie Lychowyd



Tina Harper



SPECIALTY WORKSHOPS FOR ALL

WORKSHOPS WITH JENNIE TOWN

Do you have an interest in Ojibwa culture and want more meaningful understandings of Indigenous histories and stories? Take one or more of the moon sessions with community leader and artist Jennifer Town. Workshops offer opportunities to create traditional handmade artworks and learn Ojibwa teachings, narratives and traditions.

Changing Leaves Moon 14+ years

October - 2 Saturdays, \$45 per person material fees payable to instructor

- Pine needle baskets - Oct 10
- Beaded corn earrings or Flat beaded pumpkin necklace/pin - participant chooses one - Oct 24

Harvest Moon 9+ years

November - Family - 2 Saturdays, materials provided

- Beaded poppy - Nov 7
- Tooling leather bracelets and bookmarks - Nov 21



Courtesy of Jennie Town

Freezing Moon 14+ years

November/December - 2 Saturdays, \$40 per person material fees payable to instructor

- Willow holiday ornaments (5 or 6 point stars, trees etc.) - Nov 28
- Beaded holiday earrings (snowman, angels etc.) – participant's choice - Dec 5

Beaded

Historically, beading is an important part of Indigenous culture and was part of a social pastime where friends and family gathered to bead together and shared knowledges and stories of the day. In these workshops, learn the design process and traditional techniques to create your own artworks, shaped as earrings, key chains, pins, and poppies to honour and remember the contribution of Indigenous veterans.



Leather Tooling

Leather is a timeless material. The processes to produce and use leather dates back thousands of years and it is amazing how it is still similar to today. Tooling leather is the process of cutting into the leather to create shapes and designs by using carving tools (metal stamps cast into distinct shapes), lines, grooves and patterns, are pressed, stamped and punched into the leather. In this workshop you will design and dye a personalized bracelet or a bookmark to create a work that will last a lifetime.

Pine Needle Baskets

Create a handwoven basket made of pine needles that is functional and decorative using traditional basket-making techniques. You'll leave with your own beautiful 3D basket creation.

Willow Ornaments

The willow tree is associated with life and endurance. The slender branches make it ideal to manipulate into different shapes to create keepsakes for your family.

SPECIALTY WORKSHOPS

WORKSHOPS WITH JENNIE TOWN

Workshops	Instructor	Fee	Day	Time	Start	Code
Changing Leaves Moon	J. Town	\$75/2 wks	Sat	1 - 3:30 p.m.	Oct 10 & 24	3320855
Harvest Moon - family	J. Town	\$85/2 wks	Sat	1 - 3:30 p.m.	Nov 7 & 21	3320856
Freezing Moon	J. Town	\$75/2 wks	Sat	1 - 3:30 p.m.	Nov 28 & Dec 5	3370255



Courtesy of Jennie Town

FIBRE ARTS WORKSHOPS

Embroidery

Open to all levels, this course introduces students to the timeless art of hand embroidery and stitching.

A materials list will be available prior to the first class; kits and notions may also be purchased from the instructor.

Lace Knitting

This is an intermediate level course, open to anyone with a basic knowledge of knitting. Students will first create a number of knitted lace fabric swatches, which they will then use to design and create a knitted lace scarf. Yarn will be provided for the first class, after which students will be asked to provide their own needles, yarn etc. to complete their scarf. A materials list will be available prior to the first class.

Sock Knitting

Come out and make yourself a cozy pair of socks for the winter. All skill levels welcome. A materials list will be available prior to the first class.

Knit your own Naturally Dyed Toque & Scarf

Take on winter in a Handmade Toque & Scarf! Participants will learn how to naturally dye yarn, using local plant dyes and extracts, and create one of a kind hand knit winter hats. All skill levels welcome. New knitters will be given demonstrations, and more advanced patterns will be available for experienced knitters.

****please note*** - we will be using eco processed merino wool, if you have an aversion to wool, please call Cedar Ridge after registering, so an alternative yarn can be made available.*

****Please note*** - this course includes a \$30 material fee, payable to the instructor upon arrival.*



Photo by Tina Harper

Course	Instructor	Fee	Day	Time	Start	Code
Embroidery	C. Barrie	\$110/ 5 wks	Tues	1:00 - 3:30 p.m.	Oct 6	3370259
Lace Knitting	C. Barrie	\$110/ 5 wks	Wed	6:00 - 8:30 p.m.	Oct 7	3320841
Sock Knitting	C. Barrie	\$110/ 5 wks	Wed	1:00 - 3:30 p.m.	Oct 7	3320832
Knit your own Naturally Dyed Toque & Scarf	C. Barrie	\$110/ 5 wks	Sat	9:30 am - 12 noon	Oct 10	3320842

WORKSHOPS FOR **CHILDREN & YOUTH**

Brush Strokes (7-13 yrs)

Experiment, explore and have fun with various painting styles. Learn to create pictures with colour and let your imagination go wild. Express what is meaningful to you.

Comic Book Creation (8-13 yrs)

Comic book creation allows students to combine their love of drawing with storytelling. This course focuses on the knowledge and skills required to create a comic book.

Fun with Coiling (7-10 yrs)

Children will have fun rolling 'snakes' of clay in this hand building workshop. Students will coil their 'snakes' of clay to form beautiful pots they can then glaze and use at home. There will be 4 classes in a row with 1 week off for firing before week 5.

Oct.10, Oct.17, Oct.24, Oct.31, Nov 14

Fun with Pinch Pots (11- 13 yrs)

Children will pinch balls of clay forming them into cups, bowls and figurines in this fun filled workshop. Students will also learn how to glaze their masterpieces before enjoying them at home. There will be 4 classes in a row with 1 week off for firing before week 5.

Oct.10, Oct.17, Oct.24, Oct.31, Nov 14

The Art of Drawing (8-13 yrs)

Students learn how to capture the essence of drawing and how to use sketching as the basis for a drawing. Projects, created in a variety of media, include portraiture, nature studies, landscape, cartooning and text art. Drawings are brought to life through value, line, contrast, linear perspective and foreshortening.

Painting Without A Brush (14 -17 yrs)

Learn to let go and be free to focus on colour, compositions, textures and mood. Students create one large canvas over the four week course of either a self-portrait or landscape using palette knives, sticks, sponges or other found materials.

Photo to Fine Art (9-13 yrs & 14-17 yrs)

Take your mixed media artwork to the next level while playing with opacity and transparency. Combine paint, text, photos, exploration and curiosity to create a unique multi layered piece on wood panel, rich with texture, colour and depth. Every photo transfer is different and this adds a unique element and interest to your work. Images will be provided or bring your own printed pictures on photocopy paper for inspiration.



Photos by Karen Harkins

WORKSHOPS FOR **CHILDREN & YOUTH**

Course	Instructor	Age	Fee	Day	Time	Start	Code
Comic Book Creation	M. Chown	8 - 13 yrs	\$100/ 5 wks	Sat	9 - 10:30 a.m.	Oct 10	3370260
Fun with Coiling	K. Kennedy	7 - 10 yrs	\$100/ 5wks	Sat	12:30 - 2 p.m.	Oct 10	3320887
Fun with Pinch Pots	K. Kennedy	11 - 13 yrs	\$100/ 5wks	Sat	2:30 - 4 p.m.	Oct 10	3320891
Painting Without A Brush	M. Chown	14 - 17 yrs	\$75/ 4 wks	Wed	6 - 7:30 p.m.	Oct 14	3320889
The Art of Drawing	M. Chown	8 - 13 yrs	\$100/ 5wks	Sat	1:30 - 3:30 p.m.	Oct 10	3320872
Brush Strokes	M. Chown	7 - 13 yrs	\$100/ 5wks	Sat	11 - 12:30 p.m.	Oct 10	3617445
Photo to Fine Art	M. Chown	9 - 13 yrs	\$60/ 2 wks	Sat	10 a.m. - 12 noon	Nov 21	3320885
Photo to Fine Art	M. Chown	14 - 17 yrs	\$60/ 2 wks	Sat	1 p.m. - 3 p.m.	Nov 21	3609066



Photos by Karen Harkins

CEDAR RIDGE CREATIVE CENTRE

Cedar Ridge Creative Centre

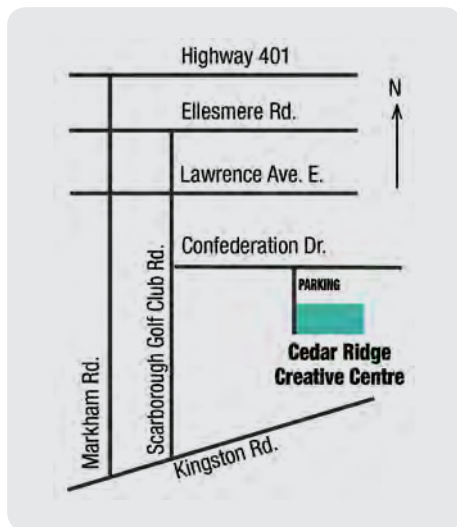
225 Confederation Drive
Toronto, ON
M1G 1B2
toronto.ca/cedarridge

Office Hours

Monday, Tuesday, Thursday and Saturday - 9 a.m. to 4:00 p.m.
Wednesday - 9:00 a.m. - 9:30 p.m.
Friday and Sunday - Closed

Contact

416-396-4026
crcc@toronto.ca
toronto.ca/cedarridge



RENTAL OPPORTUNITIES

Cedar Ridge Creative Centre is a vibrant arts and culture hub housed in a 1912 mansion. Flexible for almost any type of event, the historic charm of this one time summer home boasts a grand feel with an original chandelier and hardwood floors coupled with modern day conveniences. The house is nestled within picturesque gardens and backs onto a beautiful ravine. Casual elegance for a variety of functions makes Cedar Ridge the ideal spot for your special occasion. Outdoor photography permits also available.

Rental and event bookings will be subject to ALL current Covid-19 Toronto Public Health and Provincial Regulations and guidelines.

For rental rates, availability, and other inquiries contact us at:

416-396-4026
ccrc@toronto.ca
toronto.ca/cedarridge

CEDAR RIDGE GALLERY

The Cedar Ridge Gallery showcases a spectrum of emerging to established artists, community arts groups and students' work. The gallery is programmed in partnership with Cedar Ridge Studio Gallery, a Scarborough based charitable arts organization. toronto.ca/cedarridge

Visitors to the gallery will be required to follow ALL Toronto Public Health and Provincial protocols and occupancy limits will be in place. There will be no opening receptions for exhibitions until further notice.



@SpecialEventsTO



@culture_to



@culture_to

