

## WHAT SHOULD I DO IF THERE IS A FIRE IN MY BUILDING?



## FIRE SAFETY BEGINS WITH YOU



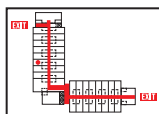
### PREVENTION

Prevent fire from occurring in your home.



### DETECTION

Have a **working smoke alarm** on all levels and outside all sleeping areas and have a **working carbon monoxide alarm** outside all sleeping areas (if required).



### ESCAPE


Prepare and practice your home **fire escape plan**... know what to do and where to go if evacuation is necessary.

For more information about high-rise fire safety and information in multiple languages, ask your building management or contact Toronto Fire Services by calling 311 or visiting

**[www.toronto.ca/fire/prevention](http://www.toronto.ca/fire/prevention)**


[toronto.ca/fire](http://toronto.ca/fire)

 Toronto Fire Services

 @Toronto\_Fire

 TFFstalk@toronto.ca


 Toronto\_Fire\_Services

 (416-338-9050) or 311

# FIRE

in your

# HIGH-RISE



# HIGH-RISE APARTMENT AND CONDOMINIUM FIRE SAFETY

People living in a high-rise apartment or condominium building need to think ahead and be prepared in the event of a fire emergency.

## HIGH BUILDINGS ARE DESIGNED TO BE SAFE

- Floors, walls, and ceilings provide a barrier against the spread of fire, and suite doors **must** close automatically to protect openings
- Every floor has access to at least 2 separate exit stairways which provide a protected path to the exterior
- A fire alarm system provides early warning to occupants of a fire condition
- Modern buildings often have:
  - 1) A voice communication system, used by supervisory personnel to make announcements about fire location and conditions
  - 2) Sprinkler systems to put water directly on the source of the fire
  - 3) Balconies (or windows) to be used for fresh air if smoke enters your suite

## FIRE SAFETY BEGINS WITH YOU

Learn what to do if a fire happens in your building. This is the best way to protect yourself and those around you.

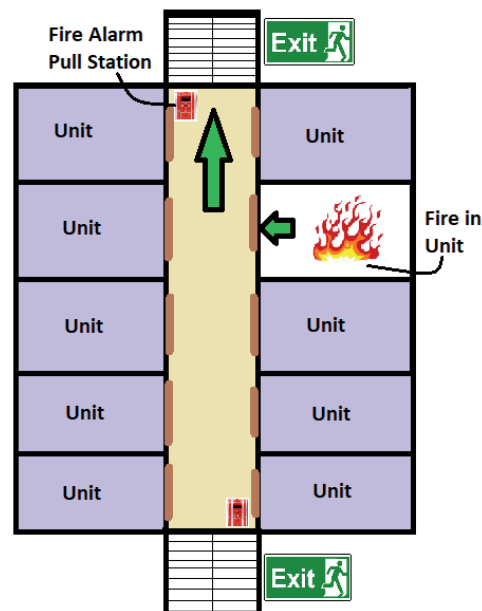
- Talk to your landlord, superintendent or building manager
- Know the emergency procedures outlined in the building's fire safety plan
- Create a home escape plan and practice it with everyone in your home
- Every fire is different. You must act quickly when you hear the alarm or discover a fire
- Remember, most people die from the smoke, not the fire. Here is what to do:



## IF THE FIRE IS IN YOUR SUITE

If there is a fire in your suite, it is not safe to stay inside! Stay away from poisonous smoke!

- Everyone evacuate immediately**
- Close, but don't lock, all doors behind you
- Pull the red fire alarm pull station next to the stairwell on your floor and yell "fire"
- Leave the building using the nearest exit stairway
- Do not use the elevator
- Never go to the roof, smoke rises! Doors to the roof are locked and you could become trapped
- Call the fire department at **9-1-1** from a safe location. (Never assume this has been done)
- Meet the firefighters when they arrive and tell them where the fire is
- Once out, stay out
- Do not go back into the building until the fire department tells you it's safe



## WHEN YOU HEAR THE FIRE ALARM

Stay in your suite until you are rescued or until you are told to leave.

- If the fire is not in your suite, you are safe to remain there. Your suite walls, floors, and ceilings are composed of non-combustible construction and will protect you from smoke and fire.
- Keep smoke from entering your suite. Use duct tape to seal cracks around the door and place wet towels at the bottom. Seal vents or air ducts the same way.



**If smoke starts to enter your suite (and you are unable to evacuate):**

- Call the fire department at **9-1-1** and tell them where you are and then move to the balcony. Close the doors behind you.
- If you don't have a balcony, go to the most smoke-free room, close the door and seal it with wide tape and towels. If necessary, open the window for fresh air. Show emergency personnel where you are by hanging a sheet from the window or balcony.
- Keep low to the floor where the air is cleaner.
- Listen for instructions from authorities.

