

Upload ID for Mail-in Voting Application

Regardless of what type of device you are using, once you are ready to upload your ID select the **"Choose File"** button.

The screenshot shows a web form with a section titled "Identification *". To the right of the title is a link for "Tips for uploading ID". Below the title is a "File *" field with a "View full list of identification" link. The file field contains a "Choose File" button and the text "No file chosen". Below the field, it lists acceptable file types: "Acceptable file types: jpg, gif, png, bmp and PDF". A dashed green box highlights the "Choose File" button and the "No file chosen" text.

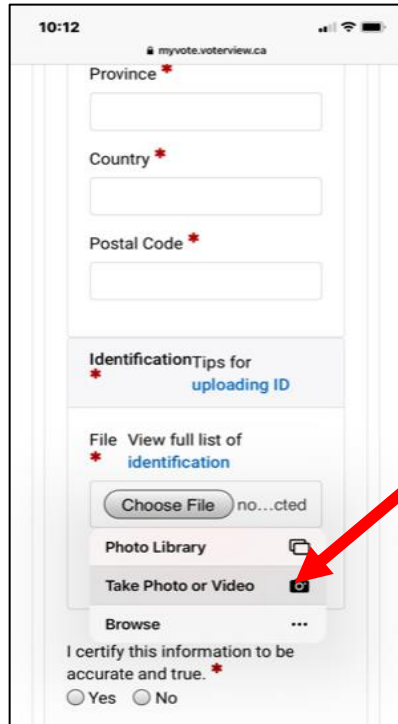
Choose the device you are using to upload your identification:

- iPhone / iPad 2
- Android Phone 2
- Computer: 4

iPhone / iPad

Select "Take a photo or video" and take photo of your ID showing your name and address in Ward 22 Scarborough-Agincourt.

Select "Take photo or video"



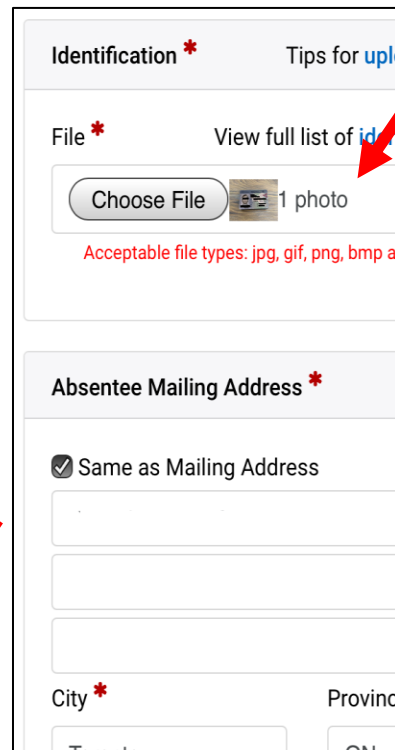
Use the camera to take a picture of your ID.



Select "Use Photo"



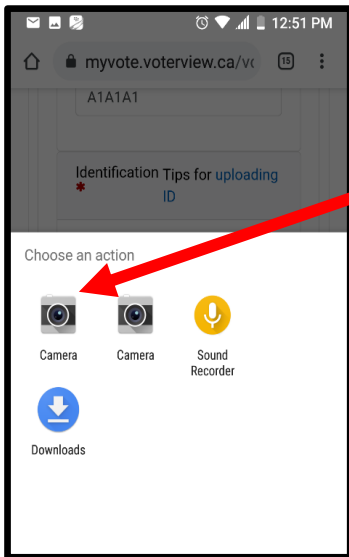
The file is now uploaded



Android Phone

Select "**Camera**" or and take a photo of your ID showing your name and address in Ward 22 Scarborough-Agincourt. Once you take the picture the file will upload automatically.

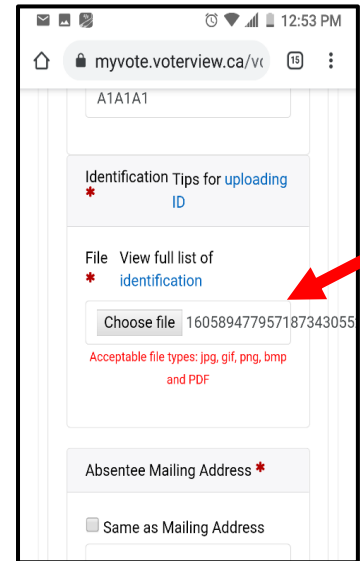
Select Camera



Use the camera to take a picture of your ID.



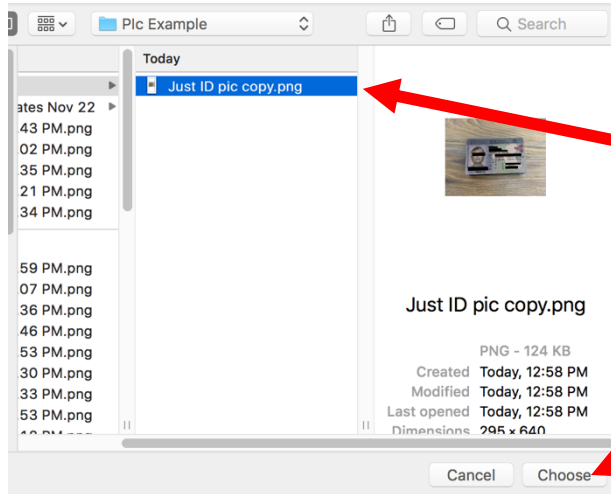
The file will upload automatically



Computer:

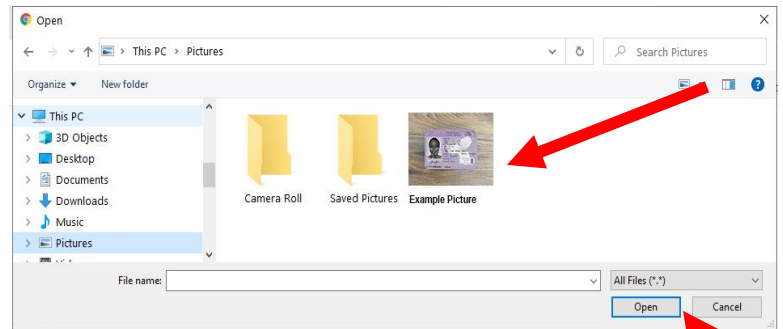
Select your ID showing your name and address in Ward 22 Scarborough-Agincourt from your computer's drive. Once you select your file, click **"Choose"** or **"Open"** your ID will upload automatically.

Select your ID file, and press return/enter or click "choose/open" depending on what type of computer you have.



Example using an Apple/Mac computer.

Example using a Windows / PC computer.



Residential Toronto Address *

Street Address

Suffix Street Name Type Dir Unit

Mailing Address *

Same as Residential Address

City * Province * Country * Postal Code *

Identification * Tips for uploading ID

File * View full list of identification

Choose File Just ID pic.png

Acceptable file type: Just ID pic.png, bmp, gif, pdf
10MB maximum files size

If you see your file name here - you have successfully uploaded your ID.