



LEARN

CREATE

EXPERIMENT

INSPIRE

## Fall 2021 Workshops



[toronto.ca/cedarridge](https://toronto.ca/cedarridge)



[@SpecialEventsTO](https://www.facebook.com/SpecialEventsTO)



[@culture\\_to](https://twitter.com/culture_to)



[@culture\\_to](https://www.instagram.com/culture_to)

# WELCOME TO CEDAR RIDGE CREATIVE CENTRE

## Cedar Ridge Creative Centre

225 Confederation Drive  
Toronto, ON  
M1G 1B2

[toronto.ca/cedaridge](https://toronto.ca/cedaridge)

## For more information contact us at:

416-396-4026  
[crcc@toronto.ca](mailto:crcc@toronto.ca)



@SpecialEventsTO



@culture\_to



@culture\_to



## October 18 to December 4, 2021 Office Hours

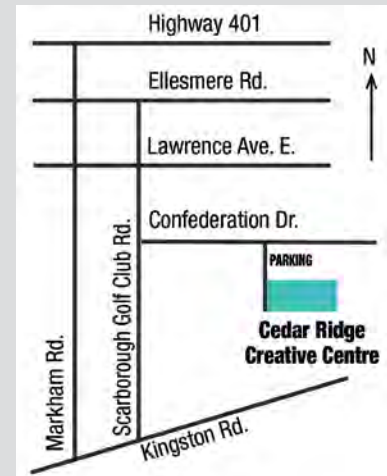
Monday, Tuesday, Thursday and Saturday - 9 a.m. to 4:00 p.m.

Wednesday - 9:00 a.m. - 9:30 p.m.

Friday and Sunday - Closed



photo by K. Harkins



# CEDAR RIDGE CREATIVE CENTRE



*photo by K. Harkins*

## How to Register:

Registration for Cedar Ridge Creative Centre's fall workshops begins **online Saturday September 25, 2021 at 7:00 a.m.**

**Online:** <https://efun.toronto.ca>

You will be prompted to provide the following information:

- client number
- family number
- course code
- credit card

To obtain your client and family numbers, please call Client Service at 416-396-7378 or call the Cedar Ridge Office directly at 416-396-4026.

For further information about Cedar Ridge courses, **visit [toronto.ca/cedarridge](https://toronto.ca/cedarridge).**

Cedar Ridge is dedicated to providing timely, accessible and high quality services to our clients. Staff will take all reasonable measures to accommodate accessibility needs. Please contact us if you have any special needs requirements.

**Please note:** Culture facilities (like Cedar Ridge Creative Centre) are excluded from Parks, Forestry and Recreation policies and procedures, including the Welcome Policy.

## Workshop cancellation:

**Due to low enrolment by Cedar Ridge:** 100% Refund or account credit.

**Missed classes on the part of the student:** make-up classes or account credits will not be provided.

**Due to emergencies/illness:** make-up class provided. If a make-up class is provided, no refunds or account credits will be issued.

**Inclement weather:** make-up class provided. Every effort to contact students will be made. Students are encouraged to call for information.

**Statutory holidays:** make-up class provided.

**Please Note:** if a make-up class is provided, refunds or credits will not be provided.

## Withdrawals, refunds and credits:

All registration cancellations/withdrawals must be initiated in writing prior to the start of the workshop's **second class**. No refunds or credits will be considered after this date. Withdrawals will be prorated based on the date of the withdrawal, not based on attendance in the program. A \$12 administration fee will be deducted per person, per workshop for all refunds, withdrawals and credits.

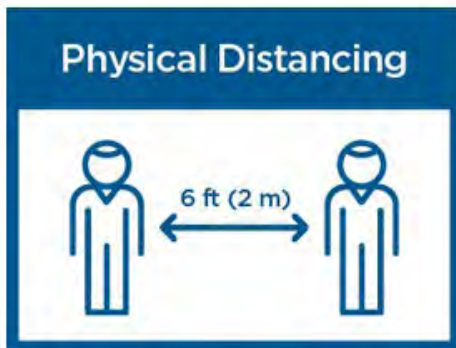
## Materials:

Materials are not included in adult course fees. Please inquire at the Cedar Ridge Office or with your instructor for supply lists. Pottery students must **use clay** purchased from Cedar Ridge Creative Centre, which includes glazing, firing and technician costs. \$40 per bag, cash or cheque only. Outside clay or old clay is NOT permitted.

# COVID-19 INFORMATION:

The health and safety of our students, staff and community are top priorities. In order to ensure a safe return to the studios, we have put a number of measures in place in accordance with Toronto Public Health and Provincial Regulations and guidelines:

- Masks are required to be worn indoors at all times, for both adult and children's programs
- Physical distancing of 2 meters will be maintained
- A reduced roster of programming is being offered
- Class sizes are limited to 5 students to allow for physical distancing in our studio spaces
- Enhanced cleaning protocols are in effect, including increased time between classes to sanitize studio spaces
- Health screening measures will be in place for all staff and students attending the centre, & we ask those feeling unwell to stay home
- Open Studio and drop-in environments, regrettably, cannot be offered at this time
- The gallery will remain closed this fall with no exhibitions taking place



# POTTERY WORKSHOPS

*Please note \*There will be 4 classes in a row with 1 week off for firing before week 5. \*\* Kiln space and firing time is limited for workshops and only projects related to the course will be fired.*

## Funky Mugs

Students stamp designs into rolled slabs of clay to pattern their own unique mug design. Students then decorate their mugs with underglazes to produce a bright funky finished look once glazed. Recommended for all levels.

## Sculptural Clay Jewellery

Come explore techniques of forming and decorating ceramic jewellery. This course doesn't require previous experience with clay and will focus particularly on the ceramic component of jewellery.  
\*Please note this workshop focuses on the creation of the ceramic piece(s) only and will not include stringing or finishing the jewellery

## Throwing-Sugar Bowl and Creamer Set

Students learn how to make a lidded sugar bowl and creamer set using the potter's wheel. Students learn how to make handles that will add a unique touch to their set. Intermediate/advanced level

## Throwing-Fruit Bowl

Students learn how to make a large bowl on the potter's wheel. Bowls will be carved with beautiful patterns and students learn how to make decorative handles to add to their fruit bowls. Intermediate/Advanced level

## The Simplified Form

Students choose a form to focus on for the duration of the workshop. Then learn to decode, observe and analyze the chosen form and find their own way to interpret their sculptures in clay. Recommended for all levels

## Throwing-Table Lantern

Experienced potters make a vessel on the potter's wheel. Students then trim and carve patterns into their pots to create beautiful table lanterns. Once glazed these lanterns will shine beautifully in any room when lit. Intermediate/Advanced level

## Fantastical Clay Masks

A themed, whimsical mask with exaggerated character expressions, made with paper clay. Students are encouraged to bring ideas and/or pictures for their mask subject matter. Finished clay masks are designed for hanging. Intermediate/Advanced level

Please note \*All students taking Pottery must purchase clay from Cedar Ridge Creative Centre, which includes glazing, firing and technician costs. \$40 per bag, cash or cheque only.

Program/Workshop	Instructor	Fee	Day	Time	Start	Code
Funky Mugs	K. Kennedy	\$115 / 5 wks	Wed	1 - 3:30 p.m.	Oct 20	3885136
Throwing-Table Lantern	K. Kennedy	\$115/ 5 wks	Wed	7 - 9:30 p.m.	Oct 20	3885139
Throwing-Sugar Bowl and Creamer Set	K. Kennedy	\$115 / 5 wks	Thurs	1 - 3:30 p.m.	Oct 21	3885137
Throwing-Fruit Bowl	K. Kennedy	\$115/ 5 wks	Sat	9 - 11:30 a.m.	Oct 23	3885135
The Simplified Form	A. Dias D'Sousa	\$115/ 5 wks	Tues	9 - 11:30 a.m.	Oct 19	3885140
Sculptural Clay Jewellery	A. Dias D'Sousa	\$115/ 5 wks	Thurs	9 - 11:30 a.m.	Oct 21	3885144
Fantastical Clay Masks	S. Robinson	\$115/ 5 wks	Tues	1 - 3:30 p.m.	Oct 19	3885141

# VISUAL ARTS WORKSHOPS



Courtesy of Sarvenaz Rayati

## Portrait Drawing

Students develop an understanding of portraiture and learn to draw the human portrait using photographs and direct observation. Studies of human features strengthen understanding of these forms. Composition, lighting, tone and shadow will be explored. Beginner to Intermediate level.




Photos by K. Harkins

## A Stroke of Colour

Hone your painting skills through studies of brushwork styles, colour layering techniques, natural textures and narrative symbolism. Explore painting as a method to convey personal memories and experiences from the mundane to the extraordinary.

## Acrylic Triptych

Students will bring in images and/or ideas that relate to one another to work on a series of three small paintings and can be displayed together. A triptych may also be used for one piece that is continued over three separate panels. The three panels may be different perspectives on the same subject, or share colour/composition with different subjects using the same technique and colour palette.



S. Lychowd

## Getting Started with Watercolours

Introduce yourself to the wonders of watercolour. Using basic watercolour techniques, learn to express images or capture a mood or moment of time. Gain new skills in the areas of design and composition, and learn the roles that colour, texture and light play when creating with water-based paint.



Carole Mandell

# VISUAL ARTS WORKSHOPS

## Introduction to Alla Prima

Alla prima is a painting technique done in one layer in one sitting, or “at first attempt”. Work with water mixable oils while exploring wet-on-wet techniques and take advantage of spontaneity by working quickly. With less time to overthink, learn to trust in your skill and intuition to match colours and value. Open to all skill levels.

## Realism in Charcoal and Oil Pastels

Explore techniques and approaches to large charcoal and oil pastel drawings. Learn how line and colour can express narratives and/or capture the quality of an object, a moment or an experience.

## Watercolours At Your Own Pace

A course for everyone; beginners will be guided on an individual basis and experienced students will work on more advanced projects. This course is organized thematically with weekly demonstrations and individual critique. Learn new watercolour techniques, as well as how to work with the specialized materials to depict your ideas, feelings and/or the world around you through the versatile medium of watercolour.

A Stroke of Colour	S. Zhang	\$115/ 5 wks	Mon	9 - 11:30 a.m.	Oct 18	3885213
Acrylic Triptych	P. Erickson	\$115/ 5 wks	Wed	7 - 9:30 p.m.	Oct 20	3885228
Getting Started with Watercolours	P. Erickson	\$115/ 5 wks	Tues	9 - 11:30 a.m.	Oct 19	3885227
Introduction to Alla Prima	S. Zhang	\$115/ 5 wks	Thurs	1 - 3:30 p.m.	Oct 21	3885207
Portrait Drawing	S. Zhang	\$115/ 5 wks	Thurs	9 - 11:30 a.m.	Oct 21	3885208
Realism in Charcoal and Oil Pastels	S. Zhang	\$115/ 5 wks	Mon	1 - 3:30 p.m.	Oct 18	3885222
Watercolours At Your Own Pace	P. Erickson	\$115 / 5 wks	Sat	9 - 11:30 a.m.	Oct 23	3885226



V. Scott



Photos by K. Harkins

# SPECIALTY WORKSHOPS

## INDIGENOUS WORKSHOPS


Harvest Moon	Memengwaas Kwe (J. Town)	\$50/ 2 wks	Sat	1 - 3:30 p.m.	Nov 27/Dec 4	3885157
Beaver Moon (9+)	Memengwaas Kwe (J. Town)	\$50/ 2 wks	Sat	9 - 11:30 a.m.	Nov 27/Dec 4	3885158

Do you have an interest in Ojibwa culture and want more meaningful understandings of Indigenous histories and stories? Enjoy the moon sessions with community leader and artist Memengwaas Kwe (Jennie Town). Workshops offer opportunities to create traditional handmade artworks and learn Ojibwa teachings, narratives and traditions.

### Harvest Moon (14+)

November - 2 Saturdays at Cedar Ridge  
1 - 3:30 p.m., \$50 per person material fees payable to the instructor

- Toddler moccasins with beading, lining and fringe - Nov 27
- Toddler moccasins continued - Dec 4



*Moccasin beading*

### Beaver Moon (9+)

November - 2 Saturdays at Cedar Ridge  
9 - 11:30 a.m., \$40 per person material fees payable to the instructor

- Willow Tee-pee Night Light - Nov 27
- Basket Weaving - Dec 4

### Toddler Moccasin Workshop

Become immersed in interesting facts about the history of clothing and regalia of the Indigenous Peoples by crafting your own pair of traditional deerskin toddler moccasins with beading and lining. Learn how to properly manipulate deerskin and use traditional hand sewing techniques to complete your own pair of toddler moccasins.



*Courtesy of J. Town*

### Weaving

Using traditional Cree basket-making techniques, create handwoven pieces made of reed that are functional and decorative. Participants will make one night light for the bedroom and a **wall-hanging** basket to be passed down the generations of your family.



# WORKSHOPS FOR CHILDREN

## Brush Strokes (7-10 yrs)

Experiment, explore and have fun with various painting styles. Learn to create pictures with colour and let your imagination go wild. Express what is meaningful to you.

## Comic Book Creation (8-13 yrs)

Comic book creation allows students to combine their love of drawing with storytelling. This course focuses on the knowledge and skills required to create a comic book.

## Pinch Pot Creatures (7-10 yrs)

Children will learn how to pinch clay, forming their favourite animals and other unique figurines in this fun filled pottery workshop. \*Please note there will be 4 classes in a row with 1 week off for firing before week 5.



## Whimsical House (10-13 yrs)

Children will texture slabs of clay and learn how to pinch and use their patterns to form whimsical clay houses in this fun filled pottery workshop. Please note \* There will be 4 classes in a row with 1 week off for firing before week 5.

## The Art of Drawing (8-13 yrs)

Students learn how to capture the essence of drawing and how to use sketching as the basis for a drawing. Projects, created in a variety of media, include portraiture, nature studies, landscape, cartooning and text art. Drawings are brought to life through value, line, contrast, linear perspective and foreshortening.



Photos by K. Harkins

## Creative Lens (9-13 yrs)

This introductory hands-on course in digital photography develops students' understanding and use of digital cameras. Each class builds on the skills from the previous week, taking steps to build provoking compositions and exploring new worlds through a digital lens. Cameras provided or bring your own.

## Mix It Up! (7-10 yrs)

Students become familiar with different media while producing fine art projects, including, but not limited to, decorative boxes, wind chimes, animal figurines, jewelry, and paintings.

## Painter's Expression (7-13 yrs)

Each week students learn about the life and work of a different world famous artist. Students then create their own masterpiece inspired by that week's feature artist. Art history and different art techniques enrich students' understanding and appreciation of art.

# WORKSHOPS FOR **CHILDREN**

Course	Instructor	Age	Fee	Day	Time	Start	Code
Comic Book Creation	M. Chown	8 - 13 yrs	\$100/ 5wks	Sat	10 - 11:30 a.m.	Oct 23	3885167
Pinch Pot Creatures	K. Kennedy	7 - 10 yrs	\$100/ 5wks	Sat	12:30 - 2 p.m.	Oct 23	3885175
Whimsical House	K. Kennedy	10 - 13 yrs	\$100/ 5wks	Sat	2:30 - 4 p.m.	Oct 23	3885179
The Art of Drawing	M. Chown	8 - 13 yrs	\$100/ 5wks	Sat	2:30 - 4 p.m.	Oct 23	3885166
Brush Strokes	M. Chown	7 - 10 yrs	\$100/ 5wks	Sat	12:30 p.m. - 2 p.m.	Oct 23	3885160
Painter's Expression	K. Carson	7-13 yrs	\$100/ 5wks	Sat	9 - 10:30 a.m.	Oct 23	3885170
Creative Lens	K. Carson	9-13 yrs	\$100/ 5wks	Sat	11 a.m. - 12:30 p.m.	Oct 23	3885165
Mix It Up!	K. Carson	7-10 yrs	\$100/ 5wks	Sat	1 - 3:30 p.m.	Oct 23	3885168



Photos by K. Harkins

# CEDAR RIDGE CREATIVE CENTRE

## Cedar Ridge Creative Centre

225 Confederation Drive  
Toronto, ON  
M1G 1B2  
[toronto.ca/cedarridge](http://toronto.ca/cedarridge)

## October 18 to December 4, 2021 - Office Hours

Monday, Tuesday, Thursday and Saturday - 9 a.m. to 4:00 p.m.  
Wednesday - 9:00 a.m. - 9:30 p.m.  
Friday and Sunday - Closed

## Contact

416-396-4026  
[crcc@toronto.ca](mailto:crcc@toronto.ca)  
[toronto.ca/cedarridge](http://toronto.ca/cedarridge)

## RENTAL OPPORTUNITIES

Cedar Ridge Creative Centre is a vibrant arts and culture hub housed in a 1912 mansion. Flexible for almost any type of event, the historic charm of this one time summer home boasts a grand feel with an original chandelier and hardwood floors coupled with modern day conveniences. The house is nestled within picturesque gardens and backs onto a beautiful ravine. Casual elegance for a variety of functions makes Cedar Ridge the ideal spot for your special occasion. Outdoor photography permits also available.

**Rental and event bookings will be subject to ALL current Covid-19 Toronto Public Health and Provincial Regulations and guidelines.**

**For rental rates, availability, and other inquiries contact us at:**

416-396-4026  
[ccrc@toronto.ca](mailto:ccrc@toronto.ca)  
[toronto.ca/cedarridge](http://toronto.ca/cedarridge)

## CEDAR RIDGE GALLERY

The gallery showcases a spectrum of emerging to established artists, community arts groups and students' work. The gallery is programmed in partnership with Cedar Ridge Studio Gallery, a Scarborough based charitable arts organization. [toronto.ca/cedarridge](http://toronto.ca/cedarridge)

