




















































# WASTE COLLECTION SCHEDULE 2022

Please hold onto this annual schedule as you will not be receiving a 2022 Waste Management Calendar.

**HOUSEHOLD COLLECTION**  
 **MONDAY | NIGHT**

January 2022							February 2022						March 2022										
S	M	T	W	T	F	S	S	M	T	W	T	F	S	S	M	T	W	T	F	S			
						1			1	2	3	4	5			1	2	3	4	5			
2	3 		4	5	6	7	8	6	7 		8	9	10	11	12	6	7 		8	9	10	11	12
9	10 		11	12	13	14	15	13	14 		15	16	17	18	19	13	14 		15	16	17	18	19
16	17 		18	19	20	21	22	20	21 		22	23	24	25	26	20	21 		22	23	24	25	26
23	24 		25	26	27	28	29	27	28 						27	28 		29	30	31			
30	31 																						
April 2022							May 2022						June 2022										
S	M	T	W	T	F	S	S	M	T	W	T	F	S	S	M	T	W	T	F	S			
					1	2	1	2 		3	4	5	6	7			1	2	3	4			
3	4 		5	6	7	8	9	8	9 		10	11	12	13	14	5	6 		7	8	9	10	11
10	11 		12	13	14	15	16	15	16 		17	18	19	20	21	12	13 		14	15	16	17	18
17	18 		19	20	21	22	23	22	23 		24	25	26	27	28	19	20 		21	22	23	24	25
24	25 		26	27	28	29	30	29	30 		31				26	27 		28	29	30			
July 2022							August 2022						September 2022										
S	M	T	W	T	F	S	S	M	T	W	T	F	S	S	M	T	W	T	F	S			
					1	2		1 		2	3	4	5	6					1	2	3		
3	4 		5	6	7	8	9	7	8 		9	10	11	12	13	4	5 		6	7	8	9	10
10	11 		12	13	14	15	16	14	15 		16	17	18	19	20	11	12 		13	14	15	16	17
17	18 		19	20	21	22	23	21	22 		23	24	25	26	27	18	19 		20	21	22	23	24
24	25 		26	27	28	29	30	28	29 		30	31			25	26 		27	28	29	30		
31																							
October 2022							November 2022						December 2022										
S	M	T	W	T	F	S	S	M	T	W	T	F	S	S	M	T	W	T	F	S			
						1			1	2	3	4	5					1	2	3			
2	3 		4	5	6	7	8	6	7 		8	9	10	11	12	4	5 		6	7	8	9	10
9	10 		11	12	13	14	15	13	14 		15	16	17	18	19	11	12 		13	14	15	16	17
16	17 		18	19	20	21	22	20	21 		22	23	24	25	26	18	19 		20	21	22	23	24
23	24 		25	26	27	28	29	27	28 		29	30			25	26 		27	28	29	30	31	
30	31 																						

SF-NIGHT-MON



# CURBSIDE COLLECTION

Your Green Bin, Blue Bin, Garbage Bin, yard waste and oversized items must be set out **after 6 p.m. and before 9 p.m. the night of** your scheduled collection day. The lid opening must face the street and the bins must be set out squarely facing the street.

**TO THE CURB  
AFTER 6 P.M.  
AND  
BEFORE 9 P.M.**



## GREEN BIN ORGANICS

### Need a new bin or repairs?

Contact 311.

- Do NOT put items in loose.
- You must line your kitchen catcher or outdoor Green Bin. Do not line both.
- Use a plastic or paper bag for either container. Compostable bags are not necessary.
- The handle of the bin must be set in the locked position.



## BLUE BIN RECYCLING

### Blue Bin exchange, contact 311.

- Put items in LOOSE and not bagged (except for shredded paper) and paper less than 2 inches on any side.
- Do NOT line your Blue Bin with a plastic bag.
- All recycling should fit in your Blue Bin with the lid closed.
- Ties/bungee cords must be completely removed before collection.
- Put any excess recycling in a clear plastic bag beside your Blue Bin. Bags cannot be larger than your Blue Bin.
- Please flatten and cut down all cardboard and place in your Blue Bin. Excess cardboard should be flattened and bundled to a size that would fit in the Blue Bin and placed beside the bin.



## GARBAGE BIN

### Garbage Bin exchange, contact 311.

#### Fees apply when upsizing your bin.

- Garbage must fit in your Garbage Bin with the lid closed.
- Ties/bungee cords must be completely removed before collection.

## EXCESS GARBAGE

- Must be put in a regular garbage bag.
- Must have a Garbage Tag.
- Garbage Tags can be purchased at [toronto.ca/solidwastestore](http://toronto.ca/solidwastestore) or Toronto Canadian Tire and Shoppers Drug Mart stores. Tags never expire.
- Bags cannot weigh more than 20 kg (44 lb).



## REDUCE YOUR WASTE AND DOWNSIZE YOUR BIN TO SAVE MONEY!

To downsize your bin, call 311 or visit [toronto.ca/311](http://toronto.ca/311)



## YARD WASTE

- Use a paper yard waste bag or rigid open-topped container (learn size restrictions at [toronto.ca/yardwaste](http://toronto.ca/yardwaste))
- Yard waste in plastic bags or cardboard boxes will not be collected.
- Grass clippings, sod and soil will not be collected. Remove excess soil from pulled weeds.
- Secure brush and branches in bundles no longer than 1.2 m (4 ft), no wider than 0.6 m (2 ft) and no heavier than 20 kg (44 lb).
- Diameter of the branches cannot exceed 7.5 cm (3 in). For branches that exceed this size, make arrangements for collection with a private company.

## ITEMS NOT COLLECTED DURING REGULAR CURBSIDE COLLECTION

Tires, paints, solvents, flammable liquids, batteries, compact fluorescent bulbs, propane tanks and cylinders, pesticides, gasoline, syringes/needles, liquids, dead animals, sod, rocks, soil, gravel, demolition and construction materials. For instructions on proper household hazardous waste disposal visit [toronto.ca/hhw](http://toronto.ca/hhw).

## ITEMS NOT ACCEPTED AT DROP-OFF DEPOTS

Dead animals, sod, grass and clippings, rocks, soil and sand, gravel, bricks, concrete, cinder blocks, paving stones, asphalt, ammunition, asbestos, etc.

Contact a private company to arrange for proper disposal of these items.

## OVERSIZED ITEMS

Items that will not fit in your Garbage Bin, even when empty, are considered oversized.

**Oversized items can be left next to your Garbage Bin on Garbage day for regular collection. No tags or appointment required.**



### Furniture

Box springs, dressers, chairs, mattresses, patio furniture, etc.



### Sofa beds

It is not necessary to separate the metal frame from the sofa. For safety reasons, the frame must be tied to prevent it from springing open.



### Metal

Appliances (doors removed), barbecues (no propane tanks)



### Carpeting, underpad and linoleum

Items must be tied in rolls no longer than 1.2 m (4 ft) and weighing less than 20 kg (44 lb).



### Toilets

If the tank is removable, it must be separated from the bowl.



### Other

Luggage, skis, lamps, baby strollers, baby car seats, etc.

## INSTRUCTIONS FOR OVERSIZED ITEMS

- Put oversized items 0.5 m (2 ft) away from your Garbage Bin.
- Wall units should be separated into 2.5 m (no greater than 8 ft) lengths.
- Remove doors from fridges, ovens and other large appliances.
- Tie/bundle sofa bed frames.



## KNOW BEFORE YOU THROW!

To find out what waste goes where:

- visit [toronto.ca/wastewizard](http://toronto.ca/wastewizard)
- download the TOWaste app or call 311

[toronto.ca/waste](http://toronto.ca/waste)

Call 311 (TTY: 416-338-0889), email [311@toronto.ca](mailto:311@toronto.ca) or complete online service request at [toronto.ca/311](http://toronto.ca/311)