











































































WASTE COLLECTION SCHEDULE 2022

Please hold onto this annual schedule as you will not be receiving a 2022 Waste Management Calendar.

HOUSEHOLD COLLECTION
THURSDAY | DAY 2

January 2022							February 2022							March 2022											
S	M	T	W	T	F	S	S	M	T	W	T	F	S	S	M	T	W	T	F	S					
						1			1	2	3		4	5			1	2	3		4	5			
2	3	4	5	6		7	8	6	7	8	9	10		11	12	6	7	8	9	10		11	12		
9	10	11	12	13			14	15	13	14	15	16	17		18	19	13	14	15	16	17		18	19	
16	17	18	19	20		21	22	20	21	22	23	24		25	26	20	21	22	23	24			25	26	
23	24	25	26	27			28	29	27	28						27	28	29	30	31					
30	31																								
April 2022							May 2022							June 2022											
S	M	T	W	T	F	S	S	M	T	W	T	F	S	S	M	T	W	T	F	S					
						1	2	1	2	3	4	5			6	7				1	2			3	4
3	4	5	6	7			8	9	8	9	10	11	12		13	14	5	6	7	8	9		10	11	
10	11	12	13	14		15	16	15	16	17	18	19			20	21	12	13	14	15	16			17	18
17	18	19	20	21			22	23	22	23	24	25	26		27	28	19	20	21	22	23		24	25	
24	25	26	27	28		29	30	29	30	31					26	27	28	29	30						
July 2022							August 2022							September 2022											
S	M	T	W	T	F	S	S	M	T	W	T	F	S	S	M	T	W	T	F	S					
						1	2		1	2	3	4		5	6					1		2	3		
3	4	5	6	7		8	9	7	8	9	10	11			12	13	4	5	6	7	8			9	10
10	11	12	13	14			15	16	14	15	16	17	18		19	20	11	12	13	14	15		16	17	
17	18	19	20	21		22	23	21	22	23	24	25			26	27	18	19	20	21	22			23	24
24	25	26	27	28			29	30	28	29	30	31			25	26	27	28	29		30				
31																									
October 2022							November 2022							December 2022											
S	M	T	W	T	F	S	S	M	T	W	T	F	S	S	M	T	W	T	F	S					
						1			1	2	3			4	5					1			2	3	
2	3	4	5	6			7	8	6	7	8	9	10		11	12	4	5	6	7	8		9	10	
9	10	11	12	13		14	15	13	14	15	16	17			18	19	11	12	13	14	15			16	17
16	17	18	19	20			21	22	20	21	22	23	24		25	26	18	19	20	21	22		23	24	
23	24	25	26	27		28	29	27	28	29	30			25	26	27	28	29		30	31				
30	31																								

SF-DAY-THURS2



CURBSIDE COLLECTION

Your Green Bin, Blue Bin, Garbage Bin, yard waste and oversized items must be set out **no later than 7 a.m. and no earlier than 8 p.m. the night before** your scheduled collection day. The lid opening must face the street and the bins must be set out squarely facing the street.

**TO THE CURB
NO LATER THAN
7 A.M.**



GREEN BIN ORGANICS

Need a new bin or repairs?

Contact 311.

- Do NOT put items in loose.
- You must line your kitchen catcher or outdoor Green Bin. Do not line both.
- Use a plastic or paper bag for either container. Compostable bags are not necessary.
- The handle of the bin must be set in the locked position.



BLUE BIN RECYCLING

Blue Bin exchange, contact 311.

- Put items in LOOSE and not bagged (except for shredded paper) and paper less than 2 inches on any side.
- Do NOT line your Blue Bin with a plastic bag.
- All recycling should fit in your Blue Bin with the lid closed.
- Ties/bungee cords must be completely removed before collection.
- Put any excess recycling in a clear plastic bag beside your Blue Bin. Bags cannot be larger than your Blue Bin.
- Please flatten and cut down all cardboard and place in your Blue Bin. Excess cardboard should be flattened and bundled to a size that would fit in the Blue Bin and placed beside the bin.



GARBAGE BIN

Garbage Bin exchange, contact 311.

Fees apply when upsizing your bin.

- Garbage must fit in your Garbage Bin with the lid closed.
- Ties/bungee cords must be completely removed before collection.

EXCESS GARBAGE

- Must be put in a regular garbage bag.
- Must have a Garbage Tag.
- Garbage Tags can be purchased at toronto.ca/solidwastestore or Toronto Canadian Tire and Shoppers Drug Mart stores. Tags never expire.
- Bags cannot weigh more than 20 kg (44 lb).



REDUCE YOUR WASTE AND DOWNSIZE YOUR BIN TO SAVE MONEY!

To downsize your bin, call 311 or visit toronto.ca/311



YARD WASTE

- Use a paper yard waste bag or rigid open-topped container (learn size restrictions at toronto.ca/yardwaste)
- Yard waste in plastic bags or cardboard boxes will not be collected.
- Grass clippings, sod and soil will not be collected. Remove excess soil from pulled weeds.
- Secure brush and branches in bundles no longer than 1.2 m (4 ft), no wider than 0.6 m (2 ft) and no heavier than 20 kg (44 lb).
- Diameter of the branches cannot exceed 7.5 cm (3 in). For branches that exceed this size, make arrangements for collection with a private company.

ITEMS NOT COLLECTED DURING REGULAR CURBSIDE COLLECTION

Tires, paints, solvents, flammable liquids, batteries, compact fluorescent bulbs, propane tanks and cylinders, pesticides, gasoline, syringes/needles, liquids, dead animals, sod, rocks, soil, gravel, demolition and construction materials. For instructions on proper household hazardous waste disposal visit toronto.ca/hhw.

ITEMS NOT ACCEPTED AT DROP-OFF DEPOTS

Dead animals, sod, grass and clippings, rocks, soil and sand, gravel, bricks, concrete, cinder blocks, paving stones, asphalt, ammunition, asbestos, etc.

Contact a private company to arrange for proper disposal of these items.

OVERSIZED ITEMS

Items that will not fit in your Garbage Bin, even when empty, are considered oversized.

Oversized items can be left next to your Garbage Bin on Garbage day for regular collection. No tags or appointment required.



Furniture

Box springs, dressers, chairs, mattresses, patio furniture, etc.



Sofa beds

It is not necessary to separate the metal frame from the sofa. For safety reasons, the frame must be tied to prevent it from springing open.



Metal

Appliances (doors removed), barbecues (no propane tanks)



Carpeting, underpad and linoleum

Items must be tied in rolls no longer than 1.2 m (4 ft) and weighing less than 20 kg (44 lb).



Toilets

If the tank is removable, it must be separated from the bowl.



Other

Luggage, skis, lamps, baby strollers, baby car seats, etc.

INSTRUCTIONS FOR OVERSIZED ITEMS

- Put oversized items 0.5 m (2 ft) away from your Garbage Bin.
- Wall units should be separated into 2.5 m (no greater than 8 ft) lengths.
- Remove doors from fridges, ovens and other large appliances.
- Tie/bundle sofa bed frames.



KNOW BEFORE YOU THROW!

To find out what waste goes where:

- visit toronto.ca/wastewizard
- download the TOWaste app or call 311

toronto.ca/waste

Call 311 (TTY: 416-338-0889), email 311@toronto.ca or complete online service request at toronto.ca/311