

# **New Park at 6 Lloyd Avenue**

## **Proposed Design**

### Survey Summary Report

March 2022

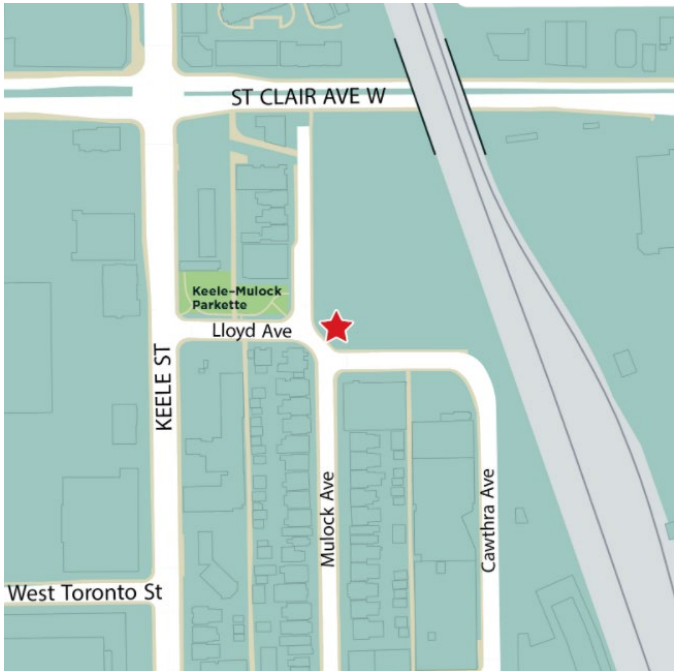
Leigh Lichtenberg, Project Coordinator Landscape Architect  
Rajesh Sankat, Senior Public Consultation Coordinator  
Elijah Bawuah, Senior Public Consultation Coordinator



**Contents**

Project Background..... 1  
    Project Timeline..... 1  
    Proposed Concept Design..... 2  
    Notification ..... 2  
What We Heard – Online Survey ..... 3  
    On Survey Respondents ..... 3  
    Visiting the Park ..... 4  
    On the Proposed Concept Design ..... 5  
        General Feedback ..... 5  
        Features and Amenities ..... 5  
        Additional Comments on the park design..... 6  
    Who did we hear from? ..... 7  
Next Steps ..... 8  
Appendix A: Quantitative Response Summary..... 9  
    Demographics .....10

# Project Background



To coincide with the build out of the new mixed-use development at 6 Lloyd Avenue, a new 868 m2 park will be created and located at the northeast corner of Mullock Avenue and Lloyd Avenue, directly across from the [Keele-Mullock Parkette](#). The City of Toronto is coordinating this project, while the developer (Carlyle Communities) is funding the project. The design of the new park will be led by The MBTW Group and will be overseen by the City of Toronto.

The design of the new park will evolve through consultation with stakeholders and the community to achieve design excellence and meet the growing needs of the community. This report documents the public input received through an online survey.

## Project Timeline



The anticipated schedule for this park project is as follows:

- July 2021: Hire a design team
- November to December 2021: Concept development and Community engagement
- Winter 2022 to Spring 2022: Design development

- Summer 2022: Tendering and award of contract
- Spring 2024: New park is open to the public

## Proposed Design

A concept design is an early phase of the design process, which broadly outlines the proposed amenities, design features and layout of a space. For this round of consultation, City staff were looking for feedback on one Design Option for the new park.



### The proposed design includes:

- An outdoor fitness station, including rope climb, dip station, push up bars, instructional info signage and rubberized surface
- A ping pong table
- An overhead circular trellis with seating opportunities below, including curvy seat walls and café-style tables
- Games tables
- Accessible seating elements, including benches with backs and arms, and café-style tables/ games tables with direct access
- New planting areas including, canopy trees, and shrub planting
- Large central feature tree in the plaza area
- Decorative pavement throughout the park
- A water bottle filling station
- Light pole fixtures throughout the park
- 1.2 meter tall decorative metal fence for privacy from the nearby building to the north and east park limits

## Notification

The online survey was promoted through the following channels:

- A community mail out to residents living near the park
- Communications from the local Councillor's office
- Project webpage: [www.toronto.ca/6LloydPark](http://www.toronto.ca/6LloydPark)

## What We Heard – Online Survey

The project team conducted an online survey to obtain further input on the proposed concept design for the new park, to help inform the direction for a Preferred Concept. The online survey was posted on the project webpage and available from December 13, 2021 to January 14<sup>th</sup>, 2022.

### The survey had three components:

- Park Vision – helping the project team to better understand the community vision for the new park
- Concept Design – providing specific feedback on the proposed design, layout, amenities, and what may be missing from the design option
- Participant Demographics and Follow Up (optional) – this section asks about who is filling out the survey, to help the project team better understand who they have reached through consultation and whose feedback may be missing

The survey received a total of **70 survey responses**, which included input from 99 participants of various ages. This section presents the survey results and a summary of common feedback themes.

### On Survey Respondents

- The survey received a total of **70 survey responses**, which included input from **99 individuals**.
  - The majority of survey respondents were in the 30 to 39 (39%), 40 to 55 (30%), and 5 to 12 years old (11%) age categories.
- **The majority of survey respondents found out about the survey from:**
  - Communications from the local Councillor's Office (39%)
  - Social media advertisements (35%)
  - A community postcard/mail out to their home (25%)
  - Word of mouth (7%)
  - UrbanToronto.ca (4%)
- **The majority of respondents identified as a resident living near the park (82%) while the remaining 18% identified as a member of the wider community/neighbourhood.**
- **The majority of respondents have access to private outdoor space like a yard (78%)**
  - 16% of respondents only have access to public spaces like parks and do not have access to private or semi-private outdoor space.
  - 3% of respondents have access to semi-private/shared outdoor space.
- **The majority of respondents identified as homeowners (84%)**
  - 9% of respondents identified as renters.
  - 2% of respondents identified as permanently living with parent(s) or other family member(s).
  - 2% of respondents identified as temporarily staying with others (no fixed address).

- **The majority of respondents indicated they use local parks less in the winter than in the summer (59%)**
  - 40% of respondents use local parks about as much in the winter as they do in the summer
  - 1% of respondents use local parks more in the winter than in the summer
- **When asked to think about a park or public space where they feel safe, respondents identified the following as key features of those spaces (respondents could select multiple options):**
  - It has lights that turn on at night (84%)
  - It has options for shade (74%)
  - It has lots of trees and plants (73%)
  - It has different options for leisure (e.g. picnic areas, open green space) [63%]
  - It has accessible pathways (56%)
  - There are people of all ages (56%)
  - It has different options for recreation (e.g. playground, sports field, fitness equipment, etc.) [54%]
  - It is easy to walk to/roll to (53%)
  - There is a playground (47%)
  - There is a water fountain (41%)
  - There are public washrooms (37%)
  - It has free parking (14%)
  - Other, please specify (10%)
    - There are people of all ethnicities and income brackets, it is clean and well-maintained, it has an off-leash dog park, it has a pollinator garden

## Visiting the Park

- **To get to the new park (respondents could select multiple options):**
  - 86% of respondents would walk
  - 29% would bike
  - 17% would use public transportation
  - 14% would use a personal vehicle
  - 6% would use a scooter and/or skateboard
  - 1% would use other methods
- **When visiting the park:**
  - A higher proportion of respondents would visit with their spouse or partner (63%) or children (49%)
  - Less than half of respondents' would visit with their friends (39%) or alone (29%)
  - Some respondents would visit with pets (37%) or alone (29%)
- **The most popular activities** respondents would like to partake in at the new park are relaxing in the informal or formal seating areas (69%), enjoying and observing the plants and planting areas (57%), spending time with others (51%), enjoying a meal, coffee, drink (49%) and walking a pet (40%)
  - **Less popular activities** included exercising (33%), travelling through the park to get to nearby cafes, stores (30%), playing ping pong (17%) and using the game tables (13%)

- **11% of respondents chose other activities**, such as sketching, writing, small group meetings with neighbours, enjoying the landscape design, viewing Christmas lights, group tai-chi, and playing with children

## On the Proposed Concept Design

### General Feedback

Overall, a higher proportion of survey respondents (44%) were generally supportive of the proposed features in the Concept Design. However, a majority of respondents (58%) expressed concerns towards a lack of green space, including trees and plants.

Table 1 summarizes the total agreement (All “Strongly” Agree and “Agree”) responses for the park elements as they were represented in the proposed Concept Design.

**Full quantitative results are included in Appendix A.**

Park Element and/or Feature	Agreement with statement (% of respondents)
The lighting options in the concept design would make me feel safe.	<b>78% Agree</b>
I would visit this park to relax with family, friends, or by myself.	<b>83% Agree</b>
I like the trellis structure with the seating area below	<b>73% Agree</b>
The pathways as shown would allow me to easily move to the places I want to travel to.	<b>66% Agree</b>
I like the inclusion of the outdoor fitness area.	<b>49% Agree</b>
I like the inclusion of the games tables.	<b>44% Agree</b>
I like the inclusion of the ping pong tables.	<b>42% Agree</b>

- **24% of survey respondents were satisfied with the Concept Design for the new park:**
  - 47% of respondents were somewhat satisfied with the concept design
  - 14% of respondents were neutral about the concept design
  - 14% of respondents were not satisfied with the concept design
- **The majority of survey respondents were satisfied with the proposed layout shown in the Concept Design:**
  - 56% of respondents were Satisfied or Very Satisfied
  - 32% of respondents were Neutral
  - 11% of respondents were Dissatisfied or Very Dissatisfied

### Features and Amenities

**Respondents were able to select the top 5 features shown in the concept design that they liked the most.**

The top 5 well-received features included:

- New planting areas including, canopy trees, and shrub planting (69%)
- An overhead trellis with seating opportunities below, including curvilinear seatwalls and café-style tables (51%)
- A water bottling filling station (47%)
- Large central feature tree in the plaza area (41%)
- Light pole fixtures (36%)

**Respondents were also able to select 5 features they disliked the most.**

44% of respondents indicated they liked all of the features shown in the concept design.

The least-liked features included:

- Ping pong table (27%)
- Outdoor fitness station (24%)
- Games tables (15%)
- Decorative pavement throughout the park (15%)

**The majority of survey respondents feel that there is too much paved surface in the Concept Design:**

- 64% of respondents felt that there is too much paved surface.
- 36% of respondents felt that there is the right balance between paved surface and green space.

**The majority of survey respondents felt that there is the right amount of seating included in the Concept Design:**

- 69% of respondents felt that there is the right amount of seating provided
- 20% of respondents felt that there is not enough seating provided

**The majority of survey respondents felt that the Concept Design lacked a sufficient amount of plants and trees:**

- 58% of respondents felt that there are not enough plants and trees
- 42% of respondents felt that there is the right amount of plants and trees

## Additional Comments on the park design

When asked if they had any additional comments or suggestions on the proposed concept design, 28 respondents (40%) provided additional feedback. Full text-based responses can be found in Appendix B.

**Top comments and suggestions included (the number of respondent comments sharing this sentiment is included in parentheses):**

### 1. More green space, less pavement (10)

Some respondents commented that the park design does not have enough green and/or open space, and otherwise has too much paving/concrete

Suggestions that reducing the amount of programming in the park could open up opportunities for additional green space/natural features

Addition of more plantings and trees next to the street

### 2. More trees (6)



Respondents commented that they would desire additional trees in the park design to make the space more comfortable and inviting

Suggestion to make the overhead trellis have planting that grows on top/around it

### 3. Off-Leash Area (6)

Respondents commented that the neighbourhood lacks an off-leash area for dogs, even though more residential developments are going up

### 4. Kid-friendly (4)

Respondents suggested that a playground for kids/youth be added or swapped in for the exercise area, given that there are many young children in the surrounding neighbourhood

### 5. Splash Pad (2)

Suggestions to replace the fitness area with a splash pad as there are many young families with children in the area

#### **Other suggestions and comments (less than 2 respondents) included:**

- Adding a fire pit
- Adding more lighting
- Adding wood bench seating
- Adding public art
- Maintaining the park/keeping it clean

#### **Who did we hear from?**

A total of 70 people participated in the online survey from December 13, 2021 to January 14<sup>th</sup>, 2022. Participants were asked to voluntarily provide demographic information. This helps the City better understand who participated, and whether particular groups in the community were missed in the engagement phase.

Respondents to the survey self-identified as part of a diverse mix of backgrounds. The majority identified as homeowners (84%), which 9% identifying as renters. Homeowners may have been over-represented in survey results, as according to the City's 2016 Neighbourhood Census, homeowner households make up of 59% of households in the Junction neighbourhood. However, the catchment area for this consultation was smaller in scope than other neighbourhood consultations – the location of the park and access would make it less likely that those living north of Keele Street and west of the existing rail corridor would visit the park.

Participants identifying as a visible minority reflected 2016 Neighbourhood Census Data, where 30% of the neighbourhood identified as a part of a visible minority population. 33% of survey respondents identified as a visible minority. The majority of survey participants identified as White (54%).

7% of survey respondents also identified as a person with a disability.

A snap shot of the survey participants follows:

#### **Age**

**0 to 12 years old**

18 individuals or 18%

**19 to 29 years old**

4 individuals or 4%

**30 to 39 years old**

33 individuals or 33%

**40 to 64 years old**

30 individuals or 30%

**65 + years old**

3 individuals or 3%

**Racial Background**

White (e.g. English, Greek, Italian, Portuguese, Russian, Slovakian) — 54%

Prefer not to answer – 21%

More than one race category or mixed race – 9%

South Asian or Indo-Caribbean (e.g. Indian, Indo-Guyanese, Indo-Trinidadian, Pakistani, Sri Lankan) - 5%

Other, please describe – 5%

Arab, Middle Eastern or West Asian (e.g. Afghan, Armenian, Iranian, Lebanese, Persian, Turkish) - 4%

Black (e.g. African, African-Canadian, Afro-Caribbean) – 4%

First Nations (status, non-status, treaty or non-treaty), Inuit or Metis – 2%

Latin American (e.g. Brazilian, Colombian, Cuban, Mexican, Peruvian) – 2%

Southeast Asian (e.g. Filipino, Malaysian, Singaporean, Thai, Vietnamese) – 2%

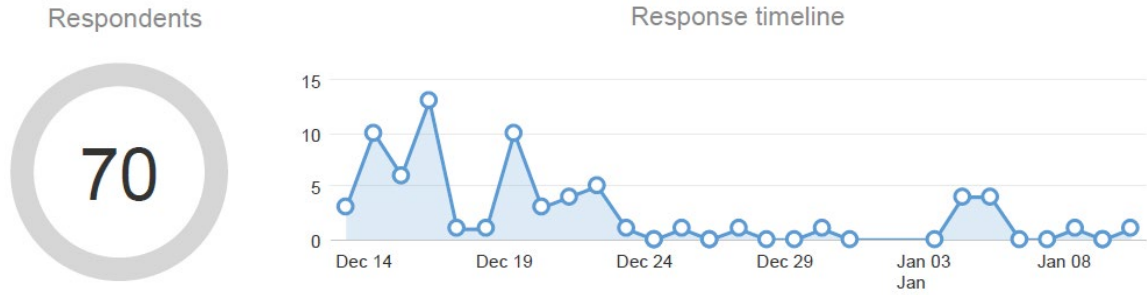
A full summary of the demographic information is included in Appendix A of this report.

**Next Steps**

The results of this survey will be shared with the project team and local Councillor's office, and will inform the park's Preferred Design. This design will be available on the [project webpage](#) in March 2022.

To stay updated on this park project, please visit the project webpage at [toronto.ca/6LloydPark](https://toronto.ca/6LloydPark) and sign up for e-updates.

# Appendix A: Quantitative Response Summary



N 70

## Section 1: Vision and Park Use

If you were to visit the new park on Lloyd Avenue, what method of transportation would you use? Please select all that apply.







	Count	% of responses	%
Walk	60	<div style="width: 86%;"></div>	86%
Cycle	20	<div style="width: 29%;"></div>	29%
Public transportation	12	<div style="width: 17%;"></div>	17%
Personal vehicle	10	<div style="width: 14%;"></div>	14%
Scooter and/or skateboard	4	<div style="width: 6%;"></div>	6%
Other, please specify	1	<div style="width: 1%;"></div>	1%
Mobility device and/or stroller	0		
Taxi and/or ride share	0		

N 70

Other responses include:












- Space shuttle

If you were to visit the new park on Lloyd Avenue, who would you go with? Please select all that apply.

	Count	% of responses	%
Spouse or partner	44		63%
Children	34		49%
Friends	27		39%
Family	26		37%
Pets	26		37%
Alone	20		29%
Other, please specify	0		

N 70

What activities would you like to partake in at the new park at Lloyd Avenue? Please select up to 5 that apply.




	Count	% of responses	%
Relaxing in the informal or formal seating areas	48		69%
Enjoy and observe plants/planting areas	40		57%
Spending time with others	36		51%
Enjoying a meal, coffee, drink, etc.	34		49%
Walking a pet	28		40%
Exercising	23		33%
Travelling through the park to get to nearby cafes, stores, restaurants	21		30%
Spending time alone	19		27%
Play ping pong	12		17%
Use the game tables	9		13%
Other, please specify	8		11%

N 70

Other responses included:














- Would be nice if there play areas for older kids as the Mulock park redesign is
- Much more for younger kids. Our kids were really disappointed with the
- Redesign of the park and much preferred the old park.
- Interested in visiting new parks in other neighborhoods
- sketching, writing, creating & small group meetings with neighbours and
- friends & landmark to orient visitors and give our community a distinct identity
- Enjoying the landscape design and public art
- neighbourhood pumpkin parade, or Christmas lights display
- Free Group tai chi or yoga skating
- Playing with my children
- Playing with our child

Does your use of local parks change in the winter?

	Count	% of responses	%
I use local parks more in the winter than in the summer	1		1%
I use local parks about as much in the winter as I do in the summer	28		40%
I use local parks less in the winter than in the summer	41		59%

N 70

Take a moment to think about a park or public space where you feel safe. What features does that space have? Select all that apply.












	Count	% of responses	%
It has lights that turn on at night	59		84%
It has options for shade	52		74%
It has lots of trees and plants	51		73%
It has different options for leisure (e.g. picnic areas, open green space etc.)	44		63%
It has accessible pathways	39		56%
There are people of all ages	39		56%
It has different options for recreation (e.g. playground, sports field, fitness equipment etc.)	38		54%
It is easy to walk/roll to	37		53%
There is a playground	33		47%
There is a water fountain	29		41%
There are public washrooms	26		37%
It has free parking	10		14%
Other, please specify	7		10%

Other responses included:












- There are people of all ethnicities and income brackets
- It's clean and well maintained, even decades after it's built
- A place to land the Space Shuttle
- Off leash area for dogs.
- Visit dog park
- Pollinator garden, water play
- Off leash dog park

**Section 2: Concept Design**

What features shown in the concept design do you like the most? Please select your top 5.

	Count	% of responses	%
New planting areas including, canopy trees, and shrub planting	41		69%
An overhead trellis with seating opportunities below, including curvilinear seatwalls and café-style tables	30		51%
A water bottle filling station	28		47%
Large central feature tree in the plaza area	24		41%
Light pole fixtures	21		36%
An outdoor fitness station	19		32%
1.2 meter tall decorative metal fence for privacy from the nearby building to the north and east park limits	12		20%
A ping pong table	11		19%
Games tables	10		17%
I like all of the features shown.	10		17%
Decorative pavement throughout the park	6		10%

What features shown in the concept design do you dislike? Please select your top 5.

	Count	% of responses	%
I like all of the features shown.	26		44%
A ping pong table	16		27%
An outdoor fitness station	14		24%
Games tables	9		15%
Decorative pavement throughout the park	9		15%
An overhead trellis with seating opportunities below, including curvilinear seatwalls and café-style tables	7		12%
Large central feature tree in the plaza area	6		10%
1.2 meter tall decorative metal fence for privacy from the nearby building to the north and east park limits	6		10%
A water bottle filling station	4		7%
New planting areas including, canopy trees, and shrub planting	1		2%
Light pole fixtures	1		2%




N 59

How do you feel about the balance between paved surfaces and green space in the concept design?

	Count	% of responses	%
There is the right balance between paved surface and green space.	21		36%
There is too much green space.	0		
There is too much paved surface.	38		64%



N 59

### How do you feel about the amount of seating provided in the concept design?

	Count	% of responses	%
There is the right amount of seating provided.	41		69%
There is too much seating provided.	6		10%
There is not enough seating provided.	12		20%








N 59




### How do you feel about the amount of plants and trees in the concept design?

	Count	% of responses	%
There is the right amount of plants and trees.	25		42%
There are too many plants and trees.	0		
There are not enough plants and trees.	34		58%

N 59






Please indicate how much you agree or disagree with the following statements about the elements in the concept design.

	Average	Count	% of responses
The lighting options in the concept design would make me feel safe.	12%	59	
I would visit this park to relax with family, friends, or by myself.	13%	59	
I like the trellis structure with the seating area below	18%	59	
The pathways as shown would allow me to easily move to the places I want to travel to.	20%	59	
I like the inclusion of the outdoor fitness area.	36%	59	
I like the inclusion of the games tables.	39%	59	
I like the inclusion of the ping pong tables.	43%	59	

 Agree  Neither Agree nor Disagree  Disagree





N 59

### How do you feel about the proposed layout (i.e. location of the features and amenities) shown in the concept design for the new park at 6 Lloyd Avenue?

	Count	% of responses	%
Very Satisfied	6		10%
Satisfied	27		46%
Neutral	19		32%
Dissatisfied	5		8%
Very Dissatisfied	2		3%

N 59






Overall, how satisfied are you with the concept design for the new park at 6 Lloyd Avenue?

	Count	% of responses	%
I am satisfied with the concept design	15		25%
I am somewhat satisfied with the concept design	28		47%
I am neutral about the concept design	8		14%
I am not satisfied with the concept design	8		14%
I am not sure	0		

N 59

### Section 3: Demographic Information

How did you find out about this survey? Select all that apply.



	Count	% of responses	%
Councillor's Office communications	22		39%
Social Media (e.g. Facebook, Instagram etc.)	20		35%
Mailer to my home	14		25%
Word of mouth	4		7%
Other, please specify	2		4%
Email from project team	0		
The project web page	0		
Park sign	0		
I don't know/Prefer not to answer	0		

N 57

#### Other responses included:

- Urbantoronto.ca
- Urban Toronto

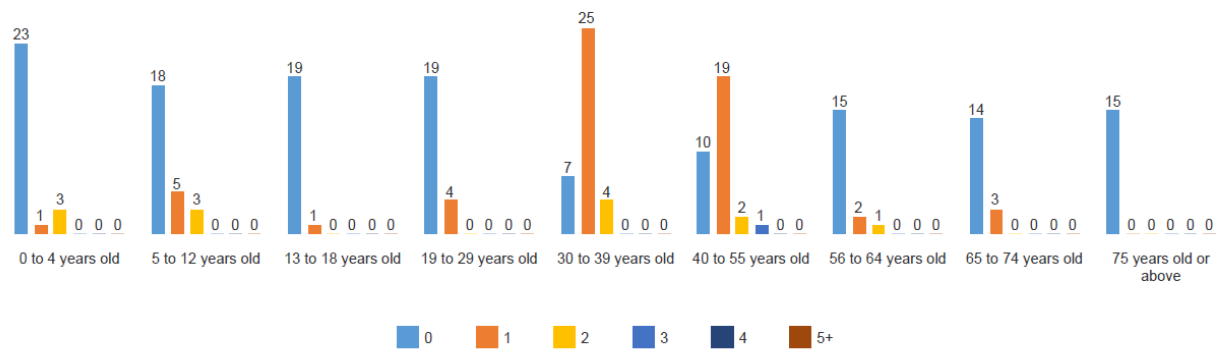
What best describes your relationship to the new park at 6 Lloyd Avenue?

	Count	% of responses	%
I am a resident living nearby.	47		82%
I am a member of the wider community.	10		18%
Other, please specify	0		

N 57



How many people of each age group participated in this survey?



N 57

Gender identity is the gender that people identify with or how they perceive themselves, which may be different from their birth-assigned sex. What best describes your gender?

	Count	% of responses	%
Woman	29		52%
Man	22		39%
Not listed, please describe	3		5%
Prefer not to answer	2		4%
Two-Spirit	1		2%
Trans woman	0		
Trans man	0		
Gender non-binary (including gender fluid, genderqueer, androgynous)	0		

Sexual orientation describes a person's emotional, physical, romantic, and/or sexual attraction to other people. What best describes your sexual orientation?

	Count	% of responses	%
Heterosexual or straight	34		61%
Prefer not to answer	13		23%
Bisexual	2		4%
Gay	2		4%
Queer	2		4%
Not listed, please describe	2		4%
Two-Spirit	1		2%
Lesbian	0		
Don't know	0		

N 56

People often describe themselves by their race or racial background. For example, some people consider themselves "Black", "White" or "East Asian". Which race category best describes you? Select all that apply.

	Count	% of responses	%
White (e.g. English, Greek, Italian, Portuguese, Russian, Slovakian)	31		54%
Prefer not to answer	12		21%
More than one race category or mixed race	5		9%
South Asian or Indo-Caribbean (e.g. Indian, Indo- Guyanese, Indo-Trinidadian, Pakistani, Sri Lankan)	3		5%
Other, please describe	3		5%
Arab, Middle Eastern or West Asian (e.g. Afghan, Armenian, Iranian, Lebanese, Persian, Turkish)	2		4%
Black (e.g. African, African-Canadian, Afro-Caribbean)	2		4%
First Nations (status, non-status, treaty or non-treaty), Inuit or Métis	1		2%
Latin American (e.g. Brazilian, Colombian, Cuban, Mexican, Peruvian)	1		2%
Southeast Asian (e.g. Filipino, Malaysian, Singaporean, Thai, Vietnamese)	1		2%
East Asian (e.g. Chinese, Japanese, Korean)	0		

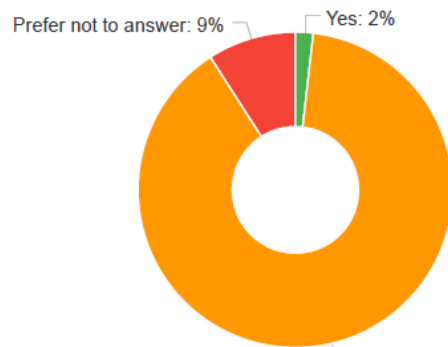
N 57

What language do you prefer speaking?



N 58

Indigenous people from Canada identify as First Nations (status, non-status, treaty or non-treaty), Inuit, Métis, Aboriginal, Native or Indian. Do you identify as Indigenous to Canada?



N 55

Disability is understood as any physical, mental, developmental, cognitive, learning, communication, sight, hearing or functional limitation that, in interaction with a barrier, hinders a person's full and equal participation in society. A disability can be permanent, temporary or episodic, and visible or invisible. Does anyone participating in this survey identify as a person with a disability?



N 57

What best describes your current housing situation?

	Count	% of responses	%
Home owner	49		84%
Renting	5		9%
Permanently living with parent(s) or other family member(s)	1		2%
Temporarily staying with others (no fixed address)	1		2%
Unhoused (staying outside, in a shelter, in a 24-hour respite)	0		
Prefer not to answer	2		3%
Not listed, please describe	0		

N 58

What best describes you and your household's access to outdoor space?

	Count	% of responses	%
I have access to private outdoor space like a yard	45		78%
I have access to semi-private/shared outdoor space	2		3%
I only have access to public spaces like parks (I do not have access to private or semi-private outdoor space)	9		16%
Prefer not to answer	2		3%

N 58

## Appendix B: Concept Design

A Concept Design is prepared at an early phase of the design process, and broadly outlines the proposed amenities, design features and layout of a space. There is one proposed Concept Design the project team is looking for feedback on for the new park at 6 Lloyd Avenue.

The new park design will provide light levels and sightlines that will conform to best practices for public safety.

### New Park at 6 Lloyd Avenue Concept Design

- 1 Outdoor Fitness Station**  
Rope climb, dip station, push up bars, instructional info signage, and rubberized surface
- 2 Overhead Circular Trellis with seating**  
Including curved seat walls, café-style tables and games tables
- 3 New planting areas**  
Including canopy trees and native shrub planting
- 4 Large central feature tree in the plaza area**
- 5 Accessible seating elements**  
Benches with backs and arms, café-style tables/games tables with direct access
- 6 Backless concrete benches**
- 7 1.2 meter tall decorative metal fence**  
For privacy from the nearby building to the north and east park limits
- 8 Water bottle filling station**
- 9 Outdoor ping pong table with surrounding seat wall**

 = Light pole fixture



## Park Elements

### Seating Features



Backless concrete benches



Bench with backs and arms



Curved seat walls



Games tables

### Fitness Equipment



Dip Station



Pushup Bars



Rope Climb



Instructional Signage



### Landscape Features



Trellis Structure



Light poles



Outdoor ping pong tables

## The concept design includes:

- An outdoor fitness station, including rope climb, dip station, push up bars, instructional info signage and rubberized surface
- A ping pong table
- An overhead circular trellis with seating opportunities below, including curvy seat walls and café-style tables
- Games tables
- Accessible seating elements, including benches with backs and arms, and café-style tables/ games tables with direct access
- New planting areas including, canopy trees, and shrub planting
- Large central feature tree in the plaza area
- Decorative pavement throughout the park
- A water bottle filling station
- Light pole fixtures throughout the park
- 1.2 meter tall decorative metal fence for privacy from the nearby building to the north and east park limits

## Appendix C: Text Responses

### 6. Are there any features not listed above that you think should be included in the park design to make it more welcoming?

- Benches, lots of benches.
- Design is everything. The features should be more than just a 'checklist'. How can good design be measured in a survey like this? It is not always about features, is it?
- Bike path, possibly link to Rail path; Crosswalk for the intersection; Community Mural (would love it to be a Carrying Place theme); Room for community events
- Aesthetically pleasing public art to serve as a focal point; the sound of rushing water from a water feature for relaxation

- Muskoka chairs like on the Lakeshore, a variety of seating options
- A sign to name the park
- Off leash dog area, as there are a lot of dogs in our neighborhood.
- I would love a splash pad for kids
- No sand in the playground! Wood chips or that springy asphalt is great. No dog park pls!
- Off leash dog park
- off leash dog park
- Dog park
- Plant lots of trees!
- A skating rink option in the winter would be amazing.
- Clean up/investigate the horrid smell in the area. No one can enjoy the outdoors in that area the way it currently smells near Keele and St Clair
- Dog park please
- Can it have a splash pad?
- Possibly install lights that dim at night so neighbouring residents don't have to deal with the extra lighting, but come on full using motion detectors when someone is actually walking through.
- Off leash dog park

**Is there anything missing from the concept design? Do you have any additional comments?**

- Just as feedback to the city, with the building of many condos in the area, the neighbourhood is sorely lacking in a much needed dog park. As more condos are built, this problem will be exasperated.
- Would've love to have an idea of how the sun would hit the space, when the building is up; would've given a better idea of if more or less trees or green space are needed
- It seems like there are not that many lights, but its hard to tell, I would assume all areas would be lit up for safety.
- Public art
- Would prefer a splash pad over the fitness area. It would get more use from the immediate community as there are many young children and families. plenty of gyms and basketball courts in the area to satisfy fitness needs of adults.
- I would be interested in understanding what is surrounding this area, given the ongoing delays for development on this site. Currently this has become a dumping ground, with a lot of car traffic that goes unchecked for speed etc.
- The location of the fitness space next to the sidewalk seems wrong. I'd like to see more trees and green space next to the street, and the fitness space relocated or decreased.
- Although being hidden could be a safety concern, a little more green that creates a bit more sense of privacy might mean it is better used.
- A fire pit
- I would rather see a dog area than an outdoor fitness section.
- It would be nice to have room to put down a picnic blanket, maybe under the trees. A climbing wall would also be cool.
- Fountain or waterplay
- Play structures
- Water feature

- This is a very small park, and it looks greatly over-programmed. There is such little open green space in the neighbourhood, and by trying to include so much in a little space, we risk losing an opportunity to introduce more green features.
- Some of the exercise features may be better accommodated in the Keele-Mulock parkette, Seriously almost no one uses the fitness equipment. I pass the one in SADRA all the time and it is always empty. The one in Earls court gets some use - but mostly by those using the track. I think the fitness equipment and ping pong tables are good in theory but won't be well utilized. Also, who has ping pong paddles to bring to a park?
- Our area is in DIRE need of an off leash dog park. With all of the new developments in the area there will be a HUGE influx of dogs amongst the population with nowhere to properly exercise them or space for them to eliminate besides on homeowners lawns.
- Make the entire thing a dog park. This area will become super dense, with many more dog owners.
- More green space and a dog park.
- More grass space for picnics or playing with pets would be cool, but otherwise looks great!
- More trees!
- Elements for children
- The most direct route to walk through the park takes you right through the fitness area. I'm not a fan of the fitness area, personally. It takes up a large section of the design, can only be used seasonally, and isn't accessible for everyone. There is also a workout area in the Gaffney Park close by that goes largely unused. There's also a games table there that is unused. I believe super specific elements aren't great in a public park: a table that can only be used for ping pong, a games table that is only for checkers/chess, a fitness area that only a small percentage of people might use when they have access to other fitness options... I'm assume that many of the condo buildings being built may have gym areas in their buildings. A playground for kids, or more green space would be nice.
- More green space. More grass
- Way too much concrete! Please be more environmentally conscious. Consider also including a pollinator garden and homes for bats.
- There are so many children in this neighbourhood, I'm mystified as to why this wasn't designed to be more friendly for all ages - there's nothing for small kids to do!
- Less concrete and as many trees as possible
- Splash pad
- I find that anything concrete, while durable, is not very conducive to a good park. I will avoid parks that have too much concrete. Wooden benches and lots of trees and greenery makes it far more comfortable and inviting. Not a fan of the trellis as it usually doesn't provide much shade - unless greenery is encouraged to grown on top of it.
- Off leash dog area