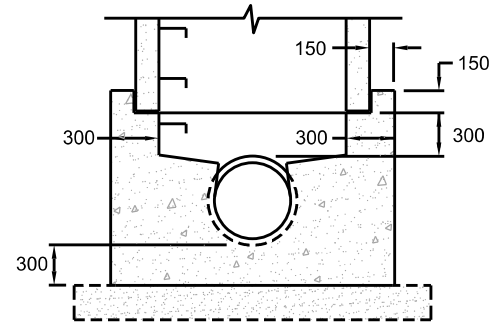
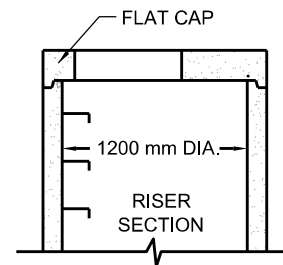


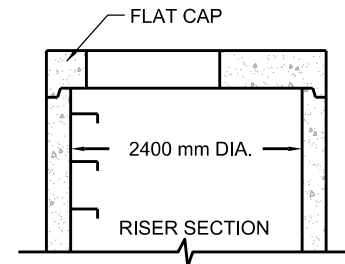
ALTERNATIVES  
A CAST IN PLACE BASE



B 1200 mm PRECAST FLAT CAP



C 2400 mm PRECAST FLAT CAP



NOTES:

1. FOR SUMP DETAIL SEE T-701.010.
2. 150 mm OF COMPACTED GRANULAR A OR UNSHRINKABLE FILL TO BE PLACED ALL AROUND THE MAINTENANCE HOLE.
3. PRECAST CONCRETE COMPONENTS ACCORDING TO OPSD 701.060, OPSD 701.061, OPSD 703.013 AND OPSD 703.023.
4. STRUCTURES EXCEEDING 4.5 m IN DEPTH TO INCLUDE SAFETY PLATFORM ACCORDING TO OPSD 404.020.
5. PIPE SUPPORT ACCORDING TO T-708.020.
6. FOR BENCHING DETAILS, MAXIMUM PIPE HOLE DIAMETERS AND FLOW CONFIGURATIONS, SEE T-701.021.
7. ALL DIMENSIONS ARE NOMINAL.

All dimensions are in millimetres unless otherwise shown.

8. PARGING SHALL BE 1:3 MORTAR MIX.
9. WATERPROOFING OVER PARGING TO BE TWO HEAVY COATS OF BITUMEN.
10. WHERE PIPES JOIN AT MAINTENANCE HOLE, JOINTS ARE TO BE WATERTIGHT WITH THE APPROVED SEAL.
11. FIRST STEP TO BE 75 mm TO 300 mm BELOW FRAME. LAST STEP TO BE 300 mm ABOVE BENCHING OR 600 mm ABOVE INVERT IF NO BENCHING.



ENGINEERING & CONSTRUCTION SERVICES STANDARD DRAWING

REV 4

SEP 2020

**PRECAST MAINTENANCE HOLE  
2400 mm DIAMETER**

**T-701.013**

NTS

SHEET 1