

City of Toronto – Parks, Forestry & Recreation

New Park at 4000 Eglinton Avenue West

Phase 1: Concept Design Options Survey Summary Report

November 2022

Leigh Lichtenberg, Project Coordinator Landscape Architect
Kim Behrouzian, Senior Public Consultation Coordinator



Contents

- Project Background 3
- How We Reached People 4
 - Print Media 4
 - Digital Media 4
- Online Survey 4
 - Survey Respondents 5
 - Option A 5
 - Option B 7
 - Overall Preferred Option 8
 - Playground Equipment 8
- Who did we hear from? 9
- Next Steps 9
- Appendix A: Quantitative Response Summary 10
 - Survey 10
 - Demographics 12
- Appendix B: Background and Proposed Design 15
 - Background 15
 - Option A 16
 - Option B 17
 - Playground Precedent Images 18

Project Background

A new park is coming to 4000 Eglinton Avenue West!

There will be a new 2,756 square metre public park as part of a mixed-use development project located near Eglinton Avenue West and Royal York Road, in the Humber Heights-Westmount neighbourhood. This project is in the early design phase and will be further developed using the survey results and feedback received during the community engagement process.

Two Concept Designs

Concept designs are prepared at an early phase of the design process, and are intended to outline the proposed design elements and layout of a space. There are two concept design options the project team is looking for feedback on for the new park at 4000 Eglinton Avenue West. The feedback from this survey will help confirm priorities when developing a Preferred Design.

Option A includes:

- Pedestrian connections at the south-west, south-east, and north-east corners
- A playground adjacent to a plaza with a shade canopy
- South of the playground, a games area with game tables and ping pong tables
- A basketball court, located west of the plaza
 - The Parks and Recreation Facilities Master Plan (FMP) identifies basketball as a programming recommendation in this ward.
- New plants and native plant species

Option B includes:

- Pedestrian connections at the south-west, south-east, and north-east corners
- A playground and fitness station is located on the east side
- A centrally located Plaza with shade canopy, game tables and ping pong tables
- The design includes seating areas along the walkways
- New plants and native plant species
- Walking loop located in the west side of the park

Project Timeline

The anticipated timeline for this park project is as follows:

- April 2022: Hire a design team
- Summer to Winter 2022: Community engagement
- 2023 to 2024: Design development and detailed design
- Summer 2024: Hire a construction team
- Fall 2024: Construction starts
- Spring 2025: Construction complete

Note: The timeline is subject to change.

How We Reached People

In general, the community was informed of engagement activities through social and print media, listed below:

Print Media

Flyers

Printed flyers were distributed to local community groups and posted near the park site. These flyers provided information about the project, details about the online survey, and how to access additional information on the project webpage.

Digital Media

Project Webpage

A webpage (toronto.ca/4000EglintonAvenueWest) was set up to act as a communications portal to inform the public about the new park project. The webpage hosts all up to date information regarding the project, including links to the online survey and a sign-up button for e-updates.

Online Survey

In October 2022, the project team launched an online survey to collect feedback on the proposed design for the new park. Responses to the survey will help to generate ideas, and confirm priorities for a Preferred Design of the park.

The survey had three components:

- Design Options – allowing participants to indicate their level of agreement or disagreement with a series of statements about the elements in each design option. Participants could also provide their overall design preference between the two design options.
- Playground Equipment – allowing participants to rate their preferences for the playground equipment theme and feature options.
- Participant Demographics and Follow Up – this section asks about who is filling out the survey, to help us understand who it reached and whose feedback we may be missing.

The online survey was available from October 13 to October 31, 2022. The survey received a **total of 441 responses**. A full look at the survey results can be found in Appendix A.

Survey Respondents

- The survey received a total of **441 survey responses**.
 - The majority of survey participants were in the 30 to 39 years old (30%), 40 to 55 years old (28%), 19 to 29 years old (13%), and 56 to 64 years old (13%) age categories, respectively.
- **The majority of respondents found out about the survey from social media (66%)**
- **About half of respondents have access to private outdoor space like a yard (40%) and 31% only have access to public spaces like parks**
 - 19% of respondents have access to semi-private/shared outdoor space
 - 10% of respondents preferred not to answer
- **More than half of respondents identified as homeowners (59%) and 23% as renters**
 - 10% preferred not to answer
 - 8% of respondents identified as permanently living with parent(s) or other family member(s)
- **7% of respondents identified as a person with a disability**
 - 81% of respondents did not identify as a person with a disability
 - 11% of respondents preferred not to answer
 - 1% of respondents don't know

Option A

The survey provided respondents with a series of statements about the elements in the proposed design and asked if they strongly agree, agree, disagree, or strongly disagree.

I like the proposed location of the water bottle filler/fountain in this design.

- 24% of respondents strongly agree
- **51% of respondents agree**
- 10% of respondents disagree
- 15% of respondents strongly disagree

New trees and planting are sufficient in this design.

- 25% of respondents strongly agree
- **49% of respondents agree**
- 11% of respondents disagree
- 15% of respondents strongly disagree

I like the shape and location of the shade pavilion the design.

- 22% of respondents strongly agree
- **49% of respondents agree**
- 13% of respondents disagree
- 16% of respondents strongly disagree

Open lawn areas for flexible use (i.e. relaxing, playing, small gatherings/events) is sufficient in this design.

- 22% of respondents strongly agree
- **48% of respondents agree**
- 14% of respondents disagree
- 16% of respondents strongly disagree

I like the linear pathway layout in the design.

- 23% of respondents strongly agree
- **43% of respondents agree**
- 16% of respondents disagree
- 18% of respondents strongly disagree

I like the game area.

- 22% of respondents strongly agree
- **43% of respondents agree**
- 16% of respondents disagree
- 19% of respondents strongly disagree

I like the shape and size of the playground in the design.

- 20% of respondents strongly agree
- **44% of respondents agree**
- 17% of respondents disagree
- 19% of respondents strongly disagree

There is enough seating options in the design (benches, picnic area, terrace seating etc.).

- 16% of respondents strongly agree
- **37% of respondents agree**
- 26% of respondents disagree
- 20% of respondents strongly disagree

I like the addition of a basketball court in the park.

- 24% of respondents strongly agree
- 16% of respondents agree
- 18% of respondents disagree
- **42% of respondents strongly disagree**

Option B

The survey provided respondents with a series of statements about the elements in the proposed design and asked if they strongly agree, agree, disagree, or strongly disagree.

I like the inclusion of a walking loop.

- 58% of respondents strongly agree**
- 29% of respondents agree
- 8% of respondents disagree
- 5% of respondents strongly disagree

I like the shape and size of the playground in the design.

- 49% of respondents strongly agree**
- 41% of respondents agree
- 7% of respondents disagree
- 3% of respondents strongly disagree

New trees and planting are sufficient in this design (Kwanzan cherry trees, native grasses etc.).

- 47% of respondents strongly agree**
- 45% of respondents agree
- 4% of respondents disagree
- 4% of respondents strongly disagree

Open lawn areas for flexible use (i.e. relaxing, playing, small gatherings/events) is sufficient in this design.

- 41% of respondents strongly agree
- 50% of respondents agree**
- 6% of respondents disagree
- 3% of respondents strongly disagree

I like the proposed location of the water bottle filler/fountain in this design.

- 41% of respondents strongly agree
- 50% of respondents agree**
- 6% of respondents disagree
- 3% of respondents strongly disagree

I like the addition of a fitness station in the park.

- 41% of respondents strongly agree
- 50% of respondents agree**
- 6% of respondents disagree
- 3% of respondents strongly disagree

I like the linear pathway layout in the design.

- 42% of respondents strongly agree
- **44% of respondents agree**
- 9% of respondents disagree
- 5% of respondents strongly disagree

I like the shape and location of the shade pavilion the design.

- 37% of respondents strongly agree
- **50% of respondents agree**
- 9% of respondents disagree
- 4% of respondents strongly disagree

There is enough seating options in the design (benches, picnic area etc.).

- 37% of respondents strongly agree
- **49% of respondents agree**
- 9% of respondents disagree
- 4% of respondents strongly disagree

I like the inclusion of the game and ping pong tables.

- **41% of respondents strongly agree**
- 38% of respondents agree
- 14% of respondents disagree
- 7% of respondents strongly disagree

Overall Preferred Option

When asked to provide an overall preferred option, **the majority of respondents (71%) preferred Design Option B**, compared to 26% of respondents who preferred Design Option A, and 3% of respondents who didn't know/preferred not to answer.

Playground Equipment

The survey provided demonstrative images of two playground themes, and asked respondents to select their preferred playground theme:

- The majority of respondents prefer a traditional playground theme (53%),
- 39% prefer a geometric playground theme
- 8% don't know/prefer not to answer.

The most popular play equipment features respondents would like to see at the playground are (respondents could select up to 4 options):

- Slide (85%)
- Climbing wall (55%)
- Playhouse (50%)
- Overhead climbing feature (i.e. monkey bars) (50%)
- Teeter-totter (33%)
- Disc swing (28%)
- Group spinner (i.e. merry-go-round) (25%)
- Play panel (23%)
- Spring toy (10%)
- Freestanding spinner (8%)

Who did we hear from?

Participants were asked to provide demographic information. This helps the City better understand who participated and whether particular groups in the community were missed during the engagement process.

A summary of the demographic findings can be found in Appendix A.

Next Steps

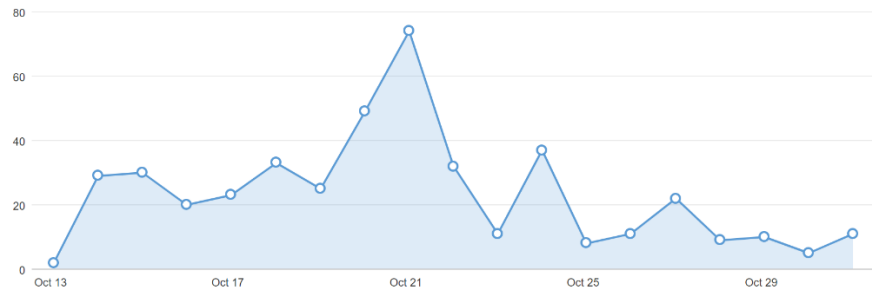
The feedback received from this phase of community engagement will confirm priorities for the Proposed Design. To be notified about upcoming consultations for the new park, please visit the project webpage at toronto.ca/4000EglintonAvenueWest to sign up for e-updates.

Appendix A: Quantitative Response Summary

Respondents



Response timeline



N 441

Survey

Please indicate your level of agreement with the following statements:

	Average	Count	% of responses
I like the proposed location of the water bottle filler/fountain in this design.	38%	378	24% 51% 10% 15%
New trees and planting are sufficient in this design (Kwanzan cherry trees, native grasses etc.).	39%	377	25% 49% 11% 16%
I like the shape and location of the shade pavilion the design	41%	377	22% 49% 13% 16%
Open lawn areas for flexible use (i.e. relaxing, playing, small gatherings/events) is sufficient in this design.	41%	375	22% 48% 14% 16%
I like the linear pathway layout in the design	43%	375	23% 43% 16% 18%
I like the game area	44%	379	22% 43% 16% 19%
I like the shape and size of the playground in the design	45%	378	20% 44% 17% 19%
There is enough seating options in the design (benches, picnic area, terrace seating etc.)	50%	377	16% 37% 26% 20%
I like the addition of a basketball court in the park.	60%	382	24% 16% 18% 42%

Strongly Agree Agree Disagree Strongly Disagree

N 386




Please indicate your level of agreement with the following statements:

	Average	Count	% of responses
I like the inclusion of a walking loop"	20%	405	58% 29% 8% 5%
I like the shape and size of the playground in the design	22%	406	49% 41% 7% 3%
New trees and planting are sufficient in this design (Kwanzan cherry trees, native grasses etc.).	22%	407	47% 45% 8% 0%
Open lawn areas for flexible use (i.e. relaxing, playing, small gatherings/events) is sufficient in this design.	24%	404	41% 50% 8% 1%
I like the proposed location of the water bottle filler/fountain in this design.	24%	405	39% 52% 8% 1%
I like the addition of a fitness station in the park.	24%	402	49% 34% 10% 7%
I like the linear pathway layout in the design	25%	405	42% 44% 9% 5%
I like the shape and location of the shade pavilion the design	26%	405	37% 50% 9% 4%
There is enough seating options in the design (benches, picnic area etc.)	27%	405	37% 49% 9% 5%
I like the inclusion of the game and ping pong tables	29%	405	41% 38% 14% 7%

Strongly Agree Agree Disagree Strongly Disagree




N 408

Overall, which design option do you prefer?

	Count	% of responses	%
Design Option A	116		26%
Design Option B	311		71%
I don't know/prefer not to answer	14		3%











N 441

Which playground theme do you prefer?

	Count	% of responses	%
Traditional	228		53%
Geometric	167		39%
I don't know/prefer not to answer	33		8%

N 428

What type of play equipment features would you like to see in the playground? (select up to 4 options)

	Count	% of responses	%
Slide	370		85%
Climbing wall	238		55%
Playhouse	219		50%
Overhead climbing features (i.e. monkey bars)	218		50%
Teeter-totter	142		33%
Disc swing	121		28%
Group spinner (i.e. merry-go-round)	109		25%
Play panel	101		23%
Spring toy	42		10%
Freestanding spinner	37		8%

N 436

Demographics

What is the age of the person filling out this survey?

	Count	% of responses	%
0 to 4 years old	0		
5 to 12 years old	1		0%
13 to 18 years old	6		1%
19 to 29 years old	54		13%
30 to 39 years old	123		30%
40 to 55 years old	117		28%
56 to 64 years old	53		13%
65 to 74 years old	33		8%
75 years old or above	10		2%
Prefer not to answer	17		4%

N 414

Gender identity is the gender that people identify with or how they perceive themselves, which may be different from their birth-assigned sex. What best describes the gender of the person filling out this survey?

	Count	% of responses	%
Woman	233		56%
Man	148		36%
Prefer not to answer	35		8%
Gender non-binary (including gender fluid, genderqueer, androgynous)	5		1%
Not listed, please describe	2		0%
Trans man	1		0%
Two-Spirit	1		0%
Trans woman	0		

N 414

Sexual orientation describes a person's emotional, physical, romantic, and/or sexual attraction to other people. What best describes the sexual orientation of the person filling out this survey?

	Count	% of responses	%
Heterosexual or straight	303		73%
Prefer not to answer	75		18%
Bisexual	14		3%
Not listed, please describe	8		2%
Gay	7		2%
Queer	4		1%
Don't know	3		1%
Two-Spirit	2		0%
Lesbian	0		

N 414

People often describe themselves by their race or racial background. For example, some people consider themselves "Black", "White" or "East Asian". Which race category best describes the person filling out this survey? Select all that apply.

	Count	% of responses	%
White (e.g. English, Greek, Italian, Portuguese, Russian, Slovakian)	223		54%
Prefer not to answer	71		17%
Arab, Middle Eastern or West Asian (e.g. Afghan, Armenian, Iranian, Lebanese, Persian, Turkish)	28		7%
East Asian (e.g. Chinese, Japanese, Korean)	23		6%
Latin American (e.g. Brazilian, Colombian, Cuban, Mexican, Peruvian)	23		6%
South Asian or Indo-Caribbean (e.g. Indian, Indo- Guyanese, Indo-Trinidadian, Pakistani, Sri Lankan)	18		4%
More than one race category or mixed race	13		3%
Black (e.g. African, African-Canadian, Afro-Caribbean)	11		3%
Southeast Asian (e.g. Filipino, Malaysian, Singaporean, Thai, Vietnamese)	8		2%
Other, please describe	8		2%
First Nations (status, non-status, treaty or non-treaty), Inuit or Métis	2		0%

N 414

What language do you prefer speaking?





- English = 376 responses = 91%
- Farsi = 11 responses = 3%
- Ukrainian = 5 responses = 1%
- Portuguese = 3 responses = 1%
- Prefer not to answer = 3 responses = 1%
- Chinese – Cantonese = 2 responses
- French = 2 responses
- Polish = 2 responses
- Russian = 2 responses
- Not listed, please describe = 2
- Hindu = 1 responses
- Korean = 1 responses
- Punjabi = 1 responses
- Serbian = 1 responses
- Spanish = 1 responses
- Tamil = 1 responses

Indigenous people from Canada identify as First Nations (status, non-status, treaty or non-treaty), Inuit, Métis, Aboriginal, Native or Indian. Does the person filling out this survey identify as Indigenous to Canada?

	Count	% of responses	%
Yes	9		2%
No	367		89%
Prefer not to answer	38		9%





N 414

Disability is understood as any physical, mental, developmental, cognitive, learning, communication, sight, hearing or functional limitation that, in interaction with a barrier, hinders a person's full and equal participation in society. A disability can be permanent, temporary or episodic, and visible or invisible. Does the person filling out this survey identify as a person with a disability?

	Count	% of responses	%
Yes	29		7%
No	335		81%
Don't know	5		1%
Prefer not to answer	45		11%

N 414

Excluding yourself, does anyone in your household identify as a person with a disability?

	Count	% of responses	%
Yes	36		9%
No	321		78%
Don't know	5		1%
Prefer not to answer	52		13%

N 414

What best describes your current housing situation?

	Count	% of responses	%
Home owner	244		59%
Renting	96		23%
Permanently living with parent(s) or other family member(s)	34		8%
Temporarily staying with others (no fixed address)	0		
Unhoused (staying outside, in a shelter, in a 24-hour respite)	0		
Prefer not to answer	37		9%
Not listed, please describe	3		1%

N 414

What best describes you and your household's access to outdoor space?

	Count	% of responses	%
I have access to private outdoor space like a yard	167		40%
I have access to semi-private/shared outdoor space	77		19%
I only have access to public spaces like parks (I do not have access to private or semi-private outdoor space)	128		31%
Prefer not to answer	42		10%

N 414


Appendix B: Background and Concept Design Options

Background

There will be a new 2,756 square metre park as part of a mixed-use development project located near Eglinton Avenue West and Royal York Road, in the Humber Heights-Westmount neighbourhood. This project is in the early design phase and will be further developed using the survey results and feedback during the community engagement process.

This is a map of the surrounding community and the location of the new park.



 Location of future park



Two Concept Design Options

Concept designs are prepared at an early phase of the design process, and are intended to outline the proposed design elements and layout of a space.

There are two concept design options the project team is looking for feedback on for the new park at 4000 Eglinton Avenue West.

Option A



1. Plaza entrance
 2. Shade pavilion and picnic tables
 3. Game area
 4. Basketball court
 5. Playground
 6. Open lawn space
 7. Main pathway
 8. Pathway
 9. Cherry trees
 10. Perennial planting
 11. Tree and native grasses
 12. Park sign
 13. Linear benches
 14. Terrace seating
- Water bottle filler stations, which are shown with blue dot

Option B



1. Plaza entrance
2. Shade pavilion and game area
3. Fitness circuit with outdoor fitness equipment
4. Playground
5. Picnic area
6. Open lawn space
7. Leisure chairs and cherry trees
8. Aspens and fescue greases
9. Birch groves and perennial planting
10. Main spine (coloured concrete)
11. Walking loop
12. Ribbon walk
13. Park sign
14. Benches
15. Playground fence

- Water bottle filler stations, which are shown with blue dot

Playground Precedent Images

Images below can help to show what the playground theme options in the new park may look like.

Traditional



Geometric

