

City of Toronto – Parks, Forestry & Recreation

# **New Parkette at 176 Broadway Avenue**

## **Exploring Design Options Feedback Summary Report**

January 2023

Rachel Weston, Senior Project Coordinator  
Kim Behrouzian, Senior Public Consultation Coordinator



## Contents

Introduction .....	3
Project Background .....	3
Phase Two Engagement: Exploring Design Options .....	3
Print Media .....	7
Digital Media .....	7
Virtual Public Meeting.....	8
Pop-Up Event .....	10
Online Survey .....	11
Parkette Design 1 .....	11
Parkette Design 2 .....	12
Overall Preferred Option.....	14
Additional Comments.....	14
Who did we hear from? .....	15
Survey Respondents .....	15
Next Steps .....	15
Appendix A: Pop-Up Data .....	16
Appendix B: Quantitative Response Summary .....	17
Survey .....	17
Demographics .....	19
Appendix C: Text Responses.....	22

## Introduction

This document provides a summary of the feedback received about concept design options for the new parkette at 176 Broadway Avenue in Phase Two of the engagement plan for the project. This phase included one public meeting, one online survey and a pop-up engagement event.

## Project Background

We are building a new parkette at 176 Broadway Ave. (formerly 174-180 Broadway Ave.), near Mount Pleasant Road and Broadway Avenue. The parkette design is being developed in consultation with the community and with consideration to budget, site limitations and operational requirements.

In Phase One of the engagement program, a visioning survey was launched to gather preliminary thoughts and ideas about the type of features people would like to see and activities they would like to do at the new parkette.

The feedback received helped the project team to determine the primary scope of features for the parkette, which include:

- Trees and planting areas
- Open lawn areas for passive recreation
- Playspace (ages two to 12)
- Seating
- Pathways
- Lighting

## Phase Two Engagement: Exploring Design Options

Phase Two builds on insights gathered from the public in Phase One.

In Phase Two, the project team presented two concept designs and sought feedback at a public meeting, an on-site pop-up event, and through an online survey. The feedback, as summarized in this report, will inform the preferred design for the parkette.

## Design Options

There are **two parkette design options** for the new parkette at 176 Broadway Avenue. Both design options include the following features:

- An accessible pathway
- A small playground
- Trees and garden beds
- Seating options
- A water bottle filler
- A low fence at the park entrance
- Lighting
- Open lawn space

Each parkette design option has two playground design options.

### Parkette Design 1



Parkette Design 1 includes the following features:

- A tree-shaped layout plan
- A circular-shaped open lawn
- A circular-shaped playground
- A pathway with benches facing the playground and lawn areas
- A water bottle filler
- A fence at the park entrance
- Horticultural plantings and plants that support a variety of pollinators
- New trees (existing mature trees will remain as-is)
- Lighting

Playground Design A includes the following features:

- Basket swing (accessible)
- “Space net” rope climber (ground-level accessible)
- Hill slide



Playground Design B includes the following features:

- Basket swing (accessible)
- Rope climber with sculptural “arch” frame (ground-level accessible)
- Spinning “apollo” rope climber (ground-level accessible)





## Parkette Design 2



Parkette Design 2 includes the following features:

- A more organic shaped layout
- An open lawn area around the west side of the park with seating
- Organically-shaped playground
- A pathway and wide hard-surface area with benches facing the playground and lawn
- A game table
- A water bottle filler
- A fence at the park entrance
- Pollinator plantings in and around the edge of the parkette with plants that support a variety of pollinators
- New trees
- Lighting

Playground Design A includes the following features:

- Basket swing (accessible)
- Three-person teeter totter (ground-level accessible)
- Playground structure with:
  - Two slides
  - Two monkey bar climbers
  - One balancing toy
  - Two decks accessed by stairs, with an accessible transfer station



Playground Design B includes the following features:

- Basket swing (accessible)
- Space net” rope climber (ground-level accessible) with 5-foot slide
- “Eddie” balancing toy
- Two accessible activity/game panels



## How We Reached People

In general, the community was informed of engagement activities through social and print media, listed below:

### Print Media

#### Signage near the site

Project information was displayed on a 36x48 notice board placed on the new park site. The notice board provided information about the project and how to access additional information on the project webpage.

### Digital Media

#### Project Webpage

A webpage ([toronto.ca/176BroadwayAvenue](https://toronto.ca/176BroadwayAvenue)) was set up to act as a communications portal to inform the public about the new park project. The webpage hosts all up to date information regarding the project, including a sign-up button for e-updates.

#### Social Media and Digital Ads

The City of Toronto used its Facebook and Instagram accounts to promote the virtual community meeting and online survey through paid advertisements and organic posts from November 10 to November 27, 2022.

# Virtual Public Meeting

On Thursday, November 10<sup>th</sup>, 2022, approximately 15 attendees participated in a virtual public meeting for the new parkette. Hosted by the Parks, Forestry and Recreation (PF&R) Division at the City of Toronto, the design team presented the design options and collected community feedback to inform the development of the preferred design for the new parkette. The meeting was held on WebEx with options to join online or call-in.

The presentation slides are available on the project webpage:

[toronto.ca/176BroadwayAvenue](https://toronto.ca/176BroadwayAvenue).

The summary is structured as follows:

1. Summary of Discussion
2. Feedback/Questions about Parkette Designs 1 & 2
3. Next Steps

Note this summary is not intended to be a verbatim transcript; rather it summarizes key points of discussion shared by participants during the meeting. This summary does not assess the merit or accuracy of these perspectives, nor does it indicate an endorsement of any perspectives on the part of the City of Toronto.

## 1. Summary of Discussion

The following provides a high level summary of the meeting discussion. More detailed feedback is included in section 2, below.

**Interest in specific design features and amenities.** Participants were keen to learn more about a variety of topics related to the parkette designs and future uses and amenities, including the proposed paving, seating, playground, and game area.

## 2. Feedback/Questions about the Parkette Designs

As part of the presentation, the project team shared the two design options including proposed amenities, design features and layout. Community member's feedback is summarized below. Feedback shared by participants appears first, followed by responses provided by the project team in *italics*, where provided.

- **Question about paving to accommodate recreation use of the parkette.** A participant shared that they would like to see a full circle of paved path for roller skating, roller blading, or running in Design 1. *The team responded that space is insufficient for a full circle of paved path as it would be at the expense of green space and planting areas which was strongly supported in the visioning phase.*
- **Comment about backs and armrests on benches.** A participant shared that they would like to see backs and armrests on the benches to make them more comfortable and accommodating. *The team explained that most of the benches provide these features.*



- **Question about switching playground equipment options in the parkette designs.** A participant queried whether it was possible to place their preferred playground equipment from Design 2 in Design 1 (their preferred option). *The team explained that the concepts were designed around the playground footprints that are specific to each parkette design. The team also noted that if there is a clear majority for a mismatched playground design and design option, then an accommodation will be considered.*
- **Suggestion to add a ping-pong table.** A participant expressed interest in the game tables present in Design 2 and queried whether a ping-pong table could be added. *The team responded that spatial constraints limit opportunities for a ping-pong table due to the large area required for the concrete pad.*
- **Question about waste collection in the new parkette.** A participant shared that they would like to see the inclusion of waste bins to serve anticipated dog users. *The team explained that waste bins will be provided in the park.*
- **Concern about attracting yellowjacket wasps with pollinator plants.** A participant expressed concern that the inclusion of pollinator plants may attract wasps, particularly near the playground. *The team responded that the typical nuisance wasps in Toronto are yellowjacket wasps which are minor pollinators, who are more interested in the waste bins than the flowers.*
- **Concern about the vacated property next to the new parkette.** A participant queried about the adjacent vacated property and whether there was a plan to purchase this property. *Councillor Jaye Robinson explained that this is an issue separate from the parkette design which is being looked into.*
- **Comment about ensuring playground equipment serving broad age range.** A participant expressed a preference for the playground equipment in Parkette Design 2, Playground Equipment Option A, in part due to the combination and types of equipment (e.g., climbing structures) accommodating a broader range of ages and abilities.
- **Question about how the preferred parkette design will be chosen.** A participant queried about the process for selecting a final design. *The team responded that the collected feedback from this phase of engagements (meeting, online survey, and the pop-up event) will inform the preferred design. Budget, site limitations and operational requirements will also inform the design.*
- **Question about inclusion of an off-leash area.** A participant queried about the possibility of including an off-leash area at the parkette. *The team responded that an off-leash area is not feasible at this location due site constraints, proximity to adjacent residences, and insufficient space to provide adequate buffer space between an off-leash area and other amenities in the parkette.*

## Pop-Up Event

A pop-up event was set up near the new parkette to gather feedback from community members as they passed by. The pop-up included informational and interactive boards, with questions mirroring the questions in the online survey (active from November 10 to November 24, 2022).

The pop-up was held at the southeast corner of Mount Pleasant Avenue and Broadway Avenue from 3 p.m. to 5 p.m. This was located beside a TTC stop, and within 50 metres of the new parkette on Broadway Avenue.

In total, approximately 35 participants were engaged at the pop-up location, including adults, youth and children. Appendix A provides a summary of pop-up data collected.

## Summary of Discussion

The most frequent suggestions received for both parkette designs were to include: places to sit and eat (e.g., picnic table), a sizeable lawn area for recreation (e.g., frisbee), playground equipment that encourages the broadest number ages and abilities, and lush trees and plantings including pollinator friendly species. Active and playful features like playground equipment were viewed as important amenities to serve children in the community.

Similar to the online survey, participants were asked to indicate their level of agreement or disagreement with a series of statements about the elements in each design option. Participants could also provide their overall design preference between the two options. With respect to the playground equipment, participants rated their preferences for the playground options. The response data from the pop-up can be found in Appendix B.

Overall preferences were split between design options, with equal votes for Design Option 1 (7 dots) and Design Option 2 (7).

## Additional Feedback

- Additional feedback for Parkette Design 1 included:
  - Appreciation of open lawn to play frisbee
  - Interest in having picnic tables
  - Interest in having a splash pad (either in the parkette or in the broader area)
  - Appreciation of round shapes and pathway design
  - Suggestion to provide additional seating facing the lawn from the northwest side of the parkette
- Additional feedback for Parkette Design 2 included:
  - Interest in having a basketball court (either in the parkette or in the broader area)
  - Appreciation of emphasis on plantings that attract pollinators
  - Interest in having picnic tables
  - Appreciation that layout provides for mystery and intrigue

## Online Survey

In November 2022, the project team launched an online survey to collect feedback on the proposed options for the new parkette. Responses to the survey will help to confirm priorities for a preferred design of the parkette.

The survey had three main components:

- Design Option Feature Preferences – allowed participants to indicate their level of agreement or disagreement with a series of statements about the elements in each design. Participants could also rate preferences for the playground options.
- Overall Preferred Option – allowed participants to rate their overall design preference between the two design options and provide additional feedback.
- Participant Demographics – this section asked about who is filling out the survey, to understand who it reached and whose feedback we may be missing.

The online survey was available from November 10 to November 24, 2022. The survey received a **total of 263 responses**. The full survey results can be found in Appendix B.

### Parkette Design 1

The survey provided respondents with a series of statements about the elements in the proposed design and asked if they strongly agree, agree, disagree, or strongly disagree.

#### *I like the shape and size of the playground in this design option*

- **72% of respondents agree**
- 20% of respondents are neutral
- 5% of respondents disagree

#### *I like the pathway and layout in this design option*

- **72% of respondents agree**
- 20% of respondents are neutral

#### *There is enough flexible space, like the open lawn areas, to do things like relax, play, and gather in small groups in this design option*

- **72% of respondents agree**
- 17% of respondents are neutral
- 9% of respondents disagree

***I like the location of the water bottle filler in this design option***

- **64% of respondents agree**
- 27% of respondents are neutral
- 9% of respondents disagree

***There are enough new trees and plantings in this design option***

- **66% of respondents agree**
- 19% of respondents are neutral
- 20% of respondents disagree

***There is enough seating options in this design option***

- **46% of respondents agree**
- 21% of respondents are neutral
- 33% of respondents disagree

**Playground Options**

The survey provided demonstrative images of two playground designs and asked respondents to select their preferred playground (number of respondents in parentheses):

- **51% of respondents prefer Playground A (133)**
- 38% of respondents prefer Playground B (99)
- 12% of respondents didn't know/preferred not to answer (31)

**Parkette Design 2**

The survey provided respondents with a series of statements about the elements in the proposed design and asked if they strongly agree, agree, disagree, or strongly disagree.

***I like the shape and size of the playground in this design option***

- **74% of respondents agree**
- 12% of respondents are neutral
- 14% of respondents disagree

***I like the location of the water bottle filler in this design option***

- **67% of respondents agree**
- 26% of respondents are neutral
- 5% of respondents disagree

***There are enough new trees and plantings in this design option***

- **70% of respondents agree**
- 12% of respondents are neutral
- 15% of respondents disagree

***I like the pathway layout in this design option***

- **63% of respondents agree**
- 18% of respondents are neutral
- 18% of respondents disagree

***There is enough flexible space, like the open lawn areas, to do things like relax, play, and gather in small groups in this design option***

- **62% of respondents agree**
- 18% of respondents are neutral
- 19% of respondents disagree

***There is enough seating options in this design option***

- **53% of respondents agree**
- 16% of respondents are neutral
- 31% of respondents disagree

### Playground Options

The survey provided demonstrative images of two playground designs and asked respondents to select their preferred playground (number of respondents in parentheses):

- **75% of respondents prefer Playground A (187)**
- 18% of respondents prefer Playground B (44)
- 8% of respondents didn't know/preferred not to answer (19)



## Overall Preferred Option

When asked to provide an overall preferred option, **more than half of respondents (59%) preferred Parkette Design 2**, compared to 37% of respondents who preferred Parkette Design 1, and 4% of respondents who didn't know/preferred not to answer.

## Additional Comments

When asked if they had any additional comments or suggestions on the proposed design, 103 respondents provided additional feedback. Most frequently mentioned topics, comments and suggestions are below, with the number of respondents sharing this sentiment in parentheses.

- More seating options (23) that are shaded (7)
- Importance of a playground for wide range of ages and abilities (21) with mixed preferences for playground designs:
  - 12 preferred Design 2 Playgrounds Options
  - 8 preferred Design 2 Playground Options but thought they should be placed in Design 1
- Importance of open green space (10)
- Add picnic tables for eating and gatherings (7)
- Mixed views on dogs off-leash area (9 in favour) (4 not in favour)
- More trees (7) and plants (4)
- Importance of cleanliness (7)
- Add ping-pong tables (2)
- Add a splash pad (2)
- Unrelated/out of scope feedback (6)

A summary of the full comments can be found in Appendix C.

## Who did we hear from?

Participants were asked to provide demographic information. This helps the City better understand who participated and whether particular groups in the community were missed during the engagement process.

### Survey Respondents

- Majority of respondents were 30 to 39 years old (31%), 40 to 55 years old (30%), 56 to 64 years old (14%), and 19 to 29 years old (12%) respectively
- Majority of respondents found out about the survey from social media (84%)
- Less than half of respondents have access to private outdoor space like a yard (42%) and 34% only have access to public spaces like parks
  - 18% of respondents have access to semi-private/shared outdoor space
  - 6% of respondents preferred not to answer
- 9% of respondents identified as a person with a disability
  - 81% of respondents did not identify as a person with a disability
  - 10% of respondents preferred not to answer

A summary of the demographic findings can be found in Appendix B.

## Next Steps

The feedback received from this phase of community engagement will confirm priorities for the preferred design. To be notified about upcoming engagements for the new park, visit the project webpage at [toronto.ca/176BroadwayAvenue](https://toronto.ca/176BroadwayAvenue) to sign up for e-updates.

## **Appendix A: Pop-Up Data**

### **Parkette Design 1**

I like the shape and size of the playground in this design option

- Strongly Agree (1 dot)
- Agree (2 dots)

I like the pathway layout in this design option

- Agree (2 dots)

There is enough seating options in this design option

- Agree (1 dot)
- Disagree (1 dot)

There is enough flexible space, like the open lawn areas, to do things like relax, play, and gather in small groups in this design option

- Strongly Agree (1 dot)
- Agree (2 dots)

Which playground option do you prefer?

- Design A (4 dots)
- Design B (5 dots)

### **Parkette Design 2**

I like the shape and size of the playground in this design option

- Agree (1 dot)

I like the pathway layout in this design option

- Disagree (2 dots)

There are enough trees and plantings in this design option

- Agree (2 dots)

Which playground option do you prefer?

- Design A (5 dots)
- Design B (4 dots)

### **Overall Park Design Preference**

- Design Option 1 (7 dots)
- Design Option 2 (7 dots)

# Appendix B: Quantitative Response Summary



## Survey

Please indicate your level of agreement with the following statements about Parkette Design 1.

	Average	Count	% of responses				
I like the shape and size of the playground in this design option	28%	263	25%	47%	20%	3%	
I like the pathway layout in this design option	28%	263	26%	46%	20%	3%	
There is enough flexible space, like the open lawn areas, to do things like relax, play, and gather in small groups in this design option	31%	263	17%	55%	17%	9%	
I like the location of the water bottle filler in this design option	33%	263	18%	46%	27%	3%	
There are enough new trees and plantings in this design option	37%	263	15%	45%	19%	17%	1%
There is enough seating options in this design option	45%	263	11%	35%	21%	28%	3%

Strongly agree   Agree   Neutral   Disagree   Strongly disagree

N 263

Which playground design do you prefer for Parkette Design 1?

	Count	% of responses	%
Playground Design A	133		51%
Playground Design B	99		38%
I don't know/prefer not to answer	31		12%

N 263

Please indicate your level of agreement with the following statements about Parkette Design 2.

	Average	Count	% of responses
I like the shape and size of the playground in this design option	27%	250	<div><div></div><div></div><div></div><div></div><div></div></div> 36%38%12%10%3%
I like the location of the water bottle filler in this design option	31%	250	<div><div></div><div></div><div></div><div></div><div></div></div> 21%46%26%5%
There are enough new trees and plantings in this design option	32%	250	<div><div></div><div></div><div></div><div></div><div></div></div> 21%49%12%15%
I like the pathway layout in this design option	33%	250	<div><div></div><div></div><div></div><div></div><div></div></div> 28%35%18%14%1%
There is enough flexible space, like the open lawn areas, to do things like relax, play, and gather in small groups in this design option	36%	250	<div><div></div><div></div><div></div><div></div><div></div></div> 18%44%18%15%1%
There is enough seating options in this design option	43%	250	<div><div></div><div></div><div></div><div></div><div></div></div> 15%38%16%23%8%

Strongly agree Agree Neutral Disagree Strongly disagree

N 250

Which playground design do you prefer for Parkette Design 2?

	Count	% of responses	%
Playground Design A	187	<div><div></div></div>	75%
Playground Design B	44	<div><div></div></div>	18%
I don't know/prefer not to answer	19	<div><div></div></div>	8%

N 250

Overall, which parkette design option do you prefer?

	Count	% of responses	%
Parkette Design 1	92	<div><div></div></div>	37%
Parkette Design 2	146	<div><div></div></div>	59%
I don't know/prefer not to answer	11	<div><div></div></div>	4%

N 249

Is there any additional feedback about the park design that you would like to share?

	Count	% of responses	%
No	133	<div><div></div></div>	56%
Yes:	103	<div><div></div></div>	44%

N 236



# Demographics

What is the age of the person filling out this survey?

	Count	% of responses	%
0 to 4 years old	0		
5 to 12 years old	1	<div></div>	0%
13 to 18 years old	1	<div></div>	0%
19 to 29 years old	28	<div></div>	12%
30 to 39 years old	76	<div></div>	31%
40 to 55 years old	72	<div></div>	30%
56 to 64 years old	35	<div></div>	14%
65 to 74 years old	18	<div></div>	7%
75 years old or above	4	<div></div>	2%
Prefer not to answer	7	<div></div>	3%

N 242

Gender identity is the gender that people identify with or how they perceive themselves, which may be different from their birth-assigned sex.What best describes the gender of the person filling out this survey?

	Count	% of responses	%
Woman	155	<div></div>	64%
Man	69	<div></div>	29%
Prefer not to answer	19	<div></div>	8%
Not listed, please describe	4	<div></div>	2%
Trans woman	2	<div></div>	1%
Two-Spirit	2	<div></div>	1%
Gender non-binary (including gender fluid, genderqueer, androgynous)	1	<div></div>	0%
Trans man	0		

N 242

**Sexual orientation describes a person's emotional, physical, romantic, and/or sexual attraction to other people.What best describes the sexual orientation of the person filling out this survey?**

	Count	% of responses	%
Heterosexual or straight	162	<div></div>	67%
Prefer not to answer	51	<div></div>	21%
Bisexual	10	<div></div>	4%
Gay	10	<div></div>	4%
Queer	5	<div></div>	2%
Not listed, please describe	5	<div></div>	2%
Lesbian	4	<div></div>	2%
Don't know	3	<div></div>	1%
Two-Spirit	2	<div></div>	1%

N 242

**People often describe themselves by their race or racial background. For example, some people consider themselves "Black", "White" or "East Asian". Which race category best describes the person filling out this survey? Select all that apply.**




	Count	% of responses	%
White (e.g. English, Greek, Italian, Portuguese, Russian, Slovakian)	140	<div></div>	58%
Prefer not to answer	45	<div></div>	19%
East Asian (e.g. Chinese, Japanese, Korean)	18	<div></div>	7%
Latin American (e.g. Brazilian, Colombian, Cuban, Mexican, Peruvian)	14	<div></div>	6%
South Asian or Indo-Caribbean (e.g. Indian, Indo- Guyanese, Indo-Trinidadian, Pakistani, Sri Lankan)	10	<div></div>	4%
More than one race category or mixed race	9	<div></div>	4%
Other, please describe	6	<div></div>	2%
Arab, Middle Eastern or West Asian (e.g. Afghan, Armenian, Iranian, Lebanese, Persian, Turkish)	5	<div></div>	2%
Black (e.g. African, African-Canadian, Afro-Caribbean)	5	<div></div>	2%
First Nations (status, non-status, treaty or non-treaty), Inuit or Métis	3	<div></div>	1%
Southeast Asian (e.g. Filipino, Malaysian, Singaporean, Thai, Vietnamese)	2	<div></div>	1%

N 242

**What language do you prefer to speak?**





- English = 222 responses = 92%
- French = 5 responses = 2%
- Prefer not to answer = 3 responses = 1%
- Portuguese = 2 responses = 1%
- Spanish = 2 responses = 1%

**Indigenous people from Canada identify as First Nations (status, non-status, treaty or non-treaty), Inuit, Métis, Aboriginal, Native or Indian. Does the person filling out this survey identify as Indigenous to Canada?**

	Count	% of responses	%
Yes	4		2%
No	207		86%
Prefer not to answer	31		13%







N 242

**Disability is understood as any physical, mental, developmental, cognitive, learning, communication, sight, hearing or functional limitation that, in interaction with a barrier, hinders a person's full and equal participation in society. A disability can be permanent, temporary or episodic, and visible or invisible. Does the person filling out this survey identify as a person with a disability?**

	Count	% of responses	%
Yes	23		10%
No	188		78%
Don't know	4		2%
Prefer not to answer	27		11%

N 242

**What best describes your current housing situation?**

	Count	% of responses	%
Home owner	127		52%
Renting	92		38%
Permanently living with parent(s) or other family member(s)	4		2%
Temporarily staying with others (no fixed address)	1		0%
Unhoused (staying outside, in a shelter, in a 24-hour respite)	0		
Prefer not to answer	15		6%
Not listed, please describe	3		1%

N 242

**What best describes you and your household's access to outdoor space?**

	Count	% of responses	%
I have access to private outdoor space like a yard	101		42%
I have access to semi-private/shared outdoor space	44		18%
I only have access to public spaces like parks (I do not have access to private or semi-private outdoor space)	83		34%
Prefer not to answer	14		6%

N 242

## Appendix C: Text Responses

- Either is an okay layout but the reality is that it is such a small space. It needs to have a place for people to sit. It must not end up being a dog park...
- Incorporate a fenced dog park
- Taking environmental factors into consideration, the lawn should be replaced with mulch - lawns could require a lot of water and chemical fertilizer. Plants should be native with maximum number possible of large trees. There should also be a variety of plant heights, including shrubs and herbaceous species.
- The playground area in either design does not reflect the number of children in the neighborhood.
- Love the possibility of a game table for option 2 and a bigger playground
- Concern about having areas where homeless shelter residents will gather and leave needles or garbage. Need waste management ideas and lots of dogs in the area so provide dog poop bags will be important
- A dog waste basket would be nice to encourage dog owners to pick up after their dogs
- please add a wading pool for kids for them to walk through
- Have some dog off leash area
- We would like a space for unleashed dogs
- don't need a water bottle filler at all. People bring their own
- Consider a little free library, where people can leave and take books in a tiny enclosed space safe from the elements
- Would be nice to keep this dog free so everyone can enjoy the space without worry.
- Please put some calisthenics bars ...kids always get a playground what about something for adults ?
- More trees, more green areas to gather in small group, maybe a small place for exercise
- More seating options would guarantee that more people are able to use the space and we do not have a lot of parks in the area. Please prioritize picnic style tables over normal benches as tables allow families and communities to hang out at the park more easily.
- we like parkette design 1 but playground design B in pollinator design (equipment for older kids)
- There aren't any seating areas in design 1 that allow for me to be in some shade, and too few ones with backs on them. For support. I like that Design 1 has less hard surface mid park. More new tree plantings please
- Would prefer benches with back support
- While the square footage of each feature was not given for the 2 designs, parkette 2 appears to have more space for plants and less space for pavement, as well as having a wider variety of seating, a chess board, and the superior playground design options

- Design 2 is more likely to result in damage to plants from high school students across the street; they already have a history of having smashed the school's garden.
- please ensure no off leash area for dogs and may need to separate playground from open green space in the future.
- The Parkette should be for everyone to enjoy and not just turned into a playground
- The space should be bigger.
- Would be nice to have picnic tables as a place to have birthday parties and gatherings, or just a place for families and children to be able to have snacks/meals.
- Shouldn't there be a tree planted somewhere in the middle (like between the numbers 5 & 6 if a design #1 just to provide some shade in the middle of the park? Or are there rules about how close a tree can be to a play structure.
- Need a splash for kids
- I like the overall design of park #1 but park #2 has far better playground designs
- Please add an opportunity to have a community garden
- More open space. This area has 3 playscapes already
- Put the playground from Parkette A to parkette B
- Parkette 2 has a much better playground for kids. This being said, playgrounds designs were very fun in the late 90s.
- Water bottle filler should be located closer to the entrance so people walking by can utilize the feature without it having to enter the park.
- More plant life and more open green space please. Appreciate the pollinator plant life in option 2... need more of this.
- There is nowhere near enough seating in both parks. Put some seating for adults that don't have kids around the lawn area, perhaps even creating a quieter area for adults.
- As a parent, I'd like to see more shaded seating for us. It would be nice if there could be a few trees to provide shade near the play equipment too.
- Does pollinator mean bees? Hope not. Many kids are allergic. Additional seating is needed.
- I like playground from pollinator with tree design
- Add an additional backless bench closer to sidewalk
- Is there really enough children in the area to warrant the playground? Request for a dog friendly area
- Signage that includes information on local tree and plant species would be interesting. Also assuring the park is mixed use and has more open spaces.
- Pls ensure that seating is suitable for the elderly who require arm rails on benches in order to stand.
- Both look like very nice additions to the area, though I think more seating is needed
- What a total waste of taxpayers money. Who cares about a parkette, a make work project for you bureaucrats. Disgusting use of taxpayers money.



- Design 2 has an edge around the playground which would made it inaccessible for wheelchair users
- Additional seating spaced apart around playground for parents/caregivers to watch the children would be a plus
- Add chess tables and more senior seating (with backs) to Design 1. No loungers (they encourage sleeping in the park). Change play equipment to multi-use climber shown in Design 2 Option A. Extend path for easy walk around park for seniors.
- Additional accessible kid things please
- Less open area means fewer dogs will be let off leash. Could be more areas to perch that are not easy to sleep on which would discourage use
- The surface of the playground should not be sand or wood chips
- Ideally surface would be recycled tire plastic nuggets or similar safety surface. Ideally a full rubberized surface would be great versus the mulch or sand surfaces that we see elsewhere, those are terrible!
- Please do not surface playground with sand.
- Please add an area for dogs
- Overall I prefer the Design #1, I would combine the 2 designs though. 1. The garden area of Design #2 is a nicer layout w/ the trees spaced out. Better to have trees that don't grow too tall or planted too close together b/c as they grow they get closer and block out the light & view which creates a safety issue at night. 2. There's not enough seating throughout the park, many seniors & people w/ disability live in the area. 2. Would be nice to have a water feature (eg. fountain or wall).
- There are never enough benches to accommodate parents of kids playing and also people who just want to sit
- We need more parks
- More seating is good but shaded by the trees, should have shaded areas so not all in sun
- All this talk about 'affordable housing' and the city tears down these two apartment buildings they got FOR FREE from a condo developer in lieu of greenspace at said condo. Give me a bloody break
- Put playground from Parkette 2 into Parkette 1 design; no loungers, more benches
- I would like more bounce options, not just one
- We'd to ensure if dogs are permitted there is garbage bin and potentially poop bags. Otherwise I assume it will just get used for those in all the condos going up will take their dogs there to relieve themselves.
- make playground smaller dog park is more important!
- Design one is better, playground 1 from design 2 is better. I have never seen anyone ever use chessboard in a public park.
- We need more seats with backs and tables
- More benches
- Very disappointed that there is no skate spot associated with this new build. The bottom right corner, leading from the sidewalk on both options could easily be

used for a paved surface and at least a skate spot. Although my priorities may be different than some, there are already numerous playground options nearby such as Redpath Parkette or a big area at Eglington park!

- Parkette 2 is a lot more inviting for people to stay longer, and so there is really not enough seating. More benches are needed.
- We are very excited for the addition of a new play area in the neighbourhood! For a community filled with young families (including ours!) we are excited at the prospect of adding the first playground featured in parkette #2 to the area!
- A fence dog area is needed in the neighborhood. Perhaps there could be a specific time of day when off leash dogs are allowed. And, the fence should have a gate that closed for both children and dogs.
- Ask the neighbours to handover/sell/donate a few square feet to make the parkette larger.
- It's just going to be a dog toilet or place for high schoolers and no one else so whatever
- More seating
- Seating important and space for dogs too
- Worried the open grass will just be a dog toilet. Maybe replace grass with more plants with seating?
- Would prefer the grass be replaced with a groundcover planting or permeable surface that's more environmentally sustainable.
- Loungers not necessary...more benches for sitting
- I think both park designs don't respond to possible expansion to the north and west. Put the playground in and the lawn but design the paths and lawn assuming they could grow both north and or west over time.
- Can add musical toys (like a xylophone)
- Would it be great if it has 2-3 picnic benches.
- Where is the dog off-leash area??
- Think playground option for design 1 could be improved. As shown would only provide for 4 to 6 kids playing at one time
- I like the playground A option found in Parkette 2. I'm indifferent about the parkette layouts but care about the playground structure with slides and monkey bars.
- Parkette design 2 has better playground and there are tons of kids in the area which will be benefited
- I think both design could benefit of more seating benches
- Off leash dog park please
- Although I prefer parkette design #1, I much prefer the playground in #2. Hence my overall selection of #2. However, both options need more trees or shade cover, especially on hot days.
- It'd be nice if the pathway looped around the playground fully, so you could loop the area with your dog without walking into the play area.
- Will the park be maintained? Will be enough trash pick up? Will people be fined for not disposing their trash properly and or be accountable for their rubbish? Will the foliage have adequate sun to flourish and be healthy?

- We definitely need a safe and 24/7 accessible dog park.
- More trees and shade sources and the seating better have shade in midday
- Table tennis, play panels in both types of park plan
- Like design 1 but it needs more seating, and / tables
- I prefer the tree shape, but the playground structure option for design 2.
- Picnic tables would be nice
- Like the design of 2, but without the pollinator. Kids and bees don't mix!
- The chess table is a good idea.
- Would prefer the traditional playground (Parkette 2, playground a) as we find the other types rarely get used in the neighbourhood. These are more accessible for younger kids.
- Lots of seating is really important. Also, there should be places to throw out dog poop and bag dispensers for dig poop
- Like the bigger open lawn area in design 1 than design 2. Would be better if the new chess table is put under a tree. Would be too sunny without shade.
- I prefer park design #2 except there is too much paved space in the centre and it feels like a waste of what would otherwise be lawn.
- Parkette Design 1 seems more inviting. Like the delineation in play space v open space and the overlapping circles design (v nice!). I MUCH prefer if the playground equipment from Pollinator A would be placed in Parkette Design 1. I think that would be the optimal choice for the parkette and the best of both worlds: open space for those who want it AND playground equipment that is fun, inviting, exciting AND accessible to children of a wider age range than the other equipment designs
- It would be great if the Parkette Design 1 could incorporate the playground a from design 2 - it is the most versatile and engaging for kids. They also always love a sandbox.