

# CEDAR RIDGE



Spring & Summer 2023  
Art Courses, Workshops  
& Camps

# CREATIVE CENTRE

# WELCOME TO CEDAR RIDGE CREATIVE CENTRE

## OFFICE HOURS

Monday to Thursday: 9 a.m. to 10 p.m.

Friday to Sunday: 9 a.m. 4 p.m.

\*Hours are subject to change, please call ahead.

## CEDAR RIDGE CREATIVE CENTRE

225 Confederation Drive

Toronto, ON

M1G 1B2




Free parking is available.

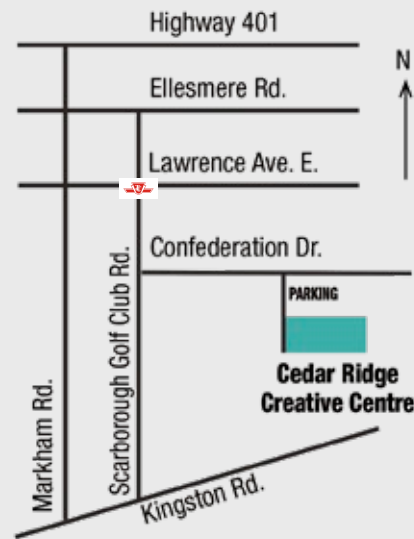
## CONTACT US FOR MORE INFORMATION

416-396-4026

[crcc@toronto.ca](mailto:crcc@toronto.ca)

[toronto.ca/CedarRidge](http://toronto.ca/CedarRidge)

 @TOCulture  @Culture\_TO  @Culture\_TO



## REGISTRATION DATES

- Registration for Expressions Summer Camp opens on Saturday, February 11 at 7 a.m.
- Registration for spring art courses & workshops opens on Friday, March 10 at 7 a.m.
- Registration for summer art courses & workshops opens on Wednesday, June 7 at 7 a.m.

## HOW TO REGISTER

Visit [efun.toronto.ca](http://efun.toronto.ca)

Provide the following information:

- client number
- family number
- course code
- credit card



To obtain your client and family numbers, please call Client Service at 416-396-7378 or the Cedar Ridge office at 416-396-4026 during office hours.

Cedar Ridge staff are dedicated to providing timely, accessible and high quality services to all clients. All reasonable measures will be made to accommodate accessibility needs.

Cedar Ridge Creative Centre is excluded from Parks, Forestry and Recreation policies and procedures, including the Welcome Policy.

## CANCELLATIONS

**Programs cancelled by Cedar Ridge:** 100% Refund or account credit.

**Missed classes on the part of the student:** make-up classes or account credits will not be provided.

**Due to emergencies/illness:** make-up class provided. If a make-up class is provided, no refunds or account credits will be issued.

**Inclement weather:** make-up class provided. Every effort to contact students will be made. Students are encouraged to call for information.

**Statutory holidays:** make-up class provided.

Please note that if a make-up class is offered, refunds or credits will not be provided.

## WITHDRAWALS, REFUNDS & CREDITS

All registration cancellations or withdrawals must be initiated in writing prior to the start of the program's third class. No refunds or credits will be considered after this date. Withdrawals will be prorated based on the date of the withdrawal, not based on attendance in the program. A \$13 administration fee will be deducted per person, per workshop for all refunds, withdrawals and credits.

## MATERIALS

Materials are not included in adult course fees. Please inquire at the Cedar Ridge Office or with your instructor for supply lists. Pottery students must purchase clay from Cedar Ridge Creative Centre, which includes glazing, firing and technician costs. \$40 per bag, cash or cheque only. Outside clay or old clay is not permitted and pottery tools are not provided. Students must bring their own tools or purchase them from Cedar Ridge (cash or cheque only).

## HEALTH & SAFETY

The health and safety of our students, staff and community are our top priorities. Cedar Ridge Creative Centre will adhere to the current Toronto Public Health and Provincial regulations. Those who choose to mask will be supported.



Aerial view of Cedar Ridge Creative Centre



Watercolour Painting

# POTTERY & CLAY COURSES

## POTTERY: BEGINNER

Learn basic wheel techniques and find out how to use pottery tools and equipment like slab rollers. This course introduces students to greenware, bisqueware and glazeware processes from clay to pot and reclaiming techniques.

## POTTERY: INTERMEDIATE

Refine techniques learned in beginner courses and improve your throwing and hand-building skills. Explore more complex forms and learn to make repetitive shapes. Gain basic knowledge of the kiln firing process and different glazing techniques with increased one-on-one attention from your instructor. Students must have completed at least three beginner sessions, including wheel-throwing, centering and hand-building before taking this course.

## POTTERY: ADVANCED

Harness the pottery techniques covered in beginner and intermediate courses and improve your skills with more complex wheel work, hand-building and glazing. Learn the art of self-critique and discover how to advance your artistic practice. Before taking this course, students must have completed at least three intermediate or advanced sessions, including wheel-throwing, centering and hand-building.

## WHEEL WORK: INTERMEDIATE/ADVANCED

Hone your wheel-throwing talents through demonstration and individual instruction and discover how to shape forms from previously wheel-thrown parts. Learn to critique clay forms and improve your technique independently. To partake in this course, students must have completed at least three intermediate or advanced sessions, including wheel-throwing, centering and hand-building.

## SCULPTURE: BEGINNER

Uncover the fundamentals of clay sculpture in this course for budding sculptors. Each session begins with a short talk and demonstration about ceramic sculpture. Try your hand at clay slab-building and figure modeling and create abstract sculptures that glisten when glazed.

## POTTERY: SLIP TRAILED JUG & JUICER

Make your own wheel-thrown or hand-built juice jug and juicer in this 7-week summer workshop. Suitable for all levels, you'll learn how to slip trail designs onto pots for a beautifully finished breakfast set.



Pottery: Beginner

## POTTERY: ALL LEVELS

Explore the art of pottery at every level. Beginners will learn the basics alongside seasoned ceramists embarking on new and more complex techniques.

Students taking pottery courses must purchase clay from Cedar Ridge Creative Centre for \$40 per bag. This includes glazing, firing and technician costs. Pottery tools are not provided. Students must bring their own tools or purchase them from Cedar Ridge. All sales are cash or cheque only.

Course/Workshop	Instructor	Fee	Day	Time	Start	Code
Pottery: Beginner	K. Kennedy	\$172/10wks	Tues	6:30 – 9:30 p.m.	April 4	4163104
Pottery: Beginner	K. Kennedy	\$172/10wks	Wed	1 – 4 p.m.	April 5	4163103
Pottery: Beginner/Intermediate	K. Kennedy	\$172/10wks	Wed	6:30 – 9:30 p.m.	April 5	4163111
Pottery: Beginner/Intermediate	K. Kennedy	\$172/10wks	Sat	9 a.m. – 12 noon	April 1	4163117
Pottery: Intermediate	S. Robinson	\$172/10wks	Mon	6:30 – 9:30 p.m.	April 3	4163105
Pottery: Intermediate	S. Robinson	\$172/10 wks	Tues	1 – 4 p.m.	April 4	4163106
Wheel Work: Intermediate/Advanced	K. Kennedy	\$172/10wks	Thurs	1 – 4 p.m.	April 6	4163109
Pottery: Advanced	K. Kennedy	\$172/10wks	Thurs	6:30 – 9:30 p.m.	April 6	4163110
Sculpture: Beginner	A. Dias D'Souza	\$172/10 wks	Tues	9 a.m. – 12 noon	April 4	4163112

## SUMMER POTTERY WORKSHOPS

Workshop	Instructor	Fee	Day	Time	Start	Code
Slip Trailed Jug & Juicer	K. Kennedy	\$120/7 wks	Sat	9 am – 12 noon	July 8	4180255
Pottery: Beginner	K. Kennedy	\$120/7 wks	Sat	1 pm – 4 pm	July 8	4180256
Wheel work: All Levels	K. Kennedy	\$120/7 wks	Tues	6 – 9 pm	July 4	4160257
Intermediate Pottery	S. Robinson	\$120/7 wks	Mon	6:30 – 9:30 pm	July 10	4180254

## RAKU GLAZE & FIRE

Learn the ancient art of Japanese Raku firing in this two-day workshop. Students will apply newly-learned glazing techniques to previously bisqued pieces in preparation for an outdoor firing.

Students must have an intermediate level of pottery experience before participating in any Raku class. Students should bring already bisque-fired work with them. The work size/quantity is limited to 2 large pieces (6"x6") and 2 small pieces (4"x4").

Workshop	Instructor	Fee	Day	Time	Start	Code
Raku Glaze & Fire	A. Dias D'Souza	\$90/2 weeks	Tues	9 am – 4 pm	Sep 12	4180258



# VISUAL ARTS COURSES

## LANDSCAPE PAINTING: ALL LEVELS

Learn how to paint beautiful landscapes and gain in-depth knowledge on illustrating natural scenes that feature mountains, valleys, trees, rivers and forests. Your instructor will provide easy-to-follow instructions on composition, colour theory and perspective in nature.

## WILDLIFE DRAWING & PAINTING: BEGINNER/INTERMEDIATE

Examine animal body structures and explore the fundamentals of line, texture, highlights and shadows to produce realistic depictions of wild animals. Your instructor will explain related historical and contemporary artworks, using slideshows to provide a rich source of inspiration.

## WATERCOLOURS: BEGINNER/INTERMEDIATE

Explore the creative possibilities of mixing watercolours with liquids or other mediums to create delicate textures and learn essential techniques, including wet-dry and dry-brush. Your instructor will provide demonstrations and in-depth discussions about watercolour techniques, colour theory, and colour-mixing.

## PORTRAITURE PAINTING: BEGINNER/INTERMEDIATE

Discover the principles of portraiture and unlock your ability to draw expressive facial details from photographs. Your instructor will break down complex technical concepts with step-by-step exercises to help you capture distinct features and personalities using line, form, light, and shadows.

## FLORAL PAINTING: BEGINNER/INTERMEDIATE

Flowers are highly amenable to interpretation and can inspire artists to increase their conceptual and organizational skills. Uncover the aesthetic nuances of flowers using acrylic paints and learn how brush strokes, mixing colours and composition can help bring your colourful garden to life.



Portrait Painting



Mixed Media: Working on Creative Backgrounds



**EXPERIMENTAL MARK MAKING: DRAWING, WATERCOLOUR & COLLAGE**

Explore a variety of techniques to create original, abstract drawings and paintings. Investigate the patterns and textures found in natural and fabricated objects and experiment with expressive marks using pencils, pens and non-traditional tools.

**SKETCHBOOK EXPLORATIONS**


Loosen up, get creative and work freely without fear of messing up while discovering new drawing and painting techniques. Explore color mixing and experiment with new ways of using pencils, charcoal, pens, watercolour, acrylic, ink and collage. Learn how to structure a regular art practice and fill your sketchbook with explorations to inspire future creations.

**MIXED MEDIA: WORKING ON CREATIVE BACKGROUNDS**

Learn to create original artworks that merge two cohesive layers. Create loose process-based backgrounds using watercolors, inks and acrylics, then experiment with drawings, paintings and materials that add another layer of interest to your work.



Creative Illustration



Drawing by Karen Johnston

**NATURE DRAWINGS IN CHARCOAL**

Create observational drawings that depict the natural environment and learn to use charcoal powder, willow charcoal, compressed charcoal and charcoal pencils to create realistic and expressive artwork. Your instructor will teach you how to capture form, tone, texture, depth and distance on various paper types and prepared surfaces.

**CREATIVE ILLUSTRATION**

Study creative illustration methods and visual styles with an emphasis on storytelling. From conceptual sketches to detailed renderings made with colored pencils, watercolor, gouache, and acrylics, your instructor will take you through the fundamental theories of creative illustration.

**INTRODUCTION TO GRAPHIC DESIGN**

Discover the world of graphic design and its numerous applications and embark on projects that use typography and other design elements. Your instructor will teach you how to combine two-dimensional images and text with a focus on design principles, function and aesthetics.

**INTRODUCTION TO DRAWING**

Develop foundational drawing skills and constructive sketchbook practices with guidance from a qualified instructor. Discover how to apply established drawing methodologies, including the seven elements of art, and refine your observational skills while drawing from life, photos and your imagination.



**Meet the instructor**

Frank Zhang is an artist and teacher with a practice that ranges from illustration, murals, painting, graphic design and digital art. He has specialized in airbrushing for over two decades. Frank holds a Master of Interdisciplinary Art, Media and Design from OCADU, and a Master of Design from York University. Frank is a new instructor at Cedar Ridge, teaching Creative Illustration, Introduction to Graphic Design and Introduction to Airbrush. He also teaches at OCADU and York University.

Course	Instructor	Fee	Day	Time	Start	Code
Watercolours: Beginner/Intermediate	L. Refahi	\$172/10 wks	Mon	9 a.m. – 12 noon	Apr 3	4163167
Landscape Painting: All Levels	L. Refahi	\$172/10 wks	Mon	1 – 4 p.m.	Apr 3	4163168
Landscape Painting: All Levels	L. Refahi	\$172/10 wks	Fri	9 a.m. – 12 noon	Apr 7	4163164
Portraiture Painting: Beginner/Intermediate	L. Refahi	\$172/10 wks	Thurs	9 a.m. – 12 noon	Apr 6	4163165
Wildlife Drawing & Painting: Beginner/Intermediate	L. Refahi	\$172/10 wks	Thurs	1 – 4 p.m.	Apr 6	4163162
Floral Painting	L. Refahi	\$172/10 wks	Fri	1 – 4 p.m.	Apr 7	4163161
Sketchbook Explorations	A. Hasan	\$172/10 wks	Tues	9 a.m. – 12 noon	Apr 4	4163177
Nature Drawing in Charcoal	A. Hasan	\$172/10 wks	Tues	1 to 4 p.m.	Apr 4	4163178
Experimental Mark Making: Drawing, Watercolor and Collage	A. Hasan	\$172/10 wks	Wed	9 a.m. – 12 noon	Apr 5	4163174
Mixed Media: Working on Creative Backgrounds	A. Hasan	\$172/10 wks	Wed	1 to 4 p.m.	Apr 5	4163175
Introduction to Drawing	K. Johnston	\$172/10 wks	Mon	7 – 10 p.m.	Apr 3	4163179
Creative Illustration	F. Zhang	\$172/10 wks	Wed	6:30 – 9:30 p.m.	Apr 5	4163182
Introduction to Graphic Design	F. Zhang	\$172/10 wks	Thurs	6:30 – 9:30 p.m.	Apr 6	4163183



# Visual Art Workshops

## GETTING STARTED WITH WATERCOLOURS

Dive into the wonderful world of watercolour and learn to create images that capture a particular mood or moment in time. Gain new skills in design and composition and understand the roles that color, texture and light play when working with water-based paint.

## WATERCOLOURS AT YOUR OWN PACE

Explore new watercolour techniques and work with specialized materials to convey ideas, feelings and the world around us. Your instructor will present weekly demonstrations on various themes and provide individual critiques to students at all levels. Beginners will receive step-by-step instructions, while experienced students can embark upon more advanced projects.



Drawing & Painting class

## ACRYLIC POURING

Experience the fun of pouring a painting in this hands-on, two-day workshop. Experiment with free-flowing paints and play with new combinations, ratios and patterns. Try techniques such as a dirty pour, ring pour, swipes, and string pulls and create abstract magic with liquid acrylics.



Paint Night: Lavender Fields

## PAINT NIGHT: LAVENDER FIELDS

Enjoy a fun night of painting for students of all skill levels and recreate a beautiful picture with guided step-by-step instruction. Learn basic acrylic painting techniques, including colour-blocking, wet-on-wet and dry-brush. All materials included.

## CONNECTING WITH NATURE/CONNECTING WITH OURSELVES

Connect with the world around us through art and explore how natural elements like earth, water, air and fire, can help us deepen our experience of the present moment. This arts-based mindfulness workshop includes writing, drawing and embodied movement. All materials included.

## INTRODUCTION TO AIRBRUSH

Explore airbrushing as a creative tool for visual expression over two days. Using a practice-based approach, your instructor will help you create your own airbrush paintings with informative talks and demonstrations. Try freehand and masking techniques and learn about airbrush maintenance and troubleshooting. This workshop requires an additional \$50 material fee, payable to the instructor.

## INTRODUCTION TO MOSAIC ART

Discover the ancient art of mosaics while embracing Picassiette, a mosaic style that incorporates pieces of broken ceramics (plates, dishes, cups, tiles) and found objects. Learn fundamental practices and work with tools, materials and surfaces commonly used when creating mosaics. Students are encouraged to bring old or broken ceramic dishes to the first class, along with a sketch pad, pencil and eraser. This workshop requires an additional \$20 material fee, payable to the instructor.



Painting by Leila Refahi



Introduction to Mosaic Art



### Meet the instructor

Karen Johnston is an artist, a passionate maker and an educator based in Toronto, with a BFA in Drawing and Painting from OCADU. After working for many years in advertising as a layout artist, art director and freelance graphic

designer, Karen established Mosaicworks, a small design studio that embraces traditional fine art, including painting and drawing, while celebrating the ancient art of mosaics. Karen is a new instructor at Cedar Ridge, teaching Introduction to Drawing and Introduction to Mosaic Art.

Workshop	Instructor	Fee	Day	Time	Start	Code
Getting Started with Watercolours	P. Erickson	\$110/5 wks	Tues	9:30 a.m. – 12:30 p.m.	May 9	4163166
Watercolours at Your Own Pace	P. Erickson	\$110/5 wks	Tues	6:30 – 9:30 p.m.	May 9	4163169
Acrylic Pouring	P. Erickson	\$60/2 wks	Sat	1 – 4 p.m.	Apr 1	4163202
Paint Night	S. Stojanovski	\$45/1 day	Thurs	6:30 – 9:30 p.m.	Jun 8	4163191
Connecting with Nature/Connecting with Ourselves	S. Stojanovski	\$45/1 day	Tues	6:30 – 9:30 p.m.	Jun13	4163192
Introduction to Airbrush	F. Zhang	\$90/2 wks	Sat	9 a.m. – 4 p.m.	May 6	4163193
Introduction to Mosaic Art	K. Johnston	\$60/2 wks	Sat	9:30 a.m. – 12:30 p.m.	Apr 8	4163194



# FIBRE ARTS WORKSHOPS



Yarn Dyeing & Punch Needle Rug Hooking

## YARN DYEING & PUNCH NEEDLE RUG HOOKING

Take Punch Needle Rug Hooking to the next level and learn to dye your own yarn. Create original wall hangings, small rugs or punched fabric with freshly dyed yarn using a traditional punch needle hooking technique. No prior experience is necessary.

Suitable for ages 13 and up, this workshop requires an additional material fee of \$30 to 40, depending on the number of colours chosen to dye the yarn, payable to the instructor.

Course	Instructor	Fee	Day	Time	Start	Code
Yarn Dyeing and Punch Needle Rug Hooking	C. Barrie	\$60/ 2 days	Tues & Thurs	10:30 a.m. – 3 p.m.	Apr 25 & 27	4163113

# OPEN STUDIO SESSIONS



Open Studio

Open Studios allow participants to have dedicated time every week to work on their projects in a non-instructional studio environment. Whether you carve, paint or work in clay, come to the studio to enhance your practice in a friendly working atmosphere. Students with previous experience in their chosen medium are welcome to register for open studios.

## POTTERY OPEN STUDIO

To participate in the Pottery Open Studio program, participants must also enroll in an intermediate or advanced pottery or sculpture class at Cedar Ridge Creative Centre. This program is not suitable for beginners. Cedar Ridge reserves the right to withdraw any registrant who does not meet the above prerequisites.

Open Studio	Fee	Day	Time	Start	Code
Open Studio: Painting	\$90/ 10 wks	Tues	1 – 4 p.m.	Apr 4	4163190
Open Studio: Painting	\$90/ 10 wks	Thurs	9 a.m. – 12 noon	Apr 6	4163176
Open Studio: Pottery	\$90/ 10 wks	Mon	9 a.m. – 12 noon	Apr 3	4163120
Open Studio: Pottery and Sculpture	\$90/ 10 wks	Fri	9 a.m. – 12 noon	Apr 7	4163122
Open Studio: Woodcarving	\$90/ 10 wks	Wed	12:30 – 3:30 p.m.	Apr 5	4163116



# COURSES & WORKSHOPS FOR CHILDREN, YOUTH & FAMILIES

## **CREATIVE CLAY (7-10 & 11-13 YRS)**

Explore the possibilities of creating with clay and learn basic pottery techniques such as pinching, coiling, slab building and glazing. Each project stimulates the imagination while developing pottery skills.

## **CARTOONING (8-13 YRS)**

Combine a love of drawing and storytelling, and acquire the knowledge and skills to create a comic book with original cartoon characters - from storyboard to finished product. This course includes projects on comic strips, character study, poster art and seasonal cartoons.

## **MIX IT UP! (7-13 YRS)**

Get those creative juices flowing and learn to make beautiful one-of-a-kind artwork. Explore different art mediums, such as painting, printmaking, collage, watercolour and photography in this multifaceted course.

## **POTTERY MIXED MEDIA (7-10 & 11-13 YRS)**

Learn about different types of art media and create clay-based masterpieces that may include decorative boxes, wind chimes, animal figurines, jewelry, mixed media paintings with glazed clay and more.



Imaginary Forest Family Workshop

## **YOUNG PAINTERS' STUDIO (7-13 YRS)**

Experiment with painting styles like abstract, impressionism and realism, and develop new technical skills in acrylic, watercolour and ink. Learn the art of composition through self-expression, from portraits to still-life on various surfaces.

## **FINE ART FOR TEENS (14-17 YRS)**

Take a fine-art approach to painting and drawing in various media, including watercolours, pastels and ink, with a touch of art history. Bring your portfolio to get expert advice or work from your personal tablet or laptop.

## **IMAGINARY FOREST FAMILY WORKSHOP (5+ YRS)**

Work closely with your child to explore colours and forms on imaginative backgrounds. Experiment with new acrylic paint techniques and fun effects to create an imaginary forest using vivid colours. Both child and adult must be registered separately.



Children's mixed media class



Children's pottery class



**VAN GOGH SUNFLOWERS FAMILY WORKSHOP (5+ YRS)**

Discover the paintings of Vincent Van Gogh with your child. Learn how different colours work together and how to mix them to create new colours. Inspired by one of Van Gogh’s modern masterpieces, Sunflowers, students will bring their colourful garden to life. Both child and adult must be registered separately.

**JUNIOR LEADER TRAINING (14+ YRS)**

Volunteer as a Junior Leader at the Expressions Summer Art Camp at Cedar Ridge and learn valuable leadership and art skills. Participants will receive a certificate confirming their course completion – a mandatory prerequisite for volunteering at the camp. Places are limited and the minimum age requirement is firm.



Van Gogh Sunflowers Family Workshop

Course	Instructor	Age	Fee	Day	Time	Start	Code
Creative Clay	K. Kennedy	7 – 10 yrs	\$115/10 wks	Sat	12:30 – 2 p.m.	Apr 1	4163145
Creative Clay	K. Kennedy	11 – 13 yrs	\$115/10 wks	Sat	2:30 – 4 p.m.	Apr 1	4163147
Cartooning	M. Chown	8 – 13 yrs	\$115/ 10 wks	Sun	10 – 11:30 a.m.	Apr 2	4163146
Mix it Up!	K. Carson	7 – 13 yrs	\$115/ 10 wks	Sun	1 – 2:30 p.m.	Apr 2	4163140
Pottery Mixed Media	K. Carson	7 – 10 yrs	\$115/ 10 wks	Sun	9 – 10:30 a.m.	Apr 2	4163138
Pottery Mixed Media	K. Carson	11 – 13 yrs	\$115/ 10 wks	Sun	11 a.m. – 12:30 p.m.	Apr 2	4163141
Young Painters’ Studio	M. Chown	7 – 13 yrs	\$115/ 10 wks	Sun	12:30 – 2 p.m.	Apr 2	4163144
Fine Art for Teens	M. Chown	14 – 17 yrs	\$130/ 10 wks	Sun	2:30 – 4 p.m.	Apr 2	4163142
Imaginary Forest	L. Refahi	5+	\$25/1 day	Sun	10 a.m. - 12 p.m.	Apr 16	4163143
Van Gogh Sunflowers	L. Refahi	5+	\$25/1 day	Sun	10 a.m. - 12 p.m.	May 14	4163148
Junior Leader Training	S. Valtellini	14+	\$35/2 wks	Tues	6 - 9 p.m.	Jun 6	4163156
Junior Leader Training	S. Valtellini	14+	\$35/2 wks	Sat	9 a.m. - 12 p.m.	Jun 10	4163157

# EXPRESSIONS SUMMER ART CAMP (8-13 YRS)

Register your child for a summer visual arts day camp at Cedar Ridge Creative Centre. Campers will have exciting opportunities to create, learn and experiment with drawing and painting, printmaking, sculpture, video, arts and crafts, and pottery. In addition to creative activities in the art studios, campers can enjoy the beautifully treed grounds and gardens by participating in outdoor recreational activities. Camps run from Monday to Friday over two weeks, excluding statutory holidays.

- Please note:**
- Campers outside the age range are not be permitted
  - Transportation lunches and snacks are not included in the registration fee
  - Extended hours are available for an additional charge from 8 to 9 a.m. and 4 to 5 p.m.
  - This is a nut-free camp; please do not send any products containing nuts with your child
  - The welcome policy does not apply to this camp or the extended hours program

Camp	Fee	Day	Time	Start	Code
Expressions	\$387/9 days	Mon – Fri	9 a.m. – 4 p.m.	July 4	4180123
Expressions	\$431/10 days	Mon – Fri	9 a.m. – 4 p.m.	July 17	4180124
Expressions	\$387/9 days	Mon – Fri	9 a.m. – 4 p.m.	July 31	4180125
Expressions	\$431/10 days	Mon – Fri	9 a.m. – 4 p.m.	August 14	4180126

The Extended Hours option provides supervised care before and/or after camp for children registered in Cedar Ridge Creative Centre camp sessions. Extended hours programs have their own different barcodes for registration. Please ensure child(ren) are registered in corresponding camp week(s).

Extended Hours	Fee	Day	Time	Start	Code
Extended Hours a.m.	\$45/9 days	Mon – Fri	8 – 9 a.m.	July 4	4196098
Extended Hours p.m.	\$45/9 days	Mon – Fri	4 – 5 p.m.	July 4	4196957
Extended Hours a.m.	\$50/10 days	Mon – Fri	8 – 9 a.m.	July 17	4196858
Extended Hours p.m.	\$50/10 days	Mon – Fri	4 – 5 p.m.	July 17	4196959
Extended Hours a.m.	\$45/9 days	Mon – Fri	8 – 9 a.m.	July 31	4196960
Extended Hours p.m.	\$45/9 days	Mon – Fri	4 – 5 p.m.	July 31	4196961
Extended Hours a.m.	\$50/10 days	Mon – Fri	8 – 9 a.m.	August 14	4196962
Extended Hours p.m.	\$50/10 days	Mon – Fri	4 – 5 p.m.	August 14	4196964



# CEDAR RIDGE CREATIVE CENTRE GALLERY

The Cedar Ridge Creative Centre Gallery is programmed annually with short term rotating exhibitions showcasing a spectrum of emerging and established artists, community arts groups and students. The gallery is programmed in partnership with Cedar Ridge Studio Gallery, a not-for-profit arts organization.

## EXHIBITIONS & RECEPTIONS

**Jill Letten, Emma Ducharme, & Zoey Zoric**

Painting, Sculpture & Mixed-Media  
January 28 to February 16  
Opening reception: January 29, 1 to 4 p.m.

**Ed Janzen/Collette Broeders & Lynda Cronin**

Drawing & Mixed Media  
February 18 to March 9  
Opening reception: February 19, 1 to 4 p.m.

**GALLERY HOURS:**

Monday to Wednesday: 10 a.m. to 8 p.m.  
Thursday to Sunday: 10 a.m. to 4 p.m.  
\*Hours are subject to change, please call ahead.

Gallery admission and receptions are free.

**Kesang Nanglu/Atleigh Homma & Che Ree Kwon**

Painting, Mixed Media & Textile  
March 11 to March 30  
Opening reception: March 12, 1 to 4 p.m.

**S. Maria Brandt & Karen Grosman**

Mixed Media, Photography, Painting & Sculpture  
April 1 to April 20  
Opening reception: April 2, 1 to 4 p.m.



Corynn Kokolakis & Marlene Kawalez exhibit

# RENTAL OPPORTUNITIES

Cedar Ridge Creative Centre is a vibrant arts and culture hub housed in a 1912 mansion. Flexible for almost any type of event, the historic charm of this one-time summer home boasts a grand feel with an original chandelier and hardwood floors, coupled with modern-day conveniences. The house is nestled within picturesque gardens and backs onto a beautiful ravine. Casual elegance for a variety of functions makes Cedar Ridge the ideal spot for your special occasion. Outdoor photography permits are also available.

To speak with someone about booking your next event at Cedar Ridge Creative Centre call 416-396-4026 during office hours or visit [toronto.ca/Rentals](http://toronto.ca/Rentals).

Rental and event bookings are subject to Toronto Public Health and Provincial Regulations and guidelines.



Image courtesy of Justine Apple Photography



# CEDAR RIDGE CREATIVE CENTRE

## OFFICE HOURS

Monday to Thursday: 9 a.m. to 10 p.m.

Friday to Sunday: 9 a.m. 4 p.m.

\*Hours are subject to change, please call ahead.

## CEDAR RIDGE CREATIVE CENTRE

225 Confederation Drive

Toronto, ON

M1G 1B2

Free parking is available.

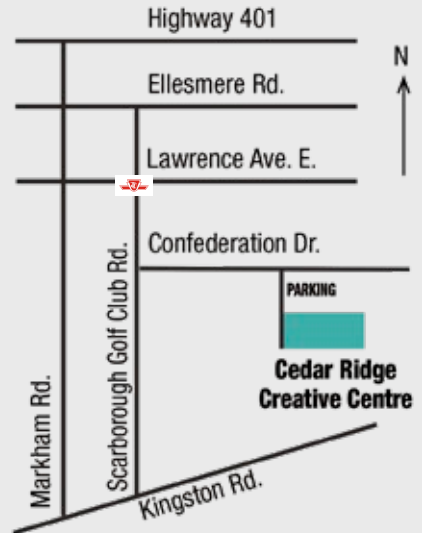
## CONTACT US FOR MORE INFORMATION

416-396-4026

[crcc@toronto.ca](mailto:crcc@toronto.ca)

[toronto.ca/CedarRidge](http://toronto.ca/CedarRidge)

 @TOCulture  @Culture\_TO  @Culture\_TO



Exterior of the main house at Cedar Ridge