







## MAP OF WORK AREA



## WHAT TO EXPECT BEFORE CONSTRUCTION

- x Work crews will mark the locations of underground utilities, such as gas, water and cable so that the construction work does not interfere with these utilities.
- x Affected properties will receive a Construction Notice approximately two weeks before work begins with more information about the work.
- x Work in the boulevard in front of homes and commercial properties is expected. This work includes removing and replacing driveways, municipal sidewalks and grassed boulevards, where necessary.
- x The City will not be responsible for damage to any privately owned items on City property.

	<p><b>Accessible Accommodation:</b> The City's contractor must ensure safe and accessible walkways and entryways are maintained for everyone during construction. Any temporary access disruptions will be communicated as soon as</p>
--	--

	possible. If you experience a disruption, have a specific access need or related accommodation request, contact the <b>Field Ambassador</b> listed below.
	<b>Access to Your Home:</b> The City-hired contractor may need access to the interior and exterior of your home to complete a pre-construction condition survey. Affected properties will receive a request to schedule a time to complete the pre-construction condition survey. Although participation is voluntary, the pre-construction survey results may be useful to confirm claims for potential damage caused by City construction.
	<b>Important information for owners of sprinkler systems / heated driveways and private landscaping features.</b> Property owners should remove items located within City property limits (boulevard) to avoid damage.  This includes items such as landscaping (plants and pavers), decorative objects, sprinkler systems or heated driveways. If you have a sprinkler system or heated driveway, please contact the <b>Field Ambassador</b> listed below.
	<b>Standard Water Service Replacement:</b> Please take the time to read the attached fact sheet carefully as it contains important information on lead in drinking water and how to prepare for replacement. <b>First, you need to find out if your water service is lead</b> – a licensed plumber can help you with this. If it is lead, the City of Toronto encourages you to replace it. We recommend you obtain several quotes. <b>PLEASE NOTE:</b> The City is not able to get involved in any contract to have work done on private property. Property owners are responsible for ensuring contractors do not interfere with the work being done on City property. Learn more at <a href="http://www.toronto.ca/leadpipes">www.toronto.ca/leadpipes</a>

## NEED MORE INFORMATION?

If you have questions about the upcoming work, please contact us.

<b>Field Ambassador</b>	Karo Oguma, 647-299-8601, <a href="mailto:TorontoPM6@rvanderson.com">TorontoPM6@rvanderson.com</a>
<b>TTY Hearing Impaired Service</b>	416-338-0889 (Daily 8 a.m. to 5 p.m., closed holidays)
<b>General inquiries</b>	311
<b>Website</b>	<a href="http://toronto.ca/parkdalehighpark">toronto.ca/parkdalehighpark</a>
<b>Local Councillor</b>	Gord Perks, 416-392-7919, <a href="mailto:Councillor_Perks@toronto.ca">Councillor Perks@toronto.ca</a>

Thank you for your patience. Building a great city takes time. Better infrastructure for all of us is worth the wait.